

राज्य स्तरीय बैंकर्स समिति STATE LEVEL BANKERS' COMMITTEE

उत्तराखण्ड / UTTARAKHAND

40^{वीं} बैठक 20 मार्च 2012

(समीक्षा 31 दिसम्बर 2011 त्रैमास तक)



संयोजक



भारतीय स्टेट बैंक

राज्य स्तरीय बैंकर्स समिति

उत्तराखण्ड प्रशासनिक कार्यालय

1, न्यू कैंप रोड, देहरादून

दूरभाष : 2742555, 2716065, 66, 67

फैक्स : 0135-2742200

Website : <http://www.slbcuttarakhand.org.in>



भारतीय स्टेट बैंक
State Bank of India

राज्य स्तरीय बैंकर्स समिति,
उत्तराखण्ड प्रशासनिक कार्यालय,
1, न्यू कैंट रोड, देहरादून - 248001
State Level Bankers' Committee,
Uttarakhand Admin. Office
1, New Cantt. Road, Dehradun - 248001

Tel : 0135-2742555, 2716065-67 Fax : 0135-2742200 E-mail : agmslbc.zodeh@sbi.co.in Website: www.slbcuttarakhand.org.in

दिनांक : 29 फरवरी, 2012
पत्रांक : प्रशा.क्र./एस.एल.बी.सी./ 26 / 4494

महोदय,

राज्य स्तरीय बैंकर्स समिति, उत्तराखण्ड
40वीं बैठक - दिनांक : 20 मार्च, 2012

उपरोक्त विषय के संदर्भ में अवगत कराना है कि राज्य स्तरीय बैंकर्स समिति, उत्तराखण्ड की **40वीं बैठक दिनांक 20 मार्च, 2012** को प्रातः 10:30 बजे **होटल पैसिफिक, 19 - सुभाष रोड, देहरादून** में आयोजित की जाएगी।

02. इस बैठक में त्रैमास दिसम्बर, 2011 तक के ऑकड़ों की प्रगति की समीक्षा राज्य सरकार एवं बैंकों के शीर्ष अधिकारियों के साथ की जाएगी जिससे संबंधित एजेण्डा पेपर्स की एक प्रति आपको अलग से प्रेषित की जा रही है।

03. इसी क्रम में भारतीय रिजर्व बैंक के पत्रांक RPCD.CO.LBS.BC.No.44 / 02.19.10 / 2010-11 दिनांक 29 दिसम्बर, 2010 के अनुसार वर्ष के प्रत्येक त्रैमास की समाप्ति उपरांत 45 दिनों के अंदर एस.एल.बी.सी. की बैठक आहूत की जानी होती है। अतः वर्ष 2012 में आयोजित की जाने वाली त्रैमासिक बैठकों के दिनांक निम्नवत् निर्धारित किए गए हैं :

त्रैमास समाप्त	एस.एल.बी.सी. बैठक की तिथि
दिसम्बर, 2011	20 मार्च, 2012*
मार्च, 2012	15 मई, 2012
जून, 2012	17 अगस्त, 2012
सितम्बर, 2012	15 नवम्बर, 2012

(* राज्य में घोषित चुनाव के कारण)

04. आपसे अनुरोध है उक्त बैठक में प्रतिभागिता करने की कृपा करें।

भवदीय,

सहायक महाप्रबंधक
(राज्य स्तरीय बैंकर्स समिति, उत्तराखण्ड)

राज्य स्तरीय बैंकर्स समिति, उत्तराखण्ड

माह दिसम्बर 2011 तक के आंकड़ों का विवरण

क्रम सं०	कार्यसूची का विवरण	पेज संख्या
भाग – “अ” – कार्यपालक सारांश		
1.	उत्तराखण्ड राज्य की एक झलक	7
2.	राज्य स्तरीय बैंकर्स समिति की बैठकों में लिए गए कुछ महत्वपूर्ण निर्णय	9
3.	मूल संकेतक	11
4.	ऋण : जमा अनुपात	13
5.	ऋण : जमा अनुपात तुलनात्मक विवरण	14
6.	जिलावार ऋण : जमा अनुपात	15
7.	वार्षिक ऋण योजना 2011–12	16
8.	किसान क्रेडिट कार्ड योजना	18
9.	प्राइम मिनिस्टर इम्प्लायमेंट जेनरेशन प्रोग्राम	19
10.	वीर चन्द्र सिंह गढ़वाली पर्यटन स्वरोजगार योजना	19
11.	SCP, SJSRY, SGSY	20–21
12.	नवीन ऋण सह अनुदान आवास योजना	22
13.	सूक्ष्म, लघु एवम् मध्यम इकाइयों को ऋण वितरण (MSME / MSE)	22
14.	महिला सशक्तिकरण	23
15.	अल्प संख्यक समुदायों को बैंक ऋण प्रवाह	23
16.	कृषि ऋण वसूली की स्थिति	24
17.	लम्बित वसूली प्रमाण पत्र स्थिति	25
18.	नो-फ्रिल एवं जी.पी.सी.सी. खातों का विवरण	26
19.	भारतीय रिजर्व बैंक / नाबार्ड / बैंकों की महत्वपूर्ण सूचनाएं)	27
20.	पिछली बैठक दिनांक 16 नवम्बर, 2011 के कार्य बिन्दुओं पर चर्चा	57
21.	पिछली बैठक दिनांक 16 नवम्बर, 2011 के कार्यवृत्त	61
भाग – “ब” – आँकड़ों का विवरण		
22.	ऋण : जमा अनुपात	—एस.एल.बी.सी. — 1
23.	वार्षिक ऋण योजना (प्राथमिक क्षेत्र)	—एस.एल.बी.सी. — 2
24.	वार्षिक ऋण योजना (गैर-प्राथमिक क्षेत्र)	—एस.एल.बी.सी. — 3
25.	किसान क्रेडिट कार्ड योजना	—एस.एल.बी.सी. — 4
26.	कृषि ऋणों के प्रवाह को दुगुना करने हेतु प्रगति	—एस.एल.बी.सी. — 5
27.	प्राइम मिनिस्टर इम्प्लायमेंट जेनरेशन प्रोग्राम	—एस.एल.बी.सी. — 6
28.	प्राइम मिनिस्टर इम्प्लायमेंट जेनरेशन प्रोग्राम के क्रियाकलाप	—एस.एल.बी.सी. — 7
29.	वीर चन्द्र सिंह गढ़वाली पर्यटन स्वरोजगार योजना	—एस.एल.बी.सी. — 8
30.	वीर चन्द्र सिंह गढ़वाली पर्यटन स्वरोजगार योजना के क्रियाकलाप	—एस.एल.बी.सी. — 9

31.	एमजीएनआरईजीए	—एस.एल.बी.सी. — 10
32.	ज्वाइंट लायबिलिटी ग्रुप	—एस.एल.बी.सी. — 11
33.	प्रधानमंत्री रोजगार योजना के क्रियाकलाप	—एस.एल.बी.सी. — 12
34.	डी0आई0आर0 एडवांसेज	—एस.एल.बी.सी. — 13
35.	हस्तकरघा बुनकर हेतु प्रति सदस्य को ₹ 50000/— का ऋण	—एस.एल.बी.सी. — 14
36.	स्पेशल कम्पोनेन्ट योजना की प्रगति	—एस.एल.बी.सी. — 15
37.	स्पेशल कम्पोनेन्ट योजना के क्रियाकलाप का विवरण	—एस.एल.बी.सी. — 16
38.	स्वर्ण जयन्ती शहरी रोजगार योजना की प्रगति	—एस.एल.बी.सी. — 17
39.	स्वर्ण जयन्ती शहरी रोजगार योजना क्रियाकलाप का विवरण	—एस.एल.बी.सी. — 18
40.	स्वर्ण जयन्ती ग्राम स्वरोजगार योजना में समूह — प्रगति	—एस.एल.बी.सी. — 19
41.	स्वर्ण जयन्ती ग्राम स्वरोजगार योजना समूह — ऋण	—एस.एल.बी.सी. — 20
42.	हॉर्टिकल्चर फाइनेंसिंग	—एस.एल.बी.सी. — 21
43.	के.वी.आई.सी./के.वी.आई.बी. (ब्याज में सब्सिडी) की प्रगति	—एस.एल.बी.सी. — 22
44.	सरलीकृत नवीन ऋण सह-अनुदान ग्रामीण आवास योजना की प्रगति	—एस.एल.बी.सी. — 23
45.	फसली ऋण बीमा योजनाओं का विवरण	—एस.एल.बी.सी. — 27
46.	राष्ट्रीय कृषि बीमा योजना	—एस.एल.बी.सी. — 28
47.	स्वयं सहायता समूह — बैंक लिंकेज प्रगति	—एस.एल.बी.सी. — 29
48.	स्वरोजगार एवं आर्टिजन क्रेडिट कार्ड	—एस.एल.बी.सी. — 30
49.	गृह ऋण — सभी योजनाओं की प्रगति	—एस.एल.बी.सी. — 31
50.	क्रेडिट गारंटी फण्ड ट्रस्ट ऑफ इण्डिया — बैंकवार प्रगति	—एस.एल.बी.सी. — 32
51.	सूक्ष्म, लघु एवम् मध्यम इकाइयों को ऋण वितरण	—एस.एल.बी.सी. — 33
52.	रुग्ण इकाई — लघु उद्योग की स्थिति	—एस.एल.बी.सी. — 34
53.	एन.पी.ए. ऋणों का विवरण	—एस.एल.बी.सी. — 35
54.	राइटऑफ का बैंकवार खण्डवार विवरण	—एस.एल.बी.सी. — 36
55.	फॉरैक्स बिजनेस	—एस.एल.बी.सी. — 37
56.	महिला लाभार्थियों को ऋण वितरण की स्थिति	—एस.एल.बी.सी. — 38
57.	अल्प संख्यक समुदायों को बैंक ऋण प्रवाह	—एस.एल.बी.सी. — 39
58.	सरकारी ऋण योजनाओं में वसूली की स्थिति	—एस.एल.बी.सी. — 41
59.	प्राथमिक क्षेत्रों में बकायों पर वसूली की स्थिति	—एस.एल.बी.सी. — 42
60.	लम्बित वसूली प्रमाण पत्रों की स्थिति	—एस.एल.बी.सी. — 43
61.	शिक्षा ऋण की स्थिति	—एस.एल.बी.सी. — 44
62.	अटल आदर्श ग्राम योजना	—एस.एल.बी.सी. — 45
63.	टेक्नोलॉजी बेस्ड इन्फरमेशन	—एस.एल.बी.सी. — 45ए
64.	वित्तीय समावेशन — नो फ्रिल खाते	—एस.एल.बी.सी. — 45बी
65.	सामान्य उद्देश्य क्रेडिट कार्ड (GPCC)	—एस.एल.बी.सी. — 46
66.	जमा खातों का सेगमेंटवाइज विवरण	—एस.एल.बी.सी. — 47

भाग - " अ "

कार्यपालक सारंश

उत्तराखण्ड राज्य की एक झलक (Uttarakhand - At a glance)



राज्य	– देश का सत्ताईसवां राज्य
राज्य का गठन	– 9 नवम्बर, 2000
कुल क्षेत्रफल	– 53,484 वर्ग कि.मी.
कुल वन क्षेत्रफल	– 34,434 वर्ग कि.मी.
राजधानी	– देहरादून (अस्थाई)
सीमाएं	– अन्तर्राष्ट्रीय – चीन, नेपाल राष्ट्रीय – उत्तर प्रदेश, हिमाचल प्रदेश
कुल जिले	– 13
उच्च न्यायालय	– नैनीताल
प्रति व्यक्ति आय	– ₹ 16,528 /– से अधिक / राष्ट्रीय औसत (₹ 20,989 /–)
आय के प्रमुख स्रोत	– वन संपदा, जल संसाधन, जड़ी-बूटी, पर्यटन, तीर्थाटन, खनिज संपदा आदि।
प्रमुख खनिज	– चूना, पत्थर, मैग्नेसाइट, जिप्सम आदि।
प्रमुख फसलें	– धान, गेहूं, जौ, मंडुआ, झंगोरा, मक्का आदि।
प्रमुख फल	– सेब, लीची, पुलम, नाशपाती, माल्टा आदि।
प्रमुख नदियां	– भागीरथी, अलकनन्दा (गंगा), मन्दाकिनी, पिंडारी, टोन्स, यमुना, काली, नयार, भिलंगना, सरयू, रामगंगा आदि।
प्रमुख पर्यटक एवं ऐतिहासिक स्थल	– नैनीताल, मसूरी, पौड़ी, अल्मोड़ा, रानीखेत, खिर्सू, चम्पावत, दरया, औली, खतलिंग, वेदिनी बुग्याल, फूलों की घाटी, लैंसडॉउन, लाखामण्डल, पातालभुवनेश्वर, गंगोलीहाट, जौलजीवी, पूर्णागिरी, चितई, कटारमल, कौसनी, जागेश्वर, द्वाराहाट, सोमेश्वर, बैजनाथ, पिण्डारी ग्लेशियर, नानकमत्ता साहिब, टिहरी आदि।
प्रमुख धार्मिक तीर्थस्थल	– बदरीनाथ, केदारनाथ, गंगोत्री, यमुनोत्री, पंचकेदार, पंचबदरी, पंचप्रयाग, हरिद्वार, ऋषिकेश, हेमकुण्ड साहिब, पूर्णागिरी, चितई, कलियर शरीफ, नानकमत्ता साहिब, रीठा साहिब आदि।
प्रमुख लोकगीत एवं लोकनृत्य	– झुमैला, थड्या, चौफला, रासौ, पण्डवाणा, तांदी, भडगीत, जागर, चांचरी, छपेली, पांडव, झोडा, छोलिया आदि।
त्योहार	– विश्व प्रसिद्ध कुंभ मेला / अर्द्ध कुंभ मेला हरिद्वार में क्रमशः 12 वर्ष तथा 6 वर्ष के अन्तराल पर लगता है। इसके अतिरिक्त पिरान कलियर (रूड़की), देवीधुरी (चम्पावत), पूर्णागिरी मेला (चम्पावत), नन्दादेवी मेला (अल्मोड़ा), गौचर मेला (चमोली), बैसाखी (उत्तरकाशी), झण्डा मेला (देहरादून), उत्तराणी मेला (बागेश्वर), विशु मेला (जौनसार भाबर), माघ मेला, उत्तरकाशी, प्रति 12 वर्ष में आयोजित होने वाला विश्व की सबसे लम्बी पैदल धार्मिक





यात्रा नन्दादेवी राजजात यात्रा सहित कई स्थलों पर धार्मिक एवं सांस्कृतिक पृष्ठभूमि के स्थानीय मेलों व उत्सवों का आयोजन धूम-धाम से वर्ष भर होता रहता है।

मौसम

- ग्रीष्म काल – जून से जून मध्य
- वर्षा काल – मध्य जून से मध्य सितम्बर
- शीत काल – मध्य सितम्बर से फरवरी तक।

राज्य पुष्प

- ब्रह्म कमल (*Saussurea obvallata*)

राज्य वन्य पशु

- कस्तूरी मृग (*Moschus chrysogaster*)

राज्य वृक्ष

- बुरांस (*Rhododendron arboreum*)

राज्य पक्षी

- मोनाल (*Lophoorus impejanus*)

उत्तराखण्ड की जनसंख्या (2001 की जनगणनानुसार)

कुल जनसंख्या	–	84,79,562
पुरुष	–	43,16,401
महिलाएं	–	41,63,161
लिंग अनुपात	–	964:1000 (महिला : पुरुष)
जनसंख्या घनत्व	–	159 प्रति वर्ग किमी.

प्रशासनिक इकाई

मण्डल	02
जिले	13
तहसील	78
विकासखण्ड	95
न्याय पंचायत	671
ग्राम सभा	6,804
नगर	34
राजस्व ग्राम	16,606
आबाद ग्राम	15,652
गैर आबाद ग्राम	954
वन ग्राम	194
शहरी इकाइयां	84



राज्य स्तरीय बैंकर्स समिति की बैठकों में लिए गए कुछ महत्वपूर्ण निर्णय

उत्तराखण्ड राज्य में राज्य स्तरीय बैंकर्स समिति के गठन के पश्चात् अभी तक कुल 39 बैठकों का आयोजन किया जा चुका है। इसके अतिरिक्त राज्य स्तरीय बैंकर्स समिति की उप समिति की बैठकों भी समय-समय पर आयोजित हुई हैं। विगत वर्षों में इन बैठकों में समन्वयक फोरम के रूप में अत्यंत उपयोगी एवं प्रभावकारी भूमिका का निर्वाह किया है ताकि विभिन्न वित्तीय संस्थाएं एवं शासकीय विकास विभाग एकजुट होकर कार्य कर सकें।

समिति के सदस्यों द्वारा समय समय पर राज्य स्तरीय बैंकर्स समिति की बैठकों में विभिन्न मुद्दे उठाए गए तथा भागीदारी संस्थाओं द्वारा समग्र कार्यवाही हेतु व्यापक निर्णय लिए गए। पिछली बैठकों में राज्य स्तरीय बैंकर्स समिति द्वारा लिए गए कुछ निर्णय निम्नलिखित हैं :-

1. राज्य के सभी अग्रणी जिला प्रबन्धकों को स्थानीय अधिकारियों के साथ मिलकर अपने जिलों के ऋण जमा अनुपात में वृद्धि लाने हेतु क्षेत्र की सम्भाव्यताओं को ध्यान में रखते हुए योजनाबद्ध एवं समयबद्ध तरीके से कार्यवाही करना। इस कारण ऋण जमा अनुपात मार्च 2011 में 52.67% से बढ़कर दिसम्बर 2011 में 51.84% हो गई।
2. सी.जी.एफ.टी.एम.एस.आई. योजना के अन्तर्गत अब बैंकों द्वारा दिये गए एक करोड़ तक के ऋणों पर संपार्श्विक प्रतिभूति (Collateral Security) नहीं लिया जाना। इस वर्ष में अप्रैल 2011 से दिसम्बर 2011 तक CGTMSE योजना के अन्तर्गत 2612 ऋण प्रकरणों के ₹ 132.66 करोड़ के ऋण वितरित किये गए हैं।
3. राज्य के सभी 2000 से अधिक आबादी वाले 226 चयनित ग्रामों में से 186 ग्रामों में या तो शाखाओं का खोला जाना अथवा BC की नियुक्ति तथा मार्च 2012 तक लक्ष्यों की प्राप्ति हेतु कृत संकल्प। अटल आदर्श ग्राम में सभी बैंकों को अपनी शाखा विस्तार नीति के अन्तर्गत नई शाखाएं खोलने व Business correspondent नियुक्त करने हेतु कार्यवाही करना। इस क्रम में राज्य सहाकारी बैंक द्वारा अधिकतर सभी चयनित 259 न्याय पंचायत ग्रामों में मिनी बैंक द्वारा आच्छादित किया जा चुका है।
4. राज्य में नवयुवकों को रोजगार देने के लिए वीरचन्द्र सिंह गढ़वाली पर्यटन स्वरोजगार योजना राज्य सरकार द्वारा प्रायोजित की गई। जिसमें शासन द्वारा बैंक ऋणों पर 25 प्रतिशत या 10 लाख, इसमें से जो भी कम हो, राजकीय सहायता अवमुक्त किया जाना। (उत्तराखण्ड शासन, पर्यटन पत्र सं. CM 1673/VI(1)/2011-117(पर्य)2001 दिनांक 30/11/11)
5. एस.जी.एस.वाई. योजना में स्व.सहायता समूहों को ₹ 5 लाख तक के ऋण दस्तावेजों में स्टाम्प शुल्क की छूट प्रदान की गई।
6. राज्य में कृषि ऋण में वृद्धि तथा फसल चक्र परिवर्तन (Crop Diversification) के उद्देश्य से ₹ 5 लाख तक के कृषि ऋणों के दस्तावेजों पर स्टाम्प ड्यूटी तक की समय सीमा 31.03.2012 तक बढ़ाया जाना।
7. थोराट समिति द्वारा प्रस्तुत सुझावों के अनुसार ऐसे जिलों की पहचान करना जिनमें ऋण जमा अनुपात 40 प्रतिशत से कम है तथा इन जिलों में नाबार्ड द्वारा अध्ययन एवं अनुपात बढ़ाने विषयक जिला समिति का गठन करना।
8. सभी जिलों में पात्र किसानों को किसान क्रेडिट कार्ड जारी करने हेतु सभी जिलाध्यक्ष के सहयोग से, जिला कृषि अधिकारी एवं अग्रणी बैंक अधिकारी द्वारा कैंलेंडर बना कर कार्ड जारी करने की कार्यवाही सुनिश्चित करना। शासन के सम्बन्धित विभागों द्वारा पात्र कृषकों की सूची उपलब्ध कराना। इस वर्ष किसान क्रेडिट कार्ड निर्गत किये जाने का लक्ष्य बढ़ाकर दुगुना (2,00,000) कर दिया गया है जोकि राज्य के सभी कृषक परिवारों को के.सी.सी. कार्ड से आच्छादित किया जा सके। इसके अतिरिक्त भारत सरकार द्वारा राज्य के सभी पात्र कृषक परिवारों को के.सी.सी. कार्ड से आच्छादित किया जाने का एक वृहद् कार्यक्रम 15 सितम्बर 2011 से चलाया जा रहा है।
9. पाक्षिक अंतराल पर ग्रामों में चौपाल/कैम्प, किसान गोष्ठी एवं किसान मेलों का आयोजन कर व्यापक प्रचार प्रसार करना।
10. राष्ट्रीय बागवानी बोर्ड के प्रकरणों की स्वीकृति हेतु अनुवर्तन कार्यवाई करना एवं उद्यान विभाग द्वारा 100 वर्ग मीटर के पॉली हाउस के अंतर्गत हाईटैक कृषिकरण योजना को लागू करना।
11. राष्ट्रीय कृषि बीमा योजना को प्रदेश में विभिन्न चयनित फसलों हेतु वितरित शत प्रतिशत ऋणों पर अनिवार्य रूप से लागू करना।
12. राज्य में वर्ष 2010 में अभूतपूर्व अतिवृष्टि के चलते, कृषि/उद्योग (एस.एम.ई.) अतिदेय ऋणों की पुर्नसंरचना हेतु सरकारी निर्देश।
13. 'अटल आदर्श ग्राम योजना' के अन्तर्गत Village Credit Plan बना ग्रामों का सर्वांगीण विकास।

मूल संकेतक/KEY INDICATORS
ALL SCHEDULED COMMERCIAL BANK
INCLUDING RRBs IN UTTARAKHAND STATE
AS ON DECEMBER 2011

₹ IN CRORES

SL NO	PARTICULARS	AS ON MARCH 2010	AS ON DEC. 2010	AS ON MARCH 2011	AS ON DEC. 2011	RBI B. MARK
1.	DEPOSITS @	39128.11	44843.89	46837.72	53097.63	
	*	-2165.89	7026.96	7709.61	8253.74	
	**	-5.24	18.58	19.70	18.40	
2	ADVANCES (within state) (CS)	15990.26	17637.68	18892.36	21188.66	
	ADVANCES (from outside state) (CU)	3488.32	4129.93	4205.68	4747.90	
	RIDF	1050.95	1439.79	1569.67	1588.03	
	TOTAL ADVANCES (CS+CU+RIDF)	20529.53	23207.40	24667.71	27524.59	
	*	4663.53	3939.47	4138.18	4317.19	
	**	29.39	20.44	20.15	18.60	
3.	C:D RATIO (%) : Whole State	49.78	51.75	52.67	51.84	60%
	RURAL	40.95	52.47	50.77	50.54	
	SEMI-URBAN	60.27	58.57	57.44	58.98	
	URBAN	48.38	46.17	50.20	47.60	
4.	ADVANCES INCLUDING INVESTMENT	23716.53	27969.19	29928.74	31055.19	
5.	CREDIT + INVESTMENT TO DEPOSIT RATIO	60.61	62.37	63.90	58.49	
6.	PRIORITY SECTOR ADVANCES (PSA)	11471.49	12401.16	12479.32	16219.19	
7.	SHARE OF PSA IN ADVANCES (%)	71.74	70.31	66.05	76.55	40%
8.	AGRICULTURAL ADVANCES	4319.80	5020.31	5026.88	5670.67	
9.	SHARE OF AGRICULTURAL IN ADVANCES (%)	37.66	28.46	26.60	26.76	18%
10.	MICRO & SMALL ENTERPRISES (MSE) CREDIT	6911.77	6684.16	7515.11	8109.57	
11.	SHARE OF MSE CREDIT IN TOTAL ADV. (%)	43.22	37.90	39.78	38.27	
12.	ADVANCES TO WEAKER SECTION	2389.08	3124.65	3334.19	3943.72	
13.	SHARE OF WEAKER SECTION TO ADVANCES (%)	20.83	17.72	17.65	18.61	10%
14.	DIR ADVANCES	17.04	17.64	15.25	40.00	
15.	SHARE OF DRI TO ADVANCES (%)	0.14	0.10	0.08	0.19	1%
16.	ADVANCES TO WOMEN	814.86	1110.86	1298.73	1339.73	
17.	SHARE OF ADVANCES TO WOMEN (%)	7.10	6.30	6.87	6.32	5%
18.	ADVANCES TO MINORITIES	1051.16	1206.29	1542.49	1513.37	
19.	SHARE OF PSA ADVANCES TO MINORITIES (%)	9.16	9.72	12.36	9.38	
20.	BRANCH NETWORK (IN NOS.)					
	A. RURAL	712	740	749	797	
	B. SEMI URBAN	408	424	442	499	
	C. URBAN/METRO	285	308	308	325	
	TOTAL	1405	1472	1499	1621	

* Growth during the year (Dec. 10 to Dec. 11)

** % Growth during the year

CS Credit as per place of Sanction

Figures pertain to SSI only.

CU Credit as per place of Utilisation

RIDF Rural Infrastructure Development Fund

@ Oil deposit and SRF not include

Contd....

TECHNOLOGY BASED INITIATIVES

(Progress from 01.04.2011 to 31.12.2011)

Bank led direct interventions			Bank led indirect interventions		
1.	No. of new bank branches opened	122	1.	No. of new Business correspondents appointed	56
2.	No. of new exclusive micro-finance branches opened	NIL	2.	No. of new Point of sale (POS) machines installed (includes swapping machine of debit/credit cards)	59
3.	No. of new ATMs opened during the quarter	45 (761)	3.	No. of new Kiosks opened	2

Issues identified for followup :-

i) **LEAD BANK OFFICE**

The data submitted by the LDMs for the district are not complete & accurate. LDMs to take care while submitting data of the concerned district to SLBC. LDMs must ensure conduct of DLRC/DCC meeting before SLBC meeting. LDMs to immediately submit district credit plan for 2012-13 with due consideration for insurance projection (life & non life) and micro-pension.

ii) **STATE GOVERNMENT DEPARTMENTS**

Govt. of Uttarakhand will provide Blockwise/Bankwise computerized list/data of beneficiaries alongwith their CBS conforming Bank account numbers to facilitate credit of social security pension/ scholarship through online Electronic Bank Transfer (EBT) directly to the accounts. Account of new beneficiary to be opened so as to give benefit of EBT to new pensioners.

iii) **R-SETI**

Land yet to be allotted in 3 districts for R-SETI to Banks by Govt. of Uttarakhand. These are **Nainital, Uttarkashi and Champawat**. Banks which have been transferred land are requested to expedite the process of construction of building.

iv) **BANKS**

Road map for appointing of Business Corresponds / Opening New Branches in Atal Adarsh Gram and villages having population of 2000 + to be implemented by March 2012, as per plan. Further, the banking facilities are to be provided in the villages with population between 1000 and 1999 by Sept. 2012.

v) **CENTRAL GOVERNMENT**

Special drive launched to cover all the eligible farmers of state to covered with issue of KCC.

ऋण जमा अनुपात CREDIT DEPOSIT RATIO

The institution wise position of Credit Deposit Ratio and credit plus investment deposit ratio as at March 2011 & Dec. 2011 is appended :

Parameter	Institutions	Period ended		Inc./Dec.
		March 11	Dec. 11	
C:D ratio	Commercial Banks	47.52	46.60	-0.92
	RRBs	54.66	55.11	0.45
	CB + RRB	47.82	46.93	-0.89
	Cooperative Banks	39.86	42.24	2.38
	Private Bank	79.11	73.08	-6.03
	All Banks	52.67	51.84	-0.83
C+I:D Ratio	Commercial Banks	52.54	51.60	-0.94
	RRBs	62.76	69.68	6.92
	CB + RRBs	52.56	52.31	-0.25
	Cooperative Banks	115.40	72.29	-43.11
	Private Bank	79.11	73.08	-6.03
	All Banks	63.90	58.49	-5.41

- The bankwise details of C:D and C+I:D ratio in respect of all banks as on Dec. 2011 is given in annexure SLBC-1.
- The banks whose C:D ratio is below state average are advised to look into the reasons and should strive hard to bring up their C:D ratio atleast at the state level. A few of private sector bank viz **IndusInd Bank (3%), Karnataka Bank (21%), Standard Chartered Bank (0%), Kotak Mahindra (20%)** have extremely low C:D Ratio and needs to be improved. Public Sector Banks, whose C:D Ratio is low (below 30%) and need to improve are, Central Bank of India (29%), UCO Bank (28%), Indian Bank (24%), United Bank of India (20%).
- C:D ratio as on 31st Dec. 2011 has been calculated as per RBI Guidelines.
- **Populationwise C:D Ratio (As per SLBC-1(g))**

Rural	–	51.00
Semi Urban	–	59.00
Urban	–	48.00

ऋण-जमा अनुपात का तुलनात्मक विवरण
COMPARATIVE STATEMENT OF C:D RATIO

ANNEXURE - I

SL NO	NAME OF THE BANK	NO. OF BRANCHES	C:D RATIO MARCH 09	C:D RATIO MARCH 10	C:D RATIO MARCH 11	C:D RATIO DEC. 11
1.	State Bank of India	357	24.67	45.87	49.33	47.97
2.	Punjab National Bank	188	45.51	53.33	53.93	52.62
3.	Bank of Baroda	76	58.34	67.56	56.07	54.53
4.	Oriental Bank of Comm.	62	34.55	41.28	49.94	43.01
5.	Union Bank of India	52	33.29	40.92	33.22	33.88
6.	Canara Bank	40	45.88	57.52	46.25	47.65
7.	Central Bank of India	31	29.47	31.86	28.83	28.80
8.	Punjab & Sind Bank	27	25.22	26.10	27.20	29.81
9.	Allahabad Bank	29	41.59	45.06	52.23	50.52
10.	UCO Bank	24	25.56	25.10	21.67	28.19
11.	Indian Overseas Bank	27	25.09	26.92	27.23	33.98
12.	State Bank of Patiala	19	74.48	78.65	80.05	73.91
13.	Bank of India	25	28.72	23.83	22.91	48.20
14.	Syndicate Bank	18	45.78	46.59	43.86	39.09
15.	Vijaya Bank	4	53.67	35.71	50.12	49.52
16.	Corporation Bank	7	23.99	24.05	54.50	43.73
17.	Andhra Bank	6	24.53	34.73	36.69	33.85
18.	Indian Bank	9	49.56	36.76	29.74	23.62
19.	United Bank of India	5	44.67	60.71	22.17	19.64
20.	State Bank of B & J	2	47.33	42.43	41.72	35.09
21.	Bank of Maharashtra	3	165.89	144.47	41.18	35.43
22.	Dena Bank	11	64.94	148.58	47.67	45.07
23.	IDBI Bank	12	40.30	41.66	46.70	37.50
23.	Nainital Almora K. G.B.	61	55.31	53.53	54.96	56.56
24.	Uttaranchal G.B.	150	54.61	62.98	54.53	54.30
25.	Co-operative Bank	230	36.76	40.08	39.86	42.25
	(+ 16) Private Banks	146	67.68	75.45	79.11	73.08
	(41 Banks) TOTAL	1621	36.36	49.78	52.67	51.84

जिलावार ऋण-जमा अनुपात

DISTRICT WISE C:D RATIO

As on 31.12.2011

(₹ in Crore)

Districts	All Banks		
	Deposit	Advance	C:D Ratio
Dehradun	18530.74	5434.99	29.33
Uttarkashi	817.42	281.72	34.46
Hardwar	10286.13	5105.12	49.63
Tehri Garhwal	1868.74	524.42	28.06
Pauri Garhwal	3129.18	788.24	25.19
Chamoli	1558.06	471.25	30.25
Rudraprayag	686.23	202.59	29.52
Almora	2616.05	601.87	23.01
Bageshwar	737.96	259.42	35.15
Pithoragarh	1634.52	529.94	32.42
Champawat	700.07	201.03	28.72
Nainital	5178.03	1851.18	35.75
U.S. Nagar	5354.50	4936.89	92.20
Total	53097.63	21188.66	39.91
RIDF	-	1588.03	-
Sub. Total	53097.63	22776.69	42.90
Advances from Banks/ branches located outside states	-	4747.90	-
G. Total	53097.63	27524.59	51.84

District wise C:D ratio differs with state C:D ratio, due to inclusion of outside state advances and RIDF.

वार्षिक ऋण योजना 2011-12
ANNUAL CREDIT PLAN 2011-12
(SLBC-2)

The Annual Credit Plan aggregating ₹ 6788.68 crores of all the districts in Uttarakhand for the year 2011-12, envisages a growth of 15.67% over the achievement of last year. Funds to the order of ₹ 4440.28 crores had been deployed against the outlay of ₹ 6788.68 Lacs, representing a achievement of 65% of ACP.

Outlay (2011-12)	₹ 6,78,868 Lacs
Achievement (upto Dec. 2011)	₹ 4,44,028 Lacs
% age Achievement	65%

Sectorwise credit deployment in A.C.P. 2011-12 is being explained in the following table. The bankwise/districtwise A.C.P. targets for 2011-12 and their achievements upto Dec. 2011 are presented at SLBC-2.

SECTORAL PROFILE OF CREDIT DEPLOYMENT (2011-12)

(₹ in Lacs)

Sector	Outlay	Achievement	Percentage
Agriculture	287406 (42.34 %)	2,16,290	75
Industries	143687 (21.16 %)	91,559	64
Services	247775 (36.50 %)	1,36,179	55
Total	678868	4,44,028	65

Uttarakhand being agriculturally dominant state the portion of Agri. credit i.e. 42.34% has been targeted in agricultural sector. The share of industries and services sector worked out to 21.16% and 36.50% respectively. The overall performance upto Dec. 2011 under Annual Credit Plan 2011-12 in absolute terms is ₹ 4,44,028 Lacs. The Bankwise performance under Annual Credit Plan is placed at SLBC-2.

(₹ in Crore)

Bank	Agriculture		Industries		Services		Total ACP	
	Target	Ach.	Target	Ach.	Target	Ach.	Target	Ach.
Lead Banks	1240	946	700	407	1128	584	3068	1937
Non Lead Banks	460	240	528	198	784	356	1772	794
Total Comm. Banks	1700	1186	1228	605	1912	940	4840	2731
RRBs	254	180	40	31	179	87	473	298
Cooperative Banks	725	554	13	9	238	204	976	767
Private Bank	195	243	155	271	149	131	499	645
Grand Total	2874	2163	1436	916	2478	1362	6788	4441

The performance of the undernoted banks is below satisfactory level and immediate attention is required of Heads of these banks, i.e. less than 50 % achievement of the A.C.P. target upto the quarter ended Dec. 2011.

S.No.	Name of the Bank	Less than 50% of ACP Achievements
1.	Union Bank of India	37
2.	Punjab & Sind Bank	28
3.	UCO	6
4.	State Bank of Patiala	9
5.	Bank of India	30
6.	Syndicate Bank	35
7.	Vijaya Bank	0
8.	Andhra Bank	47
9.	Indian Bank	45
10.	SBBJ	30
11.	Bank of Maharashtra	24
12.	Allahabad Bank	42
13.	Indian Oversease Bank	44
14.	Nainital Bank	48

किसान क्रेडिट कार्ड योजना
KISAN CREDIT CARD SCHEME
(SLBC-4)

All the banks handling agricultural business are to issue Kisan Credit Cards as per Model Scheme prepared by the NABARD.

The progress report submitted by the Commercial Banks, RRBs and Cooperative banks presented at SLBC-4, reveals that 88,891 Kisan Credit Cards amounting to ₹ 80,160 Lacs have been issued up to end of Dec. 2011. Out of these 45,070 cards amounting to ₹ 57,290 Lacs have been issued by public sector Banks, 6,284 cards amounting to ₹ 8,359 Lacs by RRBs and 35,323 cards amounting to ₹ 5,945 Lacs by Cooperative Banks. The cumulative position of cards issued by all the Banks as at the end of Dec. 2011 : is as under (Full details of KCC are placed on SLBC-4) :

Bank	Target of KCCs (For the year 2011-12)	No. of cards issued (upto Dec. 2011)	%age against Target	Amount (upto Dec. 2011) Disbursed (Rupees in Lacs)	No. of cards issued (Cummulative Dec. 2011)
Lead Banks	43,320	35,066	81	42,155	2,34,184
Non Lead Banks	30,840	10,004	32	15,135	42,692
Total Comm. Banks	74,160	45,070	61	57,290	2,76,876
RRBs	14,100	6,284	45	3,669	38,982
Cooperative Banks	1,05,000	35,323	34	5,945	3,81,928
Private Banks	6,740	2,214	33	8,567	11,779
Grand Total	2,00,000	88,891	44	75,471	7,09,565

प्राइम मिनिस्टर इम्प्लोमेन्ट जेनरेशन प्रोग्राम

PRIME MINISTER EMPLOYMENT GENERATION PROGRAMME (SLBC-6)

The progress made by the public sector banks in implementation of P.M.E.G.P. upto Dec. 2011 is given below : (₹ in Lacs)

Bank	Physical Target	Applications received	Applications sanctioned		Disbursed	
			No.	Amt.	No.	Amt.
Lead Banks	336	261	225	601	222	578
Non Lead Banks	258	211	183	323	199	423
Total Comm. Banks	594	472	408	924	421	1001
RRBs	113	76	70	136	65	150
Cooperative Banks	36	1	1	3	1	1
Private Banks	60	36	36	156	35	133
Grand Total	803	585	515	1218	522	1285

(bankwise position is given in SLBC-6)

वीर चन्द्र सिंह गढ़वाली पर्यटन स्वरोजगार योजना

VEER CHANDRA SINGH GARHWALI PARYATAN SWAROJGAR SCHEME (SLBC-8)

The progress made by the public sector banks in implementation of V.C.S.G.P.S.S. upto Dec. 2011 is given below : (₹ in Lacs)

Banks	Physical Target	Application Received		Loan Sanctioned		Loan Disbursed	
		No.	Amt.	No.	Amt.	No.	Amt.
Lead Banks	202	240	1234	112	915	92	763
Non Lead Banks	171	80	335	48	302	46	302
T. Comm. Banks	373	320	1569	160	1217	138	1065
RRBs	58	53	279	36	245	30	175
Coop.Banks	61	82	693	53	359	52	349
Pvt. Banks	28	20	106	16	106	13	102
Grand Total	520	475	2647	265	1927	233	1691

स्वेल शकडुनेड डुन
SPECIAL COMPONENT PLAN
(SLBC-15)

The progress made by the Banks in implementation of S. C. P. for financial year 2011-12 upto Dec. 2011 is given below : (₹ in Lacs)

Bank	Physical Target	Applications received	Applications sanctioned		Disbursed	
			No.	Amt.	No.	Amt.
Lead Banks	3,545	1,241	742	354	674	210
Non Lead Banks	2,537	278	155	123	137	45
Total Comm. Banks	6,082	1,519	897	477	811	255
RRBs	949	518	408	138	384	83
Cooperative Banks	1,436	1,452	1,312	408	1,212	247
Private Banks	314	58	40	29	33	11
Grand Total	8,781	3,547	2,657	1,052	2,440	596

(Bankwise position is given in SLBC-15)

सुवर्ण डुडुती शहरी रुरगडु डुडुन
SWARN JAYANTI SHAHRI ROJGAR YOJANA
(SLBC-17)

The progress made by the Banks in implementation of S.J.S.R.Y. for financial year 2011-12 upto Dec. 2011 is given below : (₹ in Lacs)

Bank	Physical Target	Applications received	Applications sanctioned		Disbursed	
			No.	Amt.	No.	Amt.
Lead Banks	248	514	166	188	142	132
Non Lead Banks	312	565	211	268	184	188
Total Comm. Banks	560	1,079	377	456	326	320
RRBs	10	8	4	6	3	4
Cooperative Banks	2	-	-	-	-	-
Private Banks	32	66	22	26	22	18
Grand Total	604	1,153	403	488	351	342

(Bankwise position is given in SLBC-17)

स्वर्ण जयंती ग्राम स्वरोजगार योजना
SWARN JAYANTI GRAM SWAROJGAR YOJANA
(SLBC-19)

The progress made by the Banks in implementation of S.G.S.Y. (Groups and Individuals) for financial year 2011-12 upto Dec. 2011 is given below :

GROUPS

(₹ in Lacs)

Bank	Physical Target	Applications received	Applications sanctioned		Disbursed	
			No.	Amt.	No.	Amt.
Lead Banks	683	622	602	384	558	385
Non Lead Banks	327	103	64	123	64	122
Total Comm. Banks	1,010	725	666	507	622	507
RRBs	340	448	392	713	378	653
Cooperative Banks	395	689	536	172	517	166
Private Banks	63	45	15	28	15	28
Grand Total	1,808	1,907	1,609	1420	1,532	1,354

INDIVIDUALS

Bank	Physical Target	Applications received	Applications sanctioned		Disbursed	
			No.	Amt.	No.	Amt.
Lead Banks	372	705	410	177	385	161
Non Lead Banks	228	93	72	44	72	44
Total Comm. Banks	600	798	482	221	457	205
RRBs	168	427	317	81	290	74
Cooperative Banks	190	694	524	55	497	45
Private Banks	33	47	47	36	47	36
Grand Total	991	1,966	1,370	393	1,291	360

(Bankwise position is given in SLBC-19)

नवीन ऋण सह अनुदान आवास योजना
NAVIN RIN SAH ANUDAN AWAS YOJANA
 (SLBC-23)

The progress made by the Banks in implementation of Navin Rin Sah Anudan Awas Yojana for financial year 2011-12 upto Dec. 2011 is given below : (₹ in Lacs)

Bank	Physical Target	Applications received	Applications sanctioned		Disbursed	
			No.	Amt.	No.	Amt.
Lead Banks	892	783	405	209	339	157
Non Lead Banks	387	259	89	39	40	15
Total Comm. Banks	1,279	1,042	494	248	379	172
RRBs	380	321	248	122	163	88
Cooperative Banks	442	383	164	82	126	61
Private Banks	76	69	39	20	29	12
Grand Total	2,177	1,815	945	472	697	333

(Bankwise position is given in SLBC-23)

सूक्ष्म, लघु एवम् मध्यम इकाइयों को ऋण वितरण
ADVANCES TO MSME / MSE
 (SLBC-33)

Micro, Small and Medium Enterprises play an important role in the industrial development of the State by acting as a backbone for the large industries. It is the MSE that provides employment to the large number of people.

The progress made by the banks upto Dec. 2011 is given below :

(₹ in Crores)

Sector/Bank	March 2011	Dec. 2011				
		Comm. Bank	Gramin Bank	Co-op. Bank	Private Bank	Total
Total MSE						
Mfg. Sector	1,542	2,855	69	237	124	3,285
Service Sector	2,555	3,492	321	727	284	4,824
Medium Enterprises						
Mfg. Sector	650	11,598	-	-	33	11,631
Service Sector	332	1,385	-	-	699	2,084
Total MSME						
Mfg. Sector	2,192	14,453	69	237	157	14,916
Service Sector	2,887	4,877	321	727	983	6,908

महिला सशक्तिकरण
WOMEN EMPOWERMENT
(SLBC-38)

All Banks have financed 1,44,547 women to the tune of ₹ 1,33,973 lacs by December 2011, which comes to 5.88% of the total advances in Uttarakhand. Bankwise position details are given on SLBC-38. (₹ in Lacs)

Bank	Total No. of Women	Amount
Lead Banks	62,432	59,576
Non Lead Banks	22,663	41,514
Total Comm. Banks	85,095	1,01,090
RRBs	14,215	9,863
Cooperative Banks	36,282	16,631
Private Banks	8,955	6,389
Grand Total	1,44,547	1,33,973

अल्प संख्यक समुदायों को बैंक ऋण प्रवाह
FINANCING TO MINORITY COMMUNITY
(SLBC-39)

The status of bank finance in all the banks to Minority Community as on Dec. 2011 is as under : (Full details of bankwise data are placed on SLBC-39) (₹ in Lacs)

Bank	Financing to Minority Communities in whole Uttarakhand		Total Priority Sector Advances in whole Uttarakhand	
	No. of A/Cs	Amount	No. of A/Cs	Amount
Lead Banks	69,090	89,479	2,62,266	8,09,516
Non Lead Banks	29,857	40,591	1,01,460	3,90,379
Total Comm. Banks	98,947	1,30,070	3,63,726	11,99,895
RRBs	4,678	5,872	91,534	79,542
Cooperative Banks	11,904	3,059	79,597	2,23,721
Private Banks	10,373	12,336	44,407	1,18,761
Grand Total	1,25,902	1,51,337	5,79,264	16,21,919

कृषि ऋण वसूली की स्थिति
RECOVERY POSITION OF AGRICULTURAL DUES
 (SLBC-42)

The recovery position of agricultural dues as on Dec. 2011 of the banks has been 78%. Efforts are required to improve recovery percentage by the banks.

The data relating to demand raised and recoveries made against agricultural dues in respect of all the banks in the state as at the end of Dec. 2011 is given as under (Full details of recovery placed on SLBC-42) :

All Banks as on Dec. 2011

(₹ in Lacs)

	Demand	Recovery	Overdues	Recovery %
Lead Banks	30,664	25,018	5,646	81
Non Lead Banks	10,636	4,987	5,648	47
Total Comm. Banks	41,300	30,005	11,295	73
RRBs	10,278	7,929	2,349	77
Cooperative Banks	61,094	50,047	11,047	82
Private Banks	11,645	8,776	2,869	75
Grand Total	1,24,317	96,758	27,559	78

It would be observed from the above table that the overall recovery position of agricultural advances as on Dec. 2011 in the State has been 78% whereas the recovery position of Commercial Banks was 73% and that of RRBs was 77%, the recovery position of the Cooperative Banks has been 82%.

लम्बित वसूली प्रमाण पत्र स्थिति
PENDING POSITION OF RECOVERY CERTIFICATES
(SLBC-43)

(₹ in Lacs)

Banks	Less than 1 year		More than 1 year		Total		Recoveries made against the R.C.s during the year	
	No.	Amt.	No.	Amt.	No.	Amt.	No.	Amt.
Lead Banks	4,084	2,154	5,491	1,338	9,575	3,492	1,187	539
Non Lead Banks	585	722	4,467	2,207	5,052	2,929	432	277
T. Comm. Banks	4,669	2,876	9,958	3,545	14,627	6,421	1,619	816
RRBs	616	359	1,716	469	2,332	828	492	100
Coop. Banks	93	18	4,239	176	4,332	194	232	26
Private Bank	135	145	184	266	319	411	66	90
Grand Total	5,513	3,398	16,097	4,456	21,610	7,854	2,409	1,032

Recovery Certificates numbering 21,610 filed by the banks involving an amount of ₹ 7,854 Lacs are reported to be pending with the District Revenue Authorities. However ₹ 1,032 Lacs has been recovered against outstanding amount of Recovery Certificates during the quarter ending Dec. 2011 (Full details of RC's placed at SLBC-43).

Further, the banks are also requested to reconcile their outstanding RC's with the respective revenue authority on monthly/quarterly basis in order to boost up recovery percentage further.

नो-फ्रिल एवं जी.पी.सी.सी. खातों का विवरण

DETAILS OF NO FRILL & GPCC ACCOUNTS

(SLBC-45 (B) & SLBC-46)

No Frill & GPCC accounts opened
upto ending Dec. 2011 by All Banks

(₹ in Lacs)

Bank	No Frill A/c		GPCC	
	No. of A/Cs	Amount	No. of A/Cs	Amount
Lead Banks	4,91,654	25,438	1,317	280
Non Lead Banks	1,36,421	3,632	1,314	269
Total Comm. Banks	6,28,075	29,070	2,631	549
RRBs	1,41,094	891	1,432	343
Cooperative Banks	42,806	1,959	0	0
Private Banks	18,464	150	796	93
Grand Total	8,30,439	32,070	4,859	985

भारतीय रिजर्व बैंक /
नाबार्ड / बैंकों की
महत्वपूर्ण सूचनाएं



एग्रीकल्चर इंश्योरेंस कम्पनी ऑफ इंडिया लि०
Agriculture Insurance Company of India Ltd.

ए.आई.सी./यू.के./अधिसूचना/रबी 2011-12/ 149)

दिनांक 09.02.2012

विषय: राष्ट्रीय कृषि बीमा योजना-उत्तराखण्ड राज्य अधिसूचना-रबी 2011-12

महोदय,

राष्ट्रीय कृषि बीमा योजना मौसम रबी 2011-12 से सम्बन्धित राज्य अधिसूचना (संख्या-82/III-(1)/2012-1(3)/2002, दिनांक 27.01.2012) जारी कर दी गयी है (प्रति संलग्न)। राज्य अधिसूचना रबी 2011-12 के अनुसार गेहूँ की फसल को उपरोक्त योजना के अन्तर्गत प्रदेश के मैदानी जिलों उधमसिंह नगर एवं नैनीताल मैदानी के लिए न्याय पंचायत स्तर पर संसूचित किया गया है तथा पर्वतीय जिलों (देहरादून पर्वतीय, पींडी, रुद्रप्रयाग, धर्मोली, टिहरी, उत्तरकाशी, पिथौरागढ़, कम्पास, अल्मोड़ा, बागेश्वर एवं नैनीताल पर्वतीय) में तहसील स्तर पर संसूचित किया गया है। बीमा हेतु फसल गेहूँ के लिए ऋण की सीमा तक प्रीमियम की दर 1.5 प्रतिशत है। स्थानीय आपदाओं (ओलावृष्टि, भूस्खलन, चक्रवात तथा बाढ़) के मामले में व्यक्तिगत आधार पर क्षति आंकलन के लिये इस मौसम में उत्तरकाशी एवं उधमसिंह नगर जिले चिन्हित हैं। इस सम्बन्ध में वर्णित स्थानिक जोखिमों के कारण जिन बीमित किसानों को फसल की हानि होती है, वे सम्बन्धित वित्तीय संस्था, जिला कृषि विभाग एवं कम्पनी के क्षेत्रीय कार्यालय को तत्काल तथा अनिवार्य रूप से 48 घंटे के भीतर बीमित फसल के ब्यौरे, क्षति की मात्रा तथा क्षति के कारण तथा समय आदि सहित सूचित करेंगे।

योजना सभी किसानों, ऋणी, अऋणी, बंटाईदार, काश्तकार, पट्टेदार के लिये है तथा योजना के अन्तर्गत बाढ़, सूखा, कृमियों एवं रोगों के कारण फसल नुकसान होने से ऊपज में कमी होने पर क्षतिपूर्ति देय होगी। लघु एवं सीमांत कृषकों के लिए (जिनकी जोत 2 हेक्टेयर अथवा 2 हेक्टेयर से कम) प्रीमियम दर पर 10 % राज्य सहायता देय होगी। योजना के अन्तर्गत क्षति का आंकलन तथा क्षतिपूर्ति राशि के निर्धारण के लिए एकमात्र आधार, कृषि निदेशालय उत्तराखण्ड सरकार द्वारा उपलब्ध कराये गये फसल कटाई प्रयोग द्वारा प्राप्त उत्पादकता के आंकड़ें हैं तथा अन्य कोई आधार जैसे अन्नायडी या सरकारी विभाग अथवा एजेंसी द्वारा घोषित सूखा, बाढ़ एवं अकाल आदि के अनुसार क्षति का आंकलन नहीं होता है।

संसूचित क्षेत्र में संसूचित फसल के लिए कृषकों द्वारा ऋण लेने पर (अक्टूबर 2011 से मार्च 2012 तक) वित्तीय संस्थाओं एवं सहकारी समितियों को उत्तराखण्ड शासन की अधिसूचना तथा भारत सरकार/आर.बी.आई./नाबार्ड के दिशा निर्देशों के अनुसार अनिवार्य रूप से बीमा करना होगा। योजना के प्राविधान के अनुसार यदि उत्तराखण्ड के किसानों को योजना का लाभ वित्तीय संस्थाओं की शिथिलता/गलती/भूलचूक के कारण नहीं मिल पाता है तो क्षतिपूर्ति की भरपाई के लिए सीधे वित्तीय संस्थाओं की जिम्मेदारी होगी।

आपके अवलोकनार्थ एवं आवश्यक कार्यवाही हेतु राज्य सरकार द्वारा जारी रबी 2011-12 की राज्य अधिसूचना एवं एग्रीकल्चर इंश्योरेंस कम्पनी ऑफ इंडिया लिमिटेड द्वारा सहकारी समितियों एवं वित्तीय संस्थाओं को जारी दिशा निर्देश प्रेषित किये जा रहे हैं।

अतः हम आपसे निवेदन करते हैं कि इस योजना को गति प्रदान करने हेतु अपने अधिनस्थ अधिकारियों एवं समस्त वित्तीय संस्थाओं को प्रभावी दिशा निर्देश जारी करते हुए समय-समय पर इस योजना की प्रगति समीक्षा करने का कष्ट करेंगे।

धन्यवादसहित।

सेवा में,

कन्वीनर

राज्य स्तरीय बैंकर्स समिति

भारतीय स्टेट बैंक, उत्तराखण्ड प्रशासनिक कार्यालय

देहरादून, उत्तराखण्ड।

भवदीय,

(पुष्कर प्रियदर्शी)

क्षेत्रीय प्रबंधक

क्षेत्रीय कार्यालय: 56, राजपुर रोड, (होटल क्लासिक के पीछे), देहरादून 248001 (उत्तराखण्ड)

दूरभाष: 0135-2740233, टेली फैक्स 0135-2740244

ईमेल: ro.dehradun@aicoindia.com, वेबसाइट: www.aicoindia.com

प्रधान कार्यालय: 13वीं मंजिल, अम्बादीप बिल्डिंग, 14 के.जी. मार्ग, नई दिल्ली - 110001



एग्रीकल्चर इंश्योरेंस कम्पनी ऑफ इंडिया लि०
Agriculture Insurance Company of India Ltd.

ए.आई.सी./यू.के./अधिसूचना/रबी 2011-12/137

दिनांक 19/01/2012.

विषय: मौसम आधारित फसल बीमा योजना- राज्य अधिसूचना- रबी 2011-12

महोदय,

मौसम आधारित फसल बीमा योजना मौसम रबी 2011-12 से सम्बन्धित राज्य अधिसूचना शारान के पत्रांक संख्या **21/XVI/04/9(39)/130/2003** दिनांक 18/01/2012 के द्वारा जारी कर दी गयी है। बीमा कार्य हेतु सभी संरक्षित फसलों के लिए वास्तविक प्रीमियम दर 12% है। **योजना के प्राविधान के अनुसार 06 प्रतिशत प्रीमियम की राशि कृषकों द्वारा वहन की जाएगी।** ए.आई.सी. को बीमांकिक प्रीमियम का पूर्ण भुगतान हेतु अवशेष 06 प्रतिशत की राशि, अनुदान के रूप में भारत सरकार एवं राज्य सरकार द्वारा 50 : 50 के अनुपात में अग्रिम में वहन की जाएगी। इस योजना अन्तर्गत विभिन्न मौसमी कारकों के विपरीत प्रभाव से सेब, आम, लीची, आलू एवं टमाटर की फसल में पैदावार की सम्भावित हानि के कारण कृषकों को होने वाले वित्तीय नुकसान की भरपाई की जानी है। **बीमा हेतु संरक्षित फसल, क्षेत्र, बीमित राशि एवं प्रीमियम राशि का विवरण निम्नवत् है :**

संरक्षित फसल	संरक्षित क्षेत्र	जोखिम कारक	जोखिम की अवधि	कुल बीमित राशि प्रति फलदार एकड़ (रु.)		कृषक द्वारा वहन किया जाने वाला कुल प्रीमियम प्रति फलदार एकड़ @ 6% (रु.)	
				5-15 वर्ष	16-40 वर्ष	5-15 वर्ष	16-40 वर्ष
सेब	देहरादून, पर्वतीय, मैनीताल, पर्वतीय, टिहरी, अल्मोड़ा, नगाली, रुद्रप्रयाग, पीथी, विशीशगढ़, उष्णयुक्त	अभिशीला, तापमान में उतार-चढ़ाव, बेगीसमी वर्षा /अधिक वर्षा, वर्षा की आवश्यकता	16.01.2012 से 31.07.2012	500	1000	30	60
आम	देहरादून, मैदानी, मैनीताल, मैदानी, टिहरी, अल्मोड़ा, पीथी, हरिद्वार, उष्णसिंहनगर	वर्षा की कमी, न्यूनतम तापमान, अधिकतम तापमान, टोंज हवा की गति	16.01.2012 से 30.06.2012	300	600	18	36
लीची	देहरादून, मैदानी, हरिद्वार, उष्णसिंहनगर, मैनीताल, मैदानी	न्यूनतम तापमान, टोंज हवा की गति, अधिकतम तापमान एवं न्यूनतम सैक्रिक आद्रता, वर्षा की कमी	16.01.2012 से 30.06.2012	5-10 वर्ष	11-30 वर्ष	5-10 वर्ष	11-30 वर्ष
			200	400	12	24	
संरक्षित फसल	संरक्षित क्षेत्र	बीमा घटक	जोखिम की अवधि	कुल बीमित राशि रु./ हेक्टेयर	कृषक द्वारा वहन किया जाने वाला कुल प्रीमियम रु./ हेक्टेयर @ 6%		
आलू	देहरादून, मैदानी, हरिद्वार, उष्णसिंहनगर, मैनीताल, मैदानी	न्यूनतम तापमान, अधिकतम तापमान, बेगीसमी/अधिक वर्षा	01.02.2012 से 15.04.2012	50000	3000		
			01.02.2012 से 15.06.2012			30000	1800

ऐसे सम्स्त कृषक (यथा-ऋणी, अऋणी, बटाईदार, काश्तकार आदि) जो संरक्षित फसलों का उत्पादन सम्बन्धित संरक्षित क्षेत्रों में कर रहे हैं, वे अपनी फसल का बीमा दिनांक **31.01.2012** तक करवा सकते हैं।

अनिवार्य आधार पर : जिन कृषकों की संरक्षित फसलों के लिए ऋण सीमा बैंको/सहकारी समितियों द्वारा दिनांक **31.01.2012** तक अनुमोदित है यथा **ऋणी कृषक** उनका बीमा बैंको द्वारा अनिवार्य रूप से किया जाना है। **ए.आई.सी. द्वारा बैंको से ऋणी कृषकों के घोषणा पत्र प्राप्त करने की अंतिम तिथि 01/03/2012 है।**

क.प.उ.

क्षेत्रीय कार्यालय: 56, राजपुर रोड, (होटल क्लासिक के पीछे), देहरादून 248001 (उत्तराखण्ड)

दूरभाष: 0135-2740233, टेली फैक्स 0135-2740244

ईमेल: ro.dehradun@aicoindia.com, वेबसाइट: www.aicoindia.com

प्रधान कार्यालय: 13वीं मंजिल, अम्बाला दीप बिल्डिंग, 14 के.जी. मार्ग, नई दिल्ली - 110001

स्वैच्छिक आधार पर : ऐसे अन्य समस्त कृषक यथा **अऋणी कृषक** जो योजना का लाभ प्राप्त करना चाहते हैं, ऐसे कृषकों के लिए अपने निकटतम वित्तीय संस्थानों (जहां पर उनका बचत खाता है), कम्पनी के नामित प्रतिनिधियों व अधिकारियों/अधिकृत बीमा इन्टरमिडियरिज को प्रस्ताव पत्र देय प्रीमियम सहित प्रस्तुत करने की अन्तिम तिथि **31.01.2012**। **ए.आई.सी. द्वारा बैंक से अऋणी कृषकों के घोषणा पत्र प्राप्त करने की अंतिम तिथि 15.02.2012** है। प्रीमियम डी.डी./चैक एग्रीकल्चर इश्योरेंस कम्पनी ऑफ इंडिया लिमिटेड- एक्सिस बैंक एकाउंट **093010200004992** के पक्ष में स्थान देहरादून देय होना चाहिए (**Agriculture Insurance Company of India Ltd- Axis Bank A/c -093010200004992 Payable At Dehradun**)। अऋणी कृषकों को बीमा कवर प्राप्त करने के लिए किसी भी वित्तीय संस्थान में बचत खाता होना आवश्यक है।

इस योजना के अन्तर्गत कृषकों को क्षति से सम्बन्धित सूचना बीमा कम्पनी को देने की आवश्यकता नहीं है। दावा भुगतान स्वतः ही संदर्भित मौसम केन्द्र से एकत्रित मौसम के आँकड़ों के आधार पर नियमानुसार आकलित किया जायेगा।

योजना के प्राविधान के अनुसार यदि किसानों को योजना का लाभ वित्तीय संस्थाओं की शिथिलता/गलती/भूलचूक के कारण नहीं मिल पाता है तो क्षतिपूर्ति की भरपाई के लिए सीधे वित्तीय संस्थाओं की जिम्मेदारी होगी।


आपके अवलोकनार्थ एवं आवश्यक कार्यवाही हेतु राज्य सरकार द्वारा जारी रबी 2011-12 की राज्य अधिसूचना एवं एग्रीकल्चर इश्योरेंस कम्पनी ऑफ इंडिया लिमिटेड द्वारा वित्तीय संस्थाओं को जारी दिशा-निर्देश संलग्न कर प्रेषित है।

अतः हम आपसे निवेदन करते हैं कि इस योजना को गति प्रदान करने हेतु सम्बन्धित अधिकारियों एवं वित्तीय संस्थाओं को प्रभावी दिशा निर्देश जारी करने का कष्ट करेंगे।

धन्यवाद सहित।

सेवा में,

कन्वीनर
राज्य स्तरीय बैंकर्स समिति
भारतीय स्टेट बैंक, उत्तराखण्ड प्रशासनिक कार्यालय
देहरादून, उत्तराखण्ड।

भवदीय

पुष्कर प्रियदर्शी
(क्षेत्रीय प्रबंधक)

**AGRICULTURE INSURANCE COMPANY OF INDIA LIMITED**

Regional Office: 56 Rajpur Road (Behind Hotel Classic), Dehradun - 248001, Uttarakhand
Ph. No. 0135-2740233, Telefax: 0135-2740244, E-mail: ro.dehradun@aicoindia.com

Modified National Agricultural Insurance Scheme (MNAIS)-Distt. Haridwar*Season Kharif 2011 - Crop Paddy***BANK WISE FARMERS COVERAGE & CROP LOAN INSURED STATEMENT UNDER MNAIS FOR DISTT. HARIDWAR
(April'2011 to December'2011)**

S.NO.	Financial Institutions	Farmers Covered	Sum Insured (₹ in lakhs)	Farmers' Premium (₹ In lakhs)
Lead Banks				
1	SBI	162	25.00	0.60
2	PNB	3884	903.12	21.67
Lead Bank Total (A)		4046	928.12	22.27
Non Lead Banks				
5	CANARA BANK	20	3.85	0.09
6	CBI	6	5.66	0.14
8	BOI	37	11.22	0.27
9	OBC	24	12.76	0.31
Non Lead Bank Total (B)		87	33.49	0.81
Total C (A+B)		4133	961.61	23.08
Regional Rural Banks				
10	UGB	25	2.18	0.05
11	Sarb UP Gramin Bank	39	6.75	0.16
RRB Total (D)		64	8.93	0.21
Cooperative Banks				
12	Coperative Total (E)	13991	3007.80	72.19
Total F (C+D+E)		18188	3978.34	95.48
Private Banks		0	0.00	0.00
Private Bank Total (G)		0	0.00	0.00
State Total (F+G)		18188	3978.34	95.48

AGRICULTURE INSURANCE COMPANY OF INDIA LIMITED

Regional Office: 56 Rajpur Road (Behind Hotel Classic), Dehradun - 248001, Uttarakhand
Ph. No. 0135-2740333, Telefax: 0135-2740244, E-mail: ira.dehradun@aicofindia.com

**Modified National Agricultural Insurance Scheme (MNAIS)-Distt. Haridwar****Season Kharif 2011 - Crop Paddy****Farmers Coverage & Crop Loan Insured Statement From April'2011 to December'2011**

SL	DISTRICT	FARMERS COVERED	SUM INSURED (₹ IN LAKHS)	FARMERS' PREMIUM (₹ IN LAKHS)
1	HARIDWAR	18188	3978.34	95.48
	DISTT. TOTAL	18188	3978.34	95.48

AGRICULTURE INSURANCE COMPANY OF INDIA LIMITED

Regional Office: 56 Rajpur Road (Behind Hotel Classic), Dehradun - 248001, Uttarakhand
Ph. No. 0135-2740233, Telefax: 0135-2740244, E-mail: ro.dehradun@aicoindia.com

Weather Based Crop Insurance Scheme (WBCIS)- Season Kharif 2011- Crop- Potato, Tomato & Ginger**District Wise Farmers Coverage & Crop Loan Insured Statement from April' 2011 to December' 2011**

Sl.	District	Farmers Covered	Sum Insured (₹ In lakhs)	Farmers' Premium (₹ In lakhs)
1	NAINITAL	7550	2012.65	120.76
2	TEHRI GARHWAL	2699	664.94	39.90
3	CHAMOLI	201	52.28	3.14
4	PAURI GARHWAL	22	5.26	0.32
5	RUDRAPRAYAG	93	8.03	0.48
6	PITHOGRAGARH	892	292.05	17.52
7	UTTARKASHI	1381	244.56	14.67
8	DEHRADUN	2545	470.50	28.23
9	CHAMPAWAT	1742	362.60	21.76
10	ALMORA	862	188.73	11.32
11	BAGESHWAR	16	5.30	0.32
State Total		18003	4306.90	258.42



AGRICULTURE INSURANCE COMPANY OF INDIA LIMITED

Regional Office: 56 Rajpur Road/Behind Hotel Classic, Dehradun - 248001, Uttarakhand
Ph. No. 0135-2740233, Telefax: 0135-2740244, E-mail: ro.dehradun@aicoindia.com

Weather Based Crop Insurance Scheme (WBCIS)- Season Kharif 2011- Crop- Potato, Tomato & Ginger

Bank Wise Farmers Coverage & Crop Loan Insured Statement from April' 2011 to December'2011

Financial Institutions	Farmers Covered	Sum Insured (₹ in lakhs)	Farmers' Premium (₹ in lakhs)
Lead Banks			
SBI	2215	612.03	36.72
PNB	1580	410.78	24.65
BOB	63	10.56	0.63
Lead Bank Total (A)	3858	1033.37	62.00
Non Lead Banks			
ALLHABAD BANK	3	3.29	0.20
CANARA BANK	92	24.99	1.50
OBC	46	30.90	1.85
UBI	26	6.92	0.42
Non Lead Bank Total (B)	167	66.10	3.97
Total C (A+B)	4025	1099.47	65.97
Regional Rural Banks			
UGB	4036	728.23	43.69
NAKGB	558	171.61	10.30
RRB Total (D)	4594	899.84	53.99
Cooperative Banks			
Cooperative Total (E)	9269	2256.09	135.37
Total F (C+D+E)	17888	4255.40	255.33
Private Banks			
Neinitial Bank Ltd	115	51.50	3.09
Private Bank Total (G)	115	51.50	3.09
State Total (F+G)	18003	4306.90	258.42

ग्रामीण नवोन्मेष निधि (आर०आई०एफ०)

नाबार्ड द्वारा ग्रामीण नवोन्मेष निधि (आर०आई०एफ०) अक्टूबर 2005 में स्थापित की गई। इस निधि का उपयोग कृषि, गैर कृषि तथा सूक्ष्म वित्त क्षेत्रों में उन नए, जोखिम भरे, अपरांगत प्रयोगों की पहचान करने और समर्थन देने के लिए किया जाता है, जिनमें ग्रामीण क्षेत्रों में रोजगार के अवसरों को पैदा करने की संभावनाएँ होती हैं। इस निधि का फोकस ग्रामीण गरीबों और उन नवोन्मेषी पहलुओं पर है जो प्रक्रियाओं, तकनीकी और उत्पादों की जानकारी से संबंधित होती है।

सभी संगठन, संस्थाएँ व व्यक्ति जिनमें इस तरह के कार्य करने की क्षमता है इस निधि के अंतर्गत अपना प्रोजेक्ट प्रस्तुत कर सकते हैं। जो संस्थाएँ इस निधि के अंतर्गत सहायता प्राप्त कर सकती हैं उनकी सूची निम्न प्रकार से है।

1. स्वैच्छिक एजेंसी, गैर सरकारी संस्थाएँ, पंचायती राज संस्थाएँ, ट्रस्ट इत्यादि जिन्होंने ग्रामीण उद्यमिता व रोजगार के अवसर बढ़ाने में अच्छा कार्य किया हो।
2. कोई भी समूह जैसे किसान क्लब, उत्पादक संघ व सामाजिक संस्थाएँ।
3. सभी संस्थाएँ जो नाबार्ड एक्ट, 1981 के अंतर्गत पुनर्वित्त के पात्र हैं।
4. ऐसे व्यक्ति जो कि विभिन्न नवोन्मेषी संस्थाओं जैसे एनआईएफ, हनी बी, एनआईए तथा आरआईएन से पंजीकृत हों।
5. कोई भी प्राइवेट ग्रामीण/बैंकिंग वित्तीय संस्था और सूक्ष्म वित्तीय संस्था।

पात्र संस्थाओं को यह सहायता अनुदान और या ऋण के रूप में दी जाती है। अनुदान की अधिकतम राशि कुल परियोजना लागत की 95 प्रतिशत तक दी जा सकती है। परियोजना का 5 प्रतिशत संस्था को अपने योगदान के रूप में लगाना आवश्यक है।

इस कार्यक्रम में उभी तरह के प्रोजेक्टों को शामिल किया जाता है जिनका मुख्य उद्देश्य ग्रामीण क्षेत्रों में नई तकनीकी का विकास या उपयोगी गरीबों की आर्थिक स्थिति में सुधार के लिए किया जाए तथा जिस तकनीकी को भविष्य में अन्य स्थानों पर सफलतापूर्वक दोहराया जा सके।

उत्तराखण्ड में आर०आई०एफ० के अंतर्गत प्रोजेक्ट

- नैनीताल- चीड की पत्तियों से लिग्निन रसायन तथा कूलर के लिए पैड निर्माण हेतु -मै. प्रकाश इंस्टीट्यूट लि०
- पौड़ी गढ़वाल - कृषि व्यवसाय विकास हेतु-सोसायटी फॉर रूरल टेक्नोलॉजी।
- पिथौरागढ़ - यूरोपियन सब्जियों के उत्पादन हेतु- ग्रामीण कृषि एवं पर्यावरण विकास समिति।
- गढ़वाल के चार जिलों में मधुमक्खी पालकों के कौशल संवर्धन हेतु-एटीआई।
- पिथौरागढ़- अंगूरा ऊन उत्पादन हेतु-जोहार महिला जनजाति उत्थान समिति।
- चम्पावत-जैविक मसालों के उत्पादन तथा विपणन हेतु - सम्बन्ध।
- पिथौरागढ़ - च्यूरा से विभिन्न उत्पादों के निर्माण हेतु - निधि।
- टिहरी गढ़वाल - उच्च पर सब्जियों के बीज तथा सब्जियों के उत्पादन हेतु- लोक पर्यावरण सेवा समिति।
- रुद्रप्रयाग, चमोली व उत्तराकशी - चौलाई (रामदाना) श्रेणर विकास हेतु -जैविक कृषि सेवा समिति (माध्यम उत्तराखण्ड अर्गैनिक बोर्ड)
- रुद्रप्रयाग- खरपतवार (यूपेटोरियम (वनमारा) प्रजाति) द्वारा प्राकृतिक ड्राई निर्माण हेतु - एटीआई
- पिथौरागढ़ - सोबाबीन द्वारा विभिन्न उत्पादों के निर्माण हेतु-स्वाति ग्रामोद्योग संस्थान
- नैनीताल - मधुमक्खी की स्थानीय प्रजाति व तकनीकी के संरक्षण हेतु-सेन्ट्रल हिमालयन इनवायरमेन्ट एसोसिएशन (चिया)
- उत्तरकाशी - जैविक सब्जियों के उत्पादन हेतु-संकल्प सामाजिक संस्थान
- पिथौरागढ़ - रूरल टूरिज्म क्लस्टर विकास हेतु-बॉयस सामाजिक एवं पर्यावरण संस्था
- नैनीताल - सुगन्धित पौधों द्वारा आय वृद्धि - टेरी
- टिहरी गढ़वाल - परिधान डिजाइन एवं उत्पादन सुविधा केन्द्र हेतु - एमबीडीए
- पिथौरागढ़ - अंगूरा ऊन प्रसंस्करण हेतु सामान्य सुविधा केन्द्र जोहार महिला जन जाति उत्थान समिति
- देहरादून - पर्यटन के क्षेत्र में समुदाय को हितधारक बनने के लिए समर्थन-हिमजकास
- पिथौरागढ़ - मधुमक्खी पालन और शहद उत्पादन-सुधा



अन्य राज्यों में आर०आई०एफ० के अंतर्गत कुछ प्रोजेक्ट

- अंडमान एवं निकोबार-सब्जी उत्पादन, संचयन एवं विपणन - अमृता श्री
- अरुणाचल प्रदेश-लोअर सुआबंसिरी जिले के तीन गाँव क्रमश होंग, बिरि एवं सिब्बी में रूरल होमस्टे को प्रोत्साहन-यंग मिशन एडवेंचर क्लब, ईटानगर
- आंध्र प्रदेश-छोटे खुर वाले पशुओं की वेल्यु चेन में नवोन्मेष-ईंटरकापेरेशन
- असम-कामरूप (ग्रामीण) जिले के रामपुर विकास खण्ड में चिताला मछली बीज उत्पादन युनिट की स्थापना -मेन एंड वाईल्ड।
- बिहार-मंजुषा कला का विकास/पुनरुत्थान-दिशा ग्रामीण विकास मंच, भागलपुर
- छत्तीसगढ़-घरेलु जल संचयन-आदर्श महिला मण्डल, रायपुर
- गुजरात-डी जल पंप का सौर ऊर्जा द्वारा संचालित पंप्स द्वारा विस्थापन-सलाईन एरिया वाईटलाई जेशन एंटरप्राइज लि०
- हरियाणा-सौर ऊर्जा द्वारा संचालित होम लाईटिंग सिस्टम लगाने हेतु जागरूकता अभियान- गुडगाँव ग्रामीण बैंक।
- हिमाचल प्रदेश - सेब की नर्सरी में एकीकृत रोग प्रबंधन विधियों को लोकप्रिय एवं परिष्कृत करना आई ए आर आई रीजनल स्टेशन, शिमला
- झारखण्ड- बांस पर आधारित कृषि वानिकी का विकास-आई सी ए आर, कांपलेक्स फार ईस्टर्न रीजन, पटना, हार्टीकल्चर एवं एग्रो फारेस्टरी रीसर्च प्रोग्राम रांची
- कर्नाटक - ग्रामीण किसानों के उत्थान हेतु बायो डीजल उत्पादन की कम लागत तकनीकी का विकास - श्री देवी ईस्टीट्यूट आफ इंजिनियरिंग एवं टेक्नालीजी, जिला तुमकूर
- केरल- डी आर एफ एल द्वारा विकसित हर्डल तकनीक का प्रयोग करते हुए फल संबंधन युनिट की स्थापना-मेसर्स हालोस फ्रूट प्रोसेसर्स, जिला पलक्कड
- मध्यप्रदेश - राईसन जिले के किसानों हेतु न्युकलीयर पालीहाईड्रोसिस वाईरस एवं नीम पर आधारित जैविक पेस्टीसाईडस का उत्पादन-कृषि विज्ञान केंद्र
- महाराष्ट्र-सूचना प्रौद्योगिक पर आधारित कृषि परामर्श केंद्र का विकास - वानाराई ट्रस्ट, पुणे
- मेघालय-कम लागत वाले वर्षाजल संचयन की संरचना-आई सी ए आर, रीसर्च सेंटर, उम्मीयन मेघालय।

जिलों में सम्पर्क सूत्र:

जिला विकास प्रबंधक	मोबाइल न.	जिला विकास अधिकारी	दूरभाष
अल्मोड़ा व बागेश्वर	9412093444	देहरादून	0135-6601097
पिथौरागढ़ व चम्पावत	9412095933	चमोली	0135-6601076
यू०एस०नगर	9412089620	रूद्रप्रयाग	0135-6601092
पौड़ी गढ़वाल	9411109889		
हरिद्वार	9412073002		
टिहरी गढ़वाल	9412076390		
उत्तरकाशी	9411103513		
नैनीताल	9412084752		



उत्तराखण्ड क्षेत्रीय कार्यालय का पता:

राष्ट्रीय कृषि और ग्रामीण विकास बैंक (नाबार्ड)

उत्तराखण्ड क्षेत्रीय कार्यालय : होटल सनराईज बिल्डिंग, 113/2 राजपुर रोड, देहरादून-248 001, उत्तराखण्ड

दूरभाष - 0135-6601070, 82, 92 फैक्स-0135-2748610 ई-मेल : dehradun@nabard.org, nisdehradun@rediffmail.com

अधिक जानकारी के लिए : www.nabard.org



आर. एन. चौबे, आई.ए.एस.
R. N. Choubey, IAS

विकास आयुक्त
(हथकरघा)



DEVELOPMENT
COMMISSIONER
(HANDLOOMS)

वस्त्र मंत्रालय
भारत सरकार

MINISTRY OF TEXTILES
GOVERNMENT OF INDIA
D.O. No. 8/4/2010-DCH/Proj.I
Dated : 03.01.2012

Dear Shri Mittal,

As you are aware a new Scheme for Weaver Credit Card has been introduced in this financial year and the modalities of implementation of this Scheme were discussed during the National Workshop held on "Weaver Credit Card and Financial Package" on 29.11.11 in Delhi under the Co-Chairmanship of Secretary (Textiles) and Secretary (Financial Services) where the participating Bank Officers and State Government Representatives were present. As discussed during the Workshop, Special Camps were organized in UP, Uttrakhand and Kerala to generate awareness about the new initiatives and to collect applications for registration from the target group of weavers.

As many as 11839 applications have been received during the 50 Awareness Camps held in Uttar Pradesh, Uttrakhand and Kerala during December, 2011. The applications collected by the implementing agencies during the Camps have been handed over to the LDMs of the District. Thereafter, these applications are to be forwarded to the respective Bank branches for their respective service area. The details of applications received and handed over to the LDM/participating Banks are enclosed.

As SLBC Convenor, you are requested to kindly coordinate with and advise the LDM/participating Banks in the district to process these applications on priority, complete the pre-sanction formalities and sanction the loan which is to be extended to the eligible borrowers. The Commissioners (In-charge H&T) in the State Governments are requested to advise the District officials to recommend more applications of eligible borrowers and extend full support to the Banks to complete the verifications as per the time lines.

This exercise may kindly be completed well before 10th January, 2012 so that the appropriate funds for margin money and interest subsidy can be released to the participating Banks through NABARD.

With best wishes,

Yours sincerely,

D.G.M.,
Sir.

R.N. Choubey
(R.N. Choubey)

Encl. : As above.

Shri A.K. Mittal,
SLBC Convenor (Uttrakhand)
AGM,
State Bank of India
Uttrakhand

Shri A.K. Mittal
Pl convene SLBC meeting special meeting
within 10 days. is Mnat- Merge mail
to all LDMs/ Dist. level / All branch
Manager of the state

Special Post

F.No.3/68/2006-AC-VOL I
Government of India
Ministry of Finance
Department of Financial Services
(Banking Division)

SMB
29/9

Jeevan Deep Building,
Parliament Street, New Delhi,
Dated: 26th September, 2011

To

The Chief Executive Officer,
Indian Bank's Association,
World Trade Centre Complex, Centre-I
6th Floor, Cuffe Parade,
Mumbai.
(Fax:- 022-22184222)

DCE	RV
SVP	

Subject:- Issuance of Weaver Credit Card

Madam,

I am directed to refer to your Letter No. SB/Govt/WCC/4096 dated 19th /20th September, 2011 regarding the draft scheme for Issuance of Weaver Credit Card for Handloom Weavers to be operated by the Ministry of Textiles. This Department has approved the Scheme. IBA is, therefore, requested to circulate this Scheme to the Banks for implementation. A copy of the approved Scheme on Issuance of weaver Credit Card is enclosed.

Yours faithfully,



(M.S. Azad)
Under Secretary (AC)
Tel: (011) 2374 8758

Encl: as above

Copy for information to:

Development Commissioner for Handlooms,
Office of the Development Commissioner for Handlooms,
Ministry of Textiles,
Udyog Bhawan, New Delhi



Subject Issuance of Weaver Credit Card
From Prabhuta <prabhuta@iba.org.in>
Date Friday, October 7, 2011 3:25 pm
To meenu.sk@nic.in
Cc "Dr. K Ramakrishnan" <ramakrishnan@iba.org.in>, unni@iba.org.in, Krishnamurthy <krishna@iba.org.in>, S V Vjaya Lakshmi <vjil@iba.org.in>, sunita@iba.org.in

Indian Banks' Association

Social Banking

No. SB/CIR/WCC/4221

5 October, 2011

Chief Executives of All Member Banks

Sirs / Madam,

Issuance of Weaver Credit Card

The Ministry of Textiles is implementing a number of Welfare Schemes for an holistic development of Handloom Weavers. They have identified over 500 clusters of weavers in the country under integrated Handloom Development Scheme (IHDS). Photo ID Cards have also been issued to all registered weavers.

In March, 2011, a High Level meeting chaired by the Principal Secretary to the Prime Minister had reviewed various issues relating to weavers in the Handloom Sector. Access to institutional credit was found to be a difficulty faced by the weavers. A suggestion was made at the meeting to come out with a Weavers Credit Card (WCC) on the lines of Artisans Credit Card (ACC), which was formulated and circulated by the IBA in the year 2002. Though, by definition, Weavers also get recognized as Artisans, it was felt that a separate card would help in meeting credit needs of Weavers in a better way.

The Development Commissioner (Handlooms), Ministry of Textiles had formulated a Draft Weaver Credit Card Scheme and submitted to the Dept. of Financial Services for approval and circulation amongst member banks for implementation. The Govt. of India, Ministry of Finance, Dept. of Financial Services wanted the Draft Scheme to be vetted by the IBA, in consultation with its members. Accordingly, we had got the draft scheme examined by IBA Standing Committee on Agro Business & MSME. The Standing Committee suggested some changes and the draft scheme with the suggested changes was considered by the Managing Committee of the Association, which found the scheme bankable. Thereafter, we had communicated our suggestions for changes in the draft scheme to the Dept. of Financial Service and Ministry of Textiles.

We have now received a communication F.No. 3/68/2006-AC-VO.I dated 26th September, 2011 from the Dept. of Financial Services, advising us of their approval of the Scheme and requesting us to circulate the Scheme among Banks for implementation. We are enclosing herewith communication dated 26th September, 2011 along with Scheme, for your consideration and necessary action.

Yours faithfully,

(K Unnikrishnan)
Dy. Chief Executive

Encl. : Communication and Weaver Credit Card Scheme.

Handwritten notes:
10/10
AS (WPS) Bhatt
Dy. Chief Ex.

SCHEME FOR ISSUANCE OF WEAVER CREDIT CARD

INTRODUCTION

Handloom sector largely comprises of small and tiny units, which fall mostly under the unorganized sector. While Banks have financed some weavers under their existing lending programmes, it is found that credit needs of a large number of weavers are being met through informal channels. Past experience in this sector has pointed to the need for an Institutional delivery mechanism to promote or undertake activities for the well being of weavers. The Government of India has implemented a number of Schemes for the development of handloom sector. The Government efforts aim at technology support, establishment of forward and backward linkages and development of entrepreneurial traits among weavers. It is expected that implementation of Weaver Credit Card (WCC) Scheme will go a long way in supporting the government initiatives. Implementation of this Scheme dovetailed with other Government programmes is expected to improve the quality of loan assets of Banks.

I) OBJECTIVE

The WCC Scheme aims at providing adequate and timely assistance from the Banking institutions to the weavers to meet their credit requirements i.e. for investments need as well as for working capital in a flexible and cost effective manner. The Scheme would be implemented both in rural and urban areas.

II) ELIGIBILITY

- All weavers and ancillary workers involved in weaving activities (including new borrowers who are otherwise eligible for credit facilities for carrying out the proposed activities under any of the existing Bank Schemes) would be eligible.
- Preference would be given to weavers identified under the Third Census of Handloom weavers conducted by Development Commissioner (Handlooms), Ministry of Textiles as well as to weavers identified by the State Governments.
- Thrust in financing would be on clusters of weavers and ancillary workers who have joined to form Primary Weavers Co-operative Societies / Self Help Groups (SHGs) / Consortia / Producer Companies / Joint Liability Groups (JLGs). While membership in such bodies would give greater comfort to banks in lending under the Scheme, bank finance will be given to weavers in their individual capacity.
- All existing weaver borrowers of the Bank enjoying credit facilities and having satisfactory dealings with the Bank will also be eligible to avail credit facilities under the Scheme for a three year period as also the benefits from simplified procedures stipulated under this Scheme for availment for such credit.

III) ISSUE OF CARDS

The beneficiaries under the Scheme will be issued with a Photo Weaver Credit Card (WCC) indicating sanctioned limit and validity period of credit facility. He would also be issued a passbook or a credit cum passbook, incorporating name, address, borrowing limit, validity period, etc. While the Weaver Credit Card will be used for identification, the passbook would facilitate the recording of transaction on an ongoing basis. The bank may also issue Smart Cards or any other electronic device for identification and operation of loan account, the cost for this may be borne by the Banks themselves.

IV) FIXATION OF CREDIT LIMIT

- The credit limit will be fixed based on assessment of working capital requirements as well as cost of tools and equipments required for carrying out weaving activity.
- The maximum limit to individual weavers will be upto ₹ 2 lakhs. *
- The limit is expected to be utilized as a revolving cash credit and will provide for any number of drawals and repayment within the limit. Banks may, however, fix a repayment schedule for the portion of loan availed for the purchase of tools and equipments. As the limit sanctioned would normally have a validity of three years, the need to accommodate incremental working capital requirement may be kept in view.

* Note : The working capital requirement would depend on the operating cycle, nature and type of yarn used for weaving etc.

V) MARGIN

Normally no margin will be required for limits upto ₹ 25,000/-. 20% margin will be required for limits above that. However, this may vary as per guidelines of RBI from time to time and the Bank's policy in this regard.

VI) VALIDITY / RENEWAL OF LIMIT

- The credit card would normally be valid for 3 years subject to an annual review by the Bank.
- The review may result in continuation of the facility, enhancement of the limit or cancellation of the facility, depending upon the performance of the borrower. Need based enhancement will be considered within the overall limit of ₹ 2 lakhs for borrowers having satisfactory performance / conduct of account.
- For the purpose of annual review, the borrower may not be required to submit any financial statement.
- Based on the assessment of performance during inspection of field staff and operation in the account, the review exercise may be carried out annually and

the decision on continuation or otherwise of the limits sanctioned may be taken.

- No fees will be charged at the time of review / renewal of card.

VII) SECURITY

The limits sanctioned will be secured by way of primary charge over the assets financed. No collateral security will be required. However, banks may obtain credit guarantee cover from CGTMSE for the limits sanctioned under the Scheme as per Bank's policy and availability of risk cover. Insurance cover may be arranged for the assets financed as per existing practices in the Banks. The requirement of a credit guarantee cover from CGTMSE by the Banks should not be a pre-condition for issuance of a Weaver Credit Card.

VIII) OPERATIONAL DETAILS

The issuing branch would maintain the ledger account in respect of WCC accounts and all the operations in the account will normally be through this branch. Considering the nature of operations of weavers, it is expected that most of the drawings in the account would be in cash and this may be facilitated through withdrawal slips / cheques accompanied by the passbook. For units newly set up, disbursement may be made in phases based on implementation of the Scheme. However, Banks may, at their discretion, permit operations through other designated branches also, taking into account the convenience of the borrower.

IX) RATE OF INTEREST

Linked to Base Rate of the Bank as per RBI norms / Bank's policy.

X) GOVERNMENT SUPPORT TO HANDLOOM WEAVERS


Based on Third National Census of Handloom Units & Allied Activity Workers, the Govt. has issued photo identity cards to Handloom Weavers and this card could serve as identity document. The Govt. has identified 550 handloom clusters containing 300 - 500 weavers for nurturing under Integrated Handloom Development Scheme (IHDS). Out of funds allotted for development of the clusters in many places, cash support is being offered to weavers to facilitate availment of bank loan. These could be in the form of margin money support upto ₹ 4,200/- per weaver and / or interest subsidy upto 3% on bank loans and / or reimbursement of one time guarantee fee as applicable (1% at present) and annual service charges as applicable (0.5% at present) for a period upto 3 years payable for guarantee cover under CGTMSE. In places where margin money support is available, the same may be included in the margin money to be brought by the borrower. Information about support available from the Govt. in the form of direct financial assistance as above, marketing support, assistance in evaluating stocking needs of the weavers etc., can be obtained from any of the following :



1. Commissioner / Director (Handlooms & Textiles) in-charge in the State Government
2. Office of the Development Commissioner for Handlooms
3. Assistant Director, Handlooms or District Industries Centre in the District concerned.
4. Nearest Weavers' Service Centre of the Ministry of Textiles
5. Cluster Development Executive in respect of Handloom clusters identified under IHDS.

X) MONITORING OF ACCOUNTS

Visits to the Handloom weavers premises by field staff and review of operations in the account may be used as tools for monitoring loan accounts covered under the Scheme. Submission of stock statements and other financial statements may be waived under the Scheme.



Annexure III

Scheme for Revival of Handloom Weavers by Waiver of Working Capital and Term Loans of Individual Weavers, Self Help Groups (SHGs), Joint Liability Groups(JLGs), and Master Weavers

1. Introduction

1.1 The Finance Minister, in his Budget Speech for the Year 2011-12, announced a Financial Package for handloom weavers.

1.2 Guidelines for implementation of the Scheme covering Working Capital and Term Loans of Individual weavers, Self Help Groups (SHGs), Joint Liability Groups(JLGs), and Master Weavers are given below.

2. Scope

2.1 The Scheme will cover direct loan made to Individual weavers, Self Help Groups (SHGs), Joint Liability Groups(JLGs), including Master Weavers by Public Sector Schedule Commercial Banks, Regional Rural Banks, State/ District Central Cooperative Banks and State / Primary Cooperative Agriculture Development Banks hereinafter referred as the "lending institutions" subject to a maximum overdue amount of Rs.50,000 (including eligible portion of interest i.e. 25% of interest overdue) per individual.

2.2 The Scheme shall come into force with effect from the date of notification by the Ministry of Textiles, Government of India.

3. Definitions

3.1 "Direct" loan means term loans for acquisition and modernisation of looms as well as working capital extended to the categories of borrowers as indicated in para 2.1 above including Master Weavers to support weavers under him as per records in the bank established by prior documentation with the lending institutions.

Explanation :

1. Direct loan taken for handloom purpose availed under programmes like Artisan Credit Card, Swarozgar Credit Card and Prime Minister Rozgar Yojna etc will be covered under the scheme.

3.2 "Master Weavers" will be defined as follows:

- he should be employing weavers on wage basis on their own/hired looms and guiding/providing them various support services in terms of inputs (yarn, dyes, chemicals) supply, designing and other services like cash advance for meeting weavers' urgent needs;
- he should be engaged in production and marketing of cloth and he should not be functioning only as a trader who merely procures finished goods and sells them;
- the weavers employed by Master Weaver should preferably be residing and operating in the same village/ compact area.
- Loans extended by banks to master weavers in terms of NABARD Circular No. 143/PCD-19/2007 dated 1/8/2007 (addressed to all banks) will be covered.

4. Eligible amount

4.1 The amount eligible for waiver (hereinafter referred to as the eligible amount), shall comprise of overdues as on 31 March 2010 (including Principal and 25% of interest) but excludes loans restructured and rescheduled in the normal course by the lending institutions in the past under any GoI/ State Government scheme or under OTS of the bank as per the RBI guidelines, being covered under SARFAESI Act/other legal recourse by the lending institutions as on the date of the scheme.

Explanation :

- a. advances against pledge or hypothecation may be included under the scheme;
- b. finance to corporates, partnership firms, weaver cooperative societies and any similar institutions will be excluded under the scheme.

4.2 Nothing contained in this scheme shall apply to any loan disbursed by the lending institutions after 31 March 2010.

5. Waiver

5.1 The purpose of the scheme is to revive the activities of the handloom weavers by opening the existing blocked lines of credit by giving a commitment to extend credit. The lending institutions are expected to shortlist those cases on merit which are to be covered under the scheme. In such case, the lending institutions shall waive 75% of the overdue interest and entire penal interest. The remaining amount will be waived by the GoI and the concerned State

Government in a ratio of 80:20 and in the ratio of 90:10 for special category states of NER including Sikkim, Jharkhand, Chhattisgarh, Uttarakhand, Himachal Pradesh and Jammu & Kashmir. It will be upto the lending institutions to take a decision for waiver on a case to case basis and they will be fully responsible for their decisions in the matter.

5.2 A waiver of loan and interest for a particular beneficiary as above will be done only if the branch simultaneously agrees to extend a fresh loan of Rs.20,000 or more to that beneficiary. If the bank is not willing to extend fresh loan simultaneously to that weaver, then that weaver's loan will not be covered under this scheme. Therefore, a fresh sanction order for a new loan shall be a pre-condition to waiver.

Explanation :

(i) In the case of NPA loans, no interest will be applied from the date when the loan account was classified as NPA. Hence, interest on loans classified as NPA for any period after it is so classified can neither be claimed from the Government by way of waiver nor claimed from the weaver borrower;

(ii) Insurance premia/ inspection charges etc if levied by the lending institutions by debiting to the borrower account will not qualify for waiver assistance from the GoI/ State Government;

(iii) Any type of admissible back ended subsidy under any Government sponsored scheme will have to be netted by the lending institutions before arriving at the waiver amount.

(iv) In case the overdue loan amount including interest exceeds Rs 50, 000/-, then the amount of waiver assistance under this package will be restricted to Rs 50,000/- and amount exceeding this limit may be either claimed from the weaver borrower or waived off by the lending institutions.

6. Implementation

6.1 Wide publicity for the scheme will be given in both print and electronic media informing eligible weavers to apply to their bank branch for waiver.

6.2 Every branch of a lending institutions covered under this Scheme as a one time measure, shall prepare a list of borrowers who are eligible for waiver under this Scheme in consultation with the competent authority of the nodal department of the State Government about the status of the borrower as a handloom weaver and likely assessment of his credit needs in future. The list shall be displayed on the notice board of the branch of the lending institutions by a date stipulated at their discretion. The list shall be prepared in accordance with the format given in Annexure I of the Scheme.

If possible, the list may be posted on the website of the lending institutions. Subsequently, the shortlisted borrowers to be covered under the Scheme can be approached by a suitable formal letter seeking their willingness to take up handloom weaving activity in future by availing credit from the lending institutions.

6.3 While the Ministry of Textiles, Government of India will issue supplemental instructions to the lending institutions in respect of all incidental and ancillary matters on the Scheme, all legal disputes arising out of the decision in implementation of the scheme will be dealt with by the lending institutions.

6.4 NABARD shall be the nodal agency for releasing waiver assistance to the lending institutions. The same may be claimed by them in the manner as prescribed by NABARD.

6.5 The lending institutions shall extend fresh credit to the handloom weavers (as in para 5.2 above) at the rate of interest as prescribed under the interest subvention scheme to be separately advised by NABARD. The details of credit guarantee available, if any, for such advances will also be notified by NABARD separately.

7. Obligations of the lending institutions

7.1 Every lending institution shall be responsible for the correctness and integrity of the lists of weavers eligible under this Scheme and the particulars of the eligible waiver assistance to each handloom weaver. Each and every document maintained, list prepared and certificate issued by a lending institution for the purposes of this Scheme shall bear the signature and designation of an authorised officer of the lending institution.

7.2 Every lending institution shall appoint one or more Grievance Redressal Officers for each State (having regard to the number of branches in that State). The name and address of the Grievance Redressal Officer concerned shall be displayed in each branch of the lending institution. The Grievance Redressal Officer shall have the authority to receive representations from aggrieved weavers and pass appropriate orders thereon. The order of the Grievance Redressal Officer shall be final.

7.3 Any handloom weaver who is aggrieved on the ground that his name has not been included in either of the list referred to in paragraph 6.2, may make a representation through the branch from which he received the loan or directly to the Grievance Redressal Officer of the lending institution concerned and every such representation shall be disposed of within 30 days of receipt thereof.

8. Audit

The books of account of every lending institution that has granted waiver assistance under this Scheme (including the books of accounts maintained at the branches) shall be subject to an audit in accordance with the procedure that may be prescribed by GoI. The audit may be conducted by concurrent auditors, statutory auditors or special auditors as may be directed by the GoI. The GoI, if it is satisfied that it is necessary to do so, may direct a special audit in the case of any lending institution or one or more branches of such lending institution.

9. Publicity

9.1 A copy of this Scheme in English and in the official language or languages of the State/Union Territory shall be displayed in each branch of the lending institutions covered under this Scheme.

9.2 A copy of this Scheme will be available on the websites of the Ministry of Textiles, GoI, NABARD and all the lending institutions.

10. Interpretation and power to remove difficulties

10.1 If any doubt arises on the interpretation of any paragraph of this Scheme or any instructions issued thereunder, the NIRMC shall resolve the issue and this decision of the NIRMC shall be final.

10.2 If any difficulty arises in giving effect to the provision of the Scheme or any instructions issued thereunder, the Government of India may by order do anything which appears to it to be necessary or expedient for the purposes of removing the difficulty.

11. NIRMC will have the powers to suitably modify this scheme to meet the operational requirements.

Annexure IV

Legal & Institutional Reforms Proposed under the Package

The Revival, Reform & Restructuring Package for the handloom weavers societies is subject to the conditionalities related to Institutional & legal reform. It is also imperative that the State governments make a formal commitment for making specific changes in their legal and administrative framework related to functioning of weaver Cooperative societies. Although the willingness to participate in the Package will be totally optional, once exercised, the concerned State Government and the weaver society would have to accept the package in toto.

A. LEGAL REFORMS

1. In the light of categorization of Primary Weavers Cooperative Societies as viable, potentially viable and non viable units and the decision taken to exclude the non viable units from the purview of the financial Package, the State Governments may decide on the fate of the non viable weavers cooperatives, as there will be no recapitalisation for such non viable units.
2. States may initiate steps to undertake amendments to the relevant provisions of the State Cooperative Societies Act / Bye laws of the Societies to ensure the following:
 - o To ensure democratic functioning of the weavers cooperatives and to conduct timely elections to the Board of Directors of the Primary and Apex Weavers cooperative societies.
 - o To professionalize the management in Apex and Primary Weaver Societies.
 - o To enable the cooperative banks to finance the Handloom Weavers Groups/members of the groups, Master weavers and Producer Companies floated in the handloom sector.
 - o To ensuring functional autonomy in administrative and financial matters relating to:
 - I. Personnel policy & staffing pattern;
 - II. Recruitment, posting and compensation to staff;
 - III. Internal control systems, appointment of auditors and compensation for audit;
 - IV. Service conditions, appointment, salary structure and selection process of staff ;and
 - V. Freedom for societies on entry and exit from the structure at any level with no mandated restrictions of geographical boundaries for its operations.

राष्ट्रीय कृषि और ग्रामीण विकास बैंक
NATIONAL BANK FOR AGRICULTURE
AND RURAL DEVELOPMENT

फोन / Tel : 27685555, 27685200, 27612651

फैक्स / Fax : 27611829

ई-मेल / E-Mail : hyderabad@nabard.org

NB.AP RO.HYD/7317/ PCD-64/2011-12

ABRIDGED VERSION

07 September 2011

The Chief General Manager/Officer-in-Charge
All Regional Offices of NABARD

Director/Principal
NBSC, BIRD (Lucknow, Mangalore and Bolpur)

Dear Sir,

**Licensed Cultivators Eligibility Card (LCEC) -
Scheme for Tenant Farmers**

The Government of Andhra Pradesh have taken a major initiative to facilitate financing tenant farmers, oral lessees and share croppers by issuing an Ordinance on 08 June 2011 to provide Licensed Cultivators Eligibility Cards (earlier called AP, Loan and Other Benefits Eligibility Card) to the tenant farmers. The Ordinance has been finalised after deliberations in various fora including Steering Committee of SLBC. NABARD, AP, RO played an important role during the deliberations to formulate the scheme. A copy of the Ordinance is enclosed for your kind information. Some of the salient features of the scheme are as under :

- i. The card will be issued to farmers who raise crops with express or implied permission of owner or pattadar of land, but have no record for such enjoyment without effecting the rights of owners, enabling them to access credit from the public, Financial Institutions and to claim benefits of input subsidy, crop insurance, compensation for damage to crop and for matter connected therewith and incidental thereto.
- ii. The eligibility card will be issued by the Revenue Department after discussions in the Gram Sabha.
- iii. Chief Commissioner of Land Administration will be the Nodal Agency for the purpose.
- iv. The eligibility card issued to a cultivator shall, create only a right on the crop raised therein and no rights whatsoever shall accrue on the land.
- v. The card is valid for a period of one agricultural year.

LOAN ELIGIBILITY CARD

(see Rule (4(ix)))

(Issued under Section 3 of Andhra Pradesh Land Licensed Cultivators Ordinance, 2011)

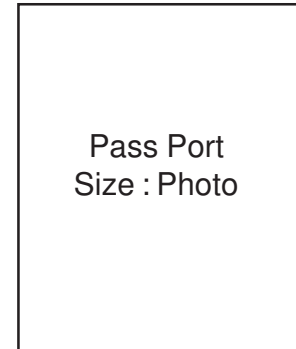
Village

Date :

Mandal

Card No.....

Validity : 01 June 20 to 31 May 20



1. Name of the Licensed cultivator
2. Name of father/husband
3. Address :
4. Whether belongs to SC/ST/BC/Minority/PC/others
5. Whether landless poor/Marginal/small/big farmer :
6. Particulars of land taken on licensed cultivation :
 - a) Village :
 - b) Survey and Sub Division No.
 - c) Extent :
 - d) Name of land owner and 1 B Khata No.

Signature/LTI of card holder :


Signature and Seal of the Designated
Revenue Officer

FORM-I

(See Rule (4(iii)))

(See Sec 3 of the Andhra Pradesh Land Licensed Cultivators Ordinance, 2011)

1. Name of the declarant :
2. Father/Husband name in full :
3. Full Address of the declarant :
4. Whether belongs to SC/ST/BC/Minority/PC/Others
5. Particulars of the land owned by the declarant :
 - a) Village in which located :
 - b) Survey & Sub Division No. :
 - c) Extent owned :
 - d) Wet/I.D./Dry :
 - e) 1 B Khata No. :
6. Whether land less poor/Marginal/Small/Big farmer :
7. Particulars of the land taken under licensed cultivator :
 - a) Village :
 - b) Survey & Sub Division No. :
 - c) Extent taken :
 - d) Wet/I.D./Dry :
 - e) Full name of the Land owner with Father's name and address



I certify that the information furnished above is true and correct. I also certify that I am not a member of the above land owner's family.

Place :

Full Signature/L.T.I.

Date :

Remarks of the Designated Revenue Officer

FORM - I (A)
Common Notice under Rule 4(i)

Whereas the Andhra Pradesh Land Licensed Cultivators Ordinance, 2011 came into force in the area in which the village (Name of the Village) (Name of the Mandal) (Name of the District) is situated (hereinafter referred to as the said village)

Now therefore under Rule 4 of the "Andhra Pradesh Land Licensed Cultivators Ordinance Rules 2011

The undersigned hereby

- (a) Declares his intention of preparing the register of licensed cultivators in the said village for the first time.
- (b) Calls upon all the persons claiming licensed cultivation in any land in the said village to file a declaration in Form - II showing particulars of the lands for which Licensed Cultivation is claimed on or before
- (c) Declares his intention of holding an enquiry in respect of the above matter in the said village on and calls upon all persons interested to appear before him at the said inquiry on the said date.

Signature of Deputy Tahsildar.
With Seal

राज्य स्तरीय बैंकर्स समिति,
उत्तराखण्ड की
39वीं बैठक
दिनांक 16 नवम्बर, 2011
के
कार्य बिंदु/कार्य वृत्त

**राज्य स्तरीय बैंकर्स समिति, उत्तराखण्ड
39वीं बैठक दिनांक 16 नवम्बर, 2011 के
कार्य बिन्दुओं पर कृत कार्रवाई**

क्र.सं.	कार्य बिंदु	कार्रवाई हेतु अपेक्षित विभाग	प्रगति
1.	प्रमुख सचिव, वित्त एवं उत्तराखण्ड शासन ने पहाड़ी जिलों का अनुपात बढ़ाने हेतु ब्लॉक / ग्राम पंचायत स्तर की संभाव्यताओं के अनुरूप योजना बनाकर लागू करनी होगी, क्योंकि प्रत्येक क्षेत्र की अपनी विशेषताएं होती हैं। ब्लॉक स्तर के अधिकारियों को पहाड़ी जिलों के ग्रामीणों में व्यवसायिकता एवं उद्यमिता का विकास करना होगा ताकि स्थानीय संसाधनों पर आधारित व्यापारिक एवं औद्योगिक गतिविधियाँ हेतु बैंकों से ऋण उपलब्ध करावाया जा सके।	सभी अग्रणी जिला प्रबंधक / जिला उद्योग केंद्र	राज्य के पहाड़ी जिलों की ऋण समीक्षा, जिला स्तरीय सलाहकार समितियों की बैठकों में नियमित रूप से होती है। राज्य सरकार द्वारा घोषित विशेष औद्योगिक प्रोत्साहन नीति 2008 संशोधित 2011 दिनांक 18.11.2011 के क्रियान्वित होने से, पर्वतीय जिलों में उद्योगों की स्थापना को बल मिलेगा, जिससे ऋण-जमा अनुपात में सुधार आ सकेगा।
2	प्रमुख सचिव, वित्त, उत्तराखण्ड शासन ने कृषि विभाग को पुनः निर्देशित किया कि वे एक माह के अंदर सभी अग्रणी जिला प्रबंधकों एवं एस.एल.बी.सी., उत्तराखण्ड को शेष अग्रणी कृषकों की सूची उपलब्ध कराएं, ताकि बैंकों द्वारा किसान क्रेडिट कार्ड जारी किए जा सकें। इस संबंध में कृषि विभाग / बैंक / जिला / ब्लॉक स्तर पर बहुउद्देशीय कैम्प आयोजित कर, मौके पर ही आवेदन पत्र, फोटो, भूमि अभिलेख की प्रति आवेदक को उपलब्ध कराकर के.सी.सी. जारी किया जाए।	निदेशक, वृषि / समस्त बैंक	कृषि विभाग द्वारा कार्रवाई अपेक्षित है।

3.	<p>प्रमुख सचिव, वित्त ने संबंधित बैंकों को निर्देशित किया कि शेष बैंकिंग सुविधारहित 2000 से अधिक जनसंख्या वाले एवं अटल आदर्श ग्रामों में मूलभूत बैंकिंग सुविधा मार्च, 2012 तक अनिवार्य रूप से उपलब्ध कराएं।</p> <p>प्रमुखसचिव, वित्त ने बी.एस.एन.एल. से अनुरोध किया कि बैंकों की प्राथमिकता / आवश्यकता को दृष्टिगत रखते हुए बैंकिंग सेवारहित ग्रामों में ब्राड बैंड / जी.पी.आर.एस. के माध्यम से इन्टरनेट कनेक्टिविटी शीघ्र उपलब्ध कराएं।</p>	<p>संबंधित बैंक / बी.एस.एन.एल</p>	<p>माह दिसम्बर, 2011 तक की प्रगति पृथक से एजेण्डा संख्या - में प्रस्तुत की जा रही है।</p> <p>भारत संचार निगम लि. द्वारा वर्तमान में उपलब्ध कनेक्टिविटी का विवरण उपलब्ध कराया है तथा बैंकों से संबंधित तकनीक द्वारा (यथा ब्रॉड बैंड / जी.पी.आर.एस. / वी. मैक्स) उपयोग हेतु ऑर्डर पारित करने हेतु, आग्रह किया है। बी.एस.एन.एल. से शेष ग्रामों में जिनकी जनसंख्या 2000 से कम है में भी कनेक्टिविटी उपलब्ध कराएं।</p>
4.	<p>प्रमुख सचिव, वित्त, उत्तराखंड शासन ने ग्राम्य विकास को निर्देशित किया कि तीन शेष जिलों (उत्तरकाशी, नैनीताल, चम्पावत) में आरसेटी हेतु आवासीय भवन के निर्माण के लिए एक माह के अंदर भूमि आवंटित / हस्तांतरित करवाने की व्यवस्था करें और इन जिलों के निदेशक, (आरसेटी) को जिलाधिकारी से संपर्क कर इस प्रकरण में तीव्रता लाने हेतु निर्देशित किया।</p>	<p>ग्राम्य विकास विभाग / आरसेटी</p>	<p>कार्रवाई अपेक्षित है।</p>
5.	<p>डा. आलोक पांडे, निदेशक, वित्तीय सेवाएं, वित्त मंत्रालय, भारत सरकार ने राज्य सरकार को सामाजिक सुरक्षा पेंशन, विद्यार्थियों की छात्रवृत्ति, मनरेगा के भुगतान हेतु बैंकों की कम्प्यूटरीकृत प्रणाली (core banking system) में खोले गए लाभार्थियों के खातों में इलेक्ट्रॉनिक बेनिफिट ट्रान्सफर (EBT) द्वारा संबंधित बैंकों के साथ राशियों को ऑन-लाइन अंतरण करने की शीघ्र व्यवस्था करनी।</p> <p>सरकार द्वारा प्रायोजित विकास योजनाओं के अंतर्गत लाभार्थियों को देय अनुदान राशि को भी इलेक्ट्रॉनिक माध्यम से सीधे बैंक खातों में ऑन-लाइन प्रक्रिया से धनराशि का समयोजन करना आरम्भ करें।</p>	<p>राज्य सरकार के संबंधित विभाग / संबंधित बैंक</p>	<p>(क) केंद्र सरकार द्वारा चलाई जा रही विभिन्न सामाजिक सुरक्षा योजनाओं का डाटा बेस, राज्य सरकार के केंद्रीय सरवर पर उपलब्ध न होने के कारण, कार्य में अपेक्षित प्रगति नहीं हो पा रही है।</p> <p>(ख) राज्य के समाज कल्याण विभाग द्वारा पेंशन भुगतान संबंधी डाटा बेस अब राज्य सरकार के केंद्रीय सरवर पर उपलब्ध है तथा खाताधारकों के खाता संख्या में सुधार होते ही, पेंशन का भुगतान ऑन-लाइन प्रारम्भ कर दिया जाएगा।</p>

6.	<p>डा. आलोक पांडे, निदेशक, वित्तीय सेवाएं, वित्त मंत्रालय, भारत सरकार ने सभी अग्रणी जिला प्रबंधकों को निर्देशित किया कि वित्तीय समावेशन के अंतर्गत बनाए गए सर्वित एरिया प्लान को संबन्धित जिलों के एन.आई.सी. वेबसाइट पर शीघ्र अपलोड (upload) करवाने की व्यवस्था करें। उत्तराखंड राज्य में जनवरी, 2012 से नेशनल रुरल लाइवलीहुड मिशन (NRLM) लागू हो जाएगा, अतः सभी डी.डी.एम., नाबा ई को निर्देशित किया कि जिले की संभाव्यतायुक्त योजना (Potential Link Plan) बनाते समय इस मिशन की नई योजनाओं को ध्यान में रखते हुए बनाएं।</p>	<p>अग्रणी प्रबंधक डी.डी.एम., नाबाई</p>	<p>1) जिला सर्विस एरिया प्लान, एन.आई.सी. की वेबसाइट पर कर दिया गया है :- 2) कार्रवाई अपेक्षित है।</p>
7.	<p>अध्यक्ष महोदय ने निदेशक, के.वी.आई.सी./के.वी.आई.बी. को निर्देशित किया कि वे लम्बित अनुदान राशि शीघ्र बैंकों को उपलब्ध कराएं और बैंकों को कहा कि यदि उनके स्तर पर कोई अनुदान दावा लम्बित हो तो उसे एक माह के अंदर "नोडल बैंक शाखा" के माध्यम से के.वी.आई.सी./के.वी.आई.बी. को निपटान हेतु प्रेषित करें।</p>	<p>समस्त बैंक / के.वी.आई.सी. / के.वी.आई.बी.</p>	<p>कार्रवाई अपेक्षित है।</p>
8.	<p>सभी बैंक नियंत्रक एवं अग्रणी जिला प्रबंधक से आग्रह किया गया है कि माह दिसम्बर, 2011 तक के एस.एल.बी.सी. के ऑकड़ों का विवरण (एस.एल.बी.सी. रिटर्न 1 सो 48), राज्य स्तरीय बैंकर्स समिति, उत्तराखंड को दिनांक 15 जनवरी, 2012 तक ई-मेल (agmslbc.zodch@sbi.co.in) द्वारा प्रेषित करना सुनिश्चित करें। आगामी एस.एल.बी.सी. की बैठक फरवरी, 2012 के द्वितीय सप्ताह में प्रस्तावित है।</p>	<p>समस्त बैंक / अग्रणी प्रबंधक जिला</p>	<p>अधिकतर बैंकों द्वारा एस.एल.बी.सी. विवरणियाँ निर्धारित समय सीमा पर प्रेषित नहीं की जा रही हैं तथा ऑकड़ों के प्रेषण में अनेक अशुद्धियाँ हैं।</p>

राज्य स्तरीय बैंकर्स समिति, उत्तराखण्ड 39वीं बैठक दिनांक 16 नवम्बर, 2011 का कार्यवृत्त

उत्तराखण्ड राज्य में स्थित समस्त बैंकों द्वारा विभिन्न विकास योजनाओं के अंतर्गत वित्तीय वर्ष 2011-12 के द्वितीय त्रैमास सितम्बर, 2011 तक की प्रगति समीक्ष हेतु राज्य स्तरीय बैंकर्स समिति, उत्तराखण्ड की 39वीं बैठक पैसिफिक होटल, देहरादून में दिनांक 16 नवम्बर, 2011 को आयोजित की गई।

इस बैठक में श्री आलोक कुमार जैन, प्रमुख सचिव एवं आयुक्त (अवस्थापना), उत्तराखण्ड शासन, श्री आलोक पांडे, निदेशक, (डी.एफ.एस.), वित्त मंत्रालय, भारत सरकार, नई दिल्ली, श्री वी.एस. बाजवा, महाप्रबंधक, भारतीय रिजर्व बैंक, श्री बी.श्रीराम, मुख्य महाप्रबंधक, भारतीय स्टेट बैंक, दिल्ली मण्डल, श्री सुनील श्रीवास्तव, महाप्रबंधक (नेटवर्क - 2), भारतीय स्टेट बैंक, दिल्ली मण्डल, श्री पी. के. मिश्रा, महाप्रबंधक, नाबाई एवं राज्य सरकार के वरिष्ठ अधिकारियों तथा वाणिज्यिक / ग्रामीण / सहकारी / निजी बैंकों और अन्य वित्तीय संस्थाओं / निगमों के वरिष्ठ अधिकारियों द्वारा भाग लिया गया।

श्री बी. श्रीराम, मुख्य महाप्रबंधक, भारतीय स्टेट बैंक, नई दिल्ली का संबोधन

श्री बी. श्रीराम, मुख्य महाप्रबंधक, भारतीय स्टेट बैंक ने अपना संबोधन प्रारम्भ करते हुए बैठक में श्री आलोक कुमार जैन, प्रमुख सचिव एवं आयुक्त (अवस्थापना), उत्तराखण्ड शासन, श्री आलोक पांडे, निदेशक, वित्त मंत्रालय, भारत सरकार, श्री राकेश शर्मा, प्रमुख सचिव (उद्योग), उत्तराखण्ड शासन, अन्य मंचासीन अतिथियों और बैंक एवं राज्य सरकार के उच्चाधिकारियों का अभिनन्दन और स्वागत किया। राज्य स्तरीय बैंकर्स समिति, उत्तराखण्ड की 39वीं बैठक में सभी बैंकों के वित्तीय वर्ष 2011-12 के द्वितीय त्रैमास सितम्बर, 2011 तक की प्रगति की समीक्षा करमे हुए कहा कि राज्य का वार्षिक ऋण योजना लक्ष्य रु. 6789 करोड़ के सापेक्ष सितम्बर, 2011 तक रु. 3272 करोड़ की प्रगति दर्ज की गई है जोकि वार्षिक लक्ष्य का 48 प्रतिशत है जिसके अंतर्गत सभी बैंकों ने कृषि क्षेत्र में 50 प्रतिशत, उद्योग क्षेत्र में 55 प्रतिशत तथा सेवा क्षेत्र में 42 प्रतिशत उपलब्धि दर्ज की है। राज्य के जिन बैंकों की वार्षिक ऋण योजना लक्ष्य के सापेक्ष उपलब्धि 30 प्रतिशत से कम रही उन्हें इसे बढ़ाने हेतु विशेष प्रयास करने होंगे।

उन्होंने कहा कि बैंकों का ऋण-जमा अनुपात पिछले वर्ष की तुलना में थोड़ा बढ़ा है जोकि मार्च, 2011 में 52.67 प्रतिशत से बढ़कर सितम्बर, 2011 में 53.68 प्रतिशत हो गया है। उत्तराखण्ड राज्य के बाहर स्थित बैंक शाखाओं द्वारा प्रदेश में रु. 4897.69 करोड़ के ऋण उपलब्ध कराए गए हैं और यदि इसे हटाकर दिखाया जाए तो राज्य का ऋण-जमा अनुपात मात्र 40.52 प्रतिशत ही रह जाएगा। इसलिए राज्य में कार्यरत बैंक शाखाओं द्वारा ऋण प्रवाह बढ़ाना होगा। सभी बैंकों से अनुरोध है कि वे पहाड़ी क्षेत्र की शाखाओं में ऋण का प्रतिशत बढ़ाने हेतु क्षेत्र की संभाव्यता को देखते हुए समुचित रणनीति बनाकर क्षेत्रवासियों को ऋण प्रदान

करने होंगे। राज्य में जिन बैंकों का ऋण-जमा अनुपात 30 प्रतिशत से कम है उन बैंकों को इस दिशा में विशेष प्रयास करने की आवश्यकता है - जिनमें सेंट्रल बैंक, पंजाब एण्ड सिंध बैंक, यूको बैंक, यूनाइटेड बैंक, इण्डियन बैंक, बैंक आफ इण्डिया एवं इण्डियन ओवरसीज बैंक प्रमुख हैं।

उन्होंने कहा कि उत्तराखंड राज्य में 2000 से अधिक जनसंख्या वाले 216 गाँवों में से 121 गाँवों को संबंधित बैंकों द्वारा नई शाखा खोलकर / बिजनेस कॉरेस्पोंडेन्ट के माध्यम से जनसाधारण को बैंकिंग सुविधा प्रदान करना आरम्भ कर दिया है। इसी प्रकार प्रदेश की महत्वाकांक्षी अटल आदर्श ग्राम योजना के अंतर्गत 259 गाँवों में से 108 गाँवों में बैंकिंग सुविधा पहुँचा दी गई है, जिसमें भारतीय स्टेट बैंक के 46 गाँव सम्मिलित हैं। शेष बैंकिंग सुविधारहित ग्रामों में संबंधित बैंक अपनी शाखाएं खोलकर अथवा बिजनेस कॉरेस्पोंडेन्ट के माध्यम से मार्च, 2012 तक बैंकिंग सुविधा पहुँचाने की कार्रवाई करें।

राज्य के पहाड़ी क्षेत्रों में बागवानी एवं उद्यान को बढ़ावा देने हेतु “मुख्यमंत्री संरक्षित उद्यान विकास योजना” के अंतर्गत 100 वर्गमीटर क्षेत्रफल वाले “पाली हाऊस” में चुनिन्दा फूलों एवं बेमौसमी सब्जियों की हाई-टेक विधि से संरक्षित खेती करने के लिए उद्यान विभाग द्वारा 6000 पॉल हाऊस निर्माण का लक्ष्य रखा गया है और आवेदन पत्र (प्रोजेक्ट रिपोर्ट सहित) विभिन्न बैंकों को प्रेषित करना आरम्भ कर दिया गया है। उन्होंने सभी संबंधित बैंकों से अनुरोध किया कि इन आवेदनों पर शीघ्र ऋण वितरित कार्रवाई करें।

उन्होंने कहा कि राज्य में बैंकों द्वारा सितम्बर, 2011 तक कुल रु. 14,841 करोड़ के प्राथमिक क्षेत्र ऋण (Priority Sector Advance) प्रदान किए गए हैं जिसके अंतर्गत रु. 5422 करोड़ के कृषि ऋण व रु. 7629 करोड़ के एम.एस.एम.ई. सम्मिलित हैं। राज्य सरकार द्वारा प्रायोजित योजनाओं / कार्यक्रमों के अंतर्गत सितम्बर, 2011 तक समस्त बैंकों द्वारा की गई प्रगति की समीक्षा करते हुए उन्होंने कहा कि अब तक राज्य में कुल 6,57,485 कृषकों को किसान क्रेडिट कार्ड जारी किए गए हैं। भारत सरकार के निर्देशानुसार राज्य की कृषि एवं ग्राम्य विकास विभाग के सहयोग से बैंकों की शाखाओं द्वारा विशेष अभियान चलाकर समस्त पात्र कृषकों को किसान क्रेडिट कार्ड प्रदान करने होंगे।

उन्होंने राज्य सरकार से पुनः आग्रह किया कि जिन तीन जिलों (उत्तरकाशी, चम्पावत एवं नैनीताल) में आरसेटी स्थापित करने हेतु भूमि उपलब्ध / हस्तांतरित नहीं की गई है, वहाँ शीघ्र कार्रवाई करें। राज्य के 13 में से 11 जिलों में आरसेटी के माध्यम से सितम्बर, 2011 तक 90 प्रतिशत कार्यक्रम संचालित कर 1,755 प्रशिक्षुओं को प्रशिक्षित किया गया है।

उन्होंने राज्य सरकार से आग्रह किया कि सभी बैंकों द्वारा जारी किए गए 23640 वसूली प्रमाण पत्र पर वसूली की प्रक्रिया में तेजी लाएं ताकि बैंकों का एन.पी.ए. कम किया जा सके।

अंत में सभी बैंकों और विभागों को वर्ष के लिए निर्धारित लक्ष्यों के सापेक्ष अधिक से अधिक उपलब्धि प्राप्त करने हेतु आग्रह किया और आशा व्यक्त की कि सभी बैंक/विभाग मिलकर राज्य के आर्थिक विकास को नई ऊँचाइयों तक ले जाने में सहयोग करेंगे तथा सभी का धन्यवाद करते हुए उन्होंने अपना संबोधन पूर्ण किया।

श्री आलोक कुमार जैन, प्रमुख सचिव एवं आयुक्त (अवस्थापना), उत्तराखंड शासन, का संबोधन प्रमुख सचिव एवं आयुक्त (अवस्थापना) महोदय ने अपना संबोधन आरम्भ करते हुए कहा कि राज्य के पहाड़ी जिलों का ऋण-जमा अनुपात औसतन 20 से 30 प्रतिशत के बीच ही रहता है, जोकि बहुत कम है। इसमें सुधार लाने हेतु शासन एवं बैंकों को तहसील एवं ब्लाक स्तर पर क्षेत्र की संभाव्यताओं के अनुरूप योजना बनाकर लागू करनी होगी क्योंकि प्रत्येक ब्लाक/क्षेत्र की अपनी विशेषताएं होती हैं, जैसे कि उद्योग विशेष क्षेत्र, पर्यटन आकर्षण केंद्र, विशेष स्थानीय उत्पाद आदि पर ध्यान केंद्रित करने पर ही ऋण-जमा अनुपात में वृद्धि दर्ज हो सकेगी। जिला स्तर पर नाबार्ड के डी.डी.एम. विभिन्न ब्लाक स्तरीय अधिकारियों के साथ विचार-विमर्श कर आगामी वित्तीय वर्ष हेतु संभाव्यतायुक्त योजना (Potential Linked Plan) बनाएं। राज्य की नई औद्योगिक नीति के अंतर्गत अब पहाड़ी क्षेत्रों में उद्योग स्थापित करने के लिए सभी इन्फ्रास्चर इनपुट्स एवं उनके उत्पादों पर वैट (Value added tax) की छूट है। अतः क्षेत्र के ग्रामीणों में व्यवसायिकता एवं उद्यमता का विकास करना होगा, ताकि वे स्थानीय संसाधनों पर आधारित गतिविधियों को अपनाकर छोटे-छोटे उद्योग स्थापित कर सकें।

उन्होंने कहा कि कृषि विभाग राज्य के शेष अग्रणी कृषकों की सूची जिला स्तर पर बैंकों को प्रेषित करें ताकि वे इस वर्ष सभी कार्यशील कृषकों को किसान क्रेडिट कार्ड जारी कर सकें। अध्यक्ष महोदय ने भारत संचार निगम लिमिटेड के प्रतिनिधि को निर्देशित किया कि वित्तीय समावेशन के अंतर्गत 2000 से अधिक जनसंख्या वाले एवं अटल आदर्श ग्राम योजना के अंतर्गत बैंकिंग सुविधारहित ग्रामों तकनीकी संभाव्यताओं के आधार पर इन्टरनेट कनेक्टिविटी मार्च, 2012 तक उपलब्ध करा दें ताकि बैंकों द्वारा कम्प्यूटरीकृत बैंकिंग सेवाएं प्रदान की जा सकें।

उन्होंने निदेशक, वित्तीय सेवाएं, वित्त मंत्रालय, भारत सरकार से आग्रह किया कि वित्तीय समावेशन के अंतर्गत पहाड़ी राज्यों में जनसंख्या को आधार न मानते हुए अलग से विशेष नीति तैयार करनी होगी ताकि दूरस्थ एवं दुर्गम क्षेत्रों तक बैंकिंग सेवाएं पहुँच सकें।

अंत में अध्यक्ष महोदय ने सभी विभागों एवं बैंकों को निर्देशित किया कि सरकार द्वारा प्रायोजित विभिन्न ऋण एवं विकास योजनाओं के लक्ष्यों को प्राप्त करने हेतु समग्र प्रयास करें।

डा. आलोक पांडे, निदेशक, वित्तीय सेवाएं, वित्त मंत्रालय, भारत सरकार का संबोधन

डा. पांडे ने उत्तराखंड सरकार को बताया कि वर्तमान में विकास योजनाओं के अंतर्गत दिए जाने वाले अनुदान राशि का भुगतान बैंक द्वारा किया जाता है। इस प्रकार किए जाने वाले भुगतान में अधिक समय लगता है और महंगा भी पड़ता है। इसी लिए राज्य सरकार को अनुदान राशि का इलेक्ट्रॉनिक माध्यम से सीधे बैंक खातों में आन-लाइन जमा करने की प्रक्रिया अपनानी होगी।

उन्होंने बैंकों द्वारा वित्तीय समावेशन के अंतर्गत की गई प्रगति की समीक्षा करते हुए कहा कि उत्तराखंड में पंजाब नेशनल बैंक द्वारा धीमी गति से कार्रवाई की जा रही है जिसमें तीव्रता लाने की आवश्यकता है और सभी अग्रणी जिला प्रबंधकों को निर्देशित किया कि जिला सर्विस एरिया प्लान को संबंधित जिले के एन.आई.सी. वेबसाइट पर अपलोड करवाने की व्यवस्था करें।

उन्होंने आगे कहा कि सभी बैंक वित्तीय समावेशन को सफल बनाने हेतु अपने शाखा विस्तार योजना के अंतर्गत 5000 से अधिक जनसंख्या वाले गाँवों में कम से कम एक बैंक शाखा खोलने की व्यवस्था करें और बिजनेस कॉरेस्पोंडेन्ट के प्रति ग्राहकों को विश्वास एवं भरोसा दिलाएं। बैंकों द्वारा बिजनेस कारेस्पोंडेंट / बिजनेस फेसिलिटेटर को कृषकों से किसान क्रेडिट कार्ड के आवेदन एकत्रित कर नजदीकी शाखा को प्रेषित करने हेतु निर्देश जारी करें।

श्री राकेश शर्मा, प्रमुख सचिव (उद्योग), उत्तराखंड शासन का संबोधन

प्रमुख सचिव, उद्योग ने राज्य के पहाड़ी जिलों में उद्योग स्थापित न हो पाने पर चिंता व्यक्त करते हुए कहा कि इसका मुख्य कारण वहाँ पर बुनियादी सुविधाओं का अभाव, भूमि की उपलब्धता, क्षेत्रवासियों में जागरूकता एवं उद्यमिता की कमी है। इसी लिए राज्य सरकार ने नई औद्योगिक नीति के अंतर्गत कार्यशील औद्योगिक इकाइयों के विस्तार हेतु संवसाधनों की खरीद पर 20 प्रतिशत की छूट अनुमन्य है। राज्य सरकार ने क्षेत्रवासियों में जागरूकता एवं उद्यमिता का विकास करने हेतु प्रदेश में 11 कौशल विकास केंद्र स्थापित किए हैं, जिसे जिला उद्योग केंद्र द्वारा संचालित किया जाएगा।

श्री ओम प्रकाश, सचिव (कृषि), उत्तराखंड शासन का संबोधन

सचिव (कृषि), उत्तराखंड शासन ने सदन को अवगत कराया कि उत्तराखंड कृषि नीति के अंतर्गत ग्रामीणों को स्वैच्छिक चकबंदी अपनाने पर 3 वर्षों तक के लिए स्टॉप शुल्क देय नहीं होगा। इस नीति के अंतर्गत सरकार द्वारा चार फार्मर्स कन्ज्यूमर मार्केट (3 देहरादून जिले में और 1 बागेश्वर जिले में) स्थापित किया गया है। पहाड़ों पर संगठित विपणन (organized marketing) स्थापित करने हेतु निजी उद्यमियों को प्रोत्साहित करना होगा। राज्य में जनवरी, 2012 से नेशनल रुरल लाइवलीहुड मिशन (NRLM) लागू हो

जाएगा जिसके अंतर्गत जिले की संभाव्यता युक्त योजना के अंतर को राज्य सरकार अपने स्तर पर रु. 50 करोड़ तक की नई विकास योजनाएं बनाकर कम कर सकती है।

श्री विक्रम एस. बाजवा महाप्रबंधक, भारतीय रिजर्व बैंक, देहरादून का संबोधन

श्री बाजवा ने सभी जिला स्तर के अधिकारियों, अग्रणी जिला प्रबंधकों एवं नाबार्ड के डी.डी.एम. को प्रभावी तरीके से ऋण-जमा अनुपात बढ़ाने से संबंधित उप-समिति की बैठक जिला स्तर पर करने की आवश्यकता है। वर्तमान में जिले का ऋण-जमा अनुपात, बाजार निर्धारित करता है जिस पर सक्रिय रूप से वांछित सुधार करने हेतु रणनीति बनानी होगी। इसके लिए ग्राम पंचायत / ब्लाक स्तर पर “ स्ट्रेटजिग एक्शन प्लान ” बनाना होगा।

श्री सुनील श्रीवास्तव, महाप्रबंधक, भारतीय स्टेट बैंक, नई दिल्ली का संबोधन

श्री सुनील श्रीवास्तव ने, सभी बैंकों से उच्चाधिकारियों तथा उत्तराखंड सरकार के पदाधिकारियों का इस शीर्ष बैठक में पधारने पर धन्यवाद करते हुए सरकार को विश्वास दिलाया कि सभी बैंक मिलकर प्रदेश के चहुँमुखी विकास में सार्थक योगदान देने हेतु कृत संकल्पित हैं। उन्होंने कहा कि वार्षिक ऋण योजना के निर्धारित लक्ष्य रु. 6789 करोड़ के सापेक्ष सभी बैंक वर्ष के तृतीय त्रैमास दिसम्बर, 2011 की समाप्ति तक कम से कम 80 प्रतिशत की उपलब्धि दर्ज कर लेंगे एवं राज्य सरकार की महत्वाकांक्षी अटल आदर्श ग्राम योजना के अंतर्गत 259 बैंकिंग सेवा रहित गाँव में से 108 गाँव तथा 2000 से अधिक जनसंख्या वाले 216 बैंकिंग सेवारहित में से 121 गाँव में संबंधित बैंक की नई शाखाएं / वैकल्पिक माध्यमों द्वारा बैंकिंग सेवा प्रदान करना आरम्भ कर दिया गया है।

उन्होंने आगे कहा कि पहाड़ी राज्य के विकास में महिलाओं की महत्वपूर्ण भूमिका रही है, जिसके लिए सभी बैंक, महिलाओं / अल्पसंख्यकों / युवा वर्ग को आर्थिक रूप से सशक्त बनाने हेतु प्राथमिकता के आधार पर सुगमता से ऋण प्रदान कर रहे हैं। राज्य में बैंकों द्वारा दिए गए डी.आई.आर. ऋणों का प्रतिशत भी पिछली तिमाही के सापेक्ष बढ़ा है।

उन्होंने कहा कि राज्य सरकार के संबंधित विभाग एवं सभी बैंक 31 दिसम्बर, 2011 तक की प्रगति के सही आँकड़े ससमय एस.एल.बी.सी. को अनिवार्य रूप से प्रेषित कर दें ताकि आगामी बैठक में सार्थक चर्चा की जा सके।

अंत में सभी के सार्थक सहयोग एवं सहभागिता हेतु आभार व्यक्त किया और विशेषकर माननीय अध्यक्ष महोदय द्वारा दिए गए मार्गदर्शन के लिए धन्यवाद किया और साथ ही बैठक में पधारे मीडिया बंधुओं का आभार व्यक्त किया।

भाग - " ब "

आँकड़ों का विवरण

**CREDIT DEPOSIT RATIO OF ALL BANKS
AS ON 31ST DEC. 2011**

(₹ in Crores)

S. No.	Name of the Bank	No. of Br.	Total Deposit	Total Advances	C:D Ratio	Investment	Adv+ Inv	C+I:D Ratio	Total Agri.	SSI	Serv.	Others	Total \$ PSA	Adv. to W/S	DIR Adv.
1	2	3	4	5	6	7	8	9	10	11	12	13	14	15	16
1.	S.B.I.	357	16333	7836	48	2155	9991	61	964	743	1419	968	4094	1236	11.86
2.	P.N.B.	188	9568	5034	53	0	5034	53	961	802	837	193	2794	665	7.16
3.	B.O.B.	76	3072	1675	55	0	1675	55	631	193	203	181	1208	332	2.56
A	Total L.B.	621	28973	14545	50	2155	16700	58	2556	1737	2460	1342	8095	2233	21.58
4.	O.B.C.	62	2352	1012	43	0	1012	43	292	121	213	145	771	202	0.04
5.	U.B.I.	52	2688	911	34	0	911	34	170	117	136	136	558	79	1.22
6.	Canara Bank	40	922	439	48	0	439	48	39	77	144	70	329	31	10.00
7.	C.B.I.	31	978	282	29	0	282	29	22	39	45	51	158	4	0.00
8.	P. & S.B.	27	782	233	30	0	233	30	31	17	43	43	133	22	0.00
9.	All. Bank	29	953	481	51	0	481	51	128	77	87	100	392	98	0.18
10.	UCO Bank	24	595	168	28	0	168	28	41	22	70	35	169	43	2.00
11.	I.O.B.	27	1111	377	34	0	377	34	57	102	32	22	213	105	0.10
12.	S.B. Patiala	19	442	326	74	0	326	74	104	80	101	0	285	14	0.66
13.	Bank of India	25	501	241	48	0	241	48	10	22	40	21	93	6	0.10
14.	Syn. Bank	18	500	196	39	0	196	39	2	30	22	84	139	67	0.00
15.	Vijaya Bank	4	127	63	50	0	63	50	6	23	23	0	52	8	1.00
16.	Corpn. Bank	7	136	60	44	0	60	44	9	11	7	16	43	1	0.16
17.	Andhra Bank	6	104	35	34	0	35	34	0	2	1	17	20	2	0.00
18.	Indian Bank	9	200	47	24	0	47	24	25	0	7	2	35	8	0.00
19.	U.B.I.	5	75	15	20	0	15	20	3	5	4	0	12	3	0.00
20.	S.B. B. & J.	2	64	23	35	0	23	35	0	1	6	0	7	0	0.02
21.	B.O.M.	3	55	20	35	0	20	35	0	0	9	3	13	1	0.00
22.	Dena Bank	11	366	165	45	0	165	45	1	3	34	11	49	1	0.00
23.	IDBI Bank	12	1131	424	38	0	424	38	58	367	6	1	432	0	0.00
B	Total N-L.B.	413	14083	5518	39	0	5518	39	998	1118	1032	757	3904	695	15.48
C	Total (A + B)	1034	43056	20063	47	2155	22218	52	3554	2855	3492	2099	11999	2928	37.06
24.	N.A.K.G.B.	61	685	387	57	0	387	57	165	24	107	35	331	159	0.00
25.	U.G.B.	150	1067	579	54	256	835	78	111	45	214	92	461	183	0.00
26.	U. P. G. B.	1	7	3	44	0	3	44	3	0	0	0	3	3	0.00
D	Total R.R.B.	212	1758	969	55	256	1225	70	278	69	321	127	795	344	0.00
27.	Co-op. Bank	230	3728	1575	42	1120	2695	72	1203	237	727	69	2237	497	0.00
E	Total Coop.	230	3728	1575	42	1120	2695	72	1203	237	727	69	2237	497	0.00
F	Total (C+D+E)	1476	48542	22607	47	3531	26138	54	5035	3162	4540	2295	15032	3769	37.06
28.	Nainital Bank	59	1087	744	68	0	744	68	290	67	144	73	575	97	2.94
29.	Axis Bank	11	738	328	44	0	328	44	200	23	18	0	242	62	0.00
30.	ICICI Bank	22	869	1227	141	0	1227	141	10	11	59	56	136	7	0.00
31.	HDFC Bank	16	639	293	46	0	293	46	62	15	29	2	108	3	0.00
32.	J & K Bank	1	22	19	83	0	19	83	0	0	13	0	13	0	0.00
33.	Fedral Bank	1	31	13	42	0	13	42	0	0	2	6	8	0	0.00
34.	IndusInd Bank	1	31	1	3	0	1	3	0	0	1	0	1	5	0.00
35.	Karna. Bank	2	114	24	21	0	24	21	1	3	6	5	15	1	0.00
36.	Kurma.S.Bank	23	781	511	65	0	511	65	0	0	0	0	0	0	0.00
37.	S. Indian Bank	1	40	36	91	0	36	91	21	4	8	0	32	0	0.00
38.	ING Vasya	2	59	68	114	0	68	114	51	0	0	0	51	0	0.00
39.	St. Char. Bank	1	49	0	0	0	0	0	0	0	0	0	0	0	0.00
40.	YES Bank	3	30	52	175	0	52	175	0	0	0	0	0	0	0.00
41.	Kotak Mahi.	2	66	13	20	0	13	20	0	0	4	2	6	1	0.00
G	Total Pvt. Bank	145	4555	3329	73	0	3329	73	635	124	284	144	1188	175	2.94
H	All Bank (F+G)	1621	53098	25937	49	3531	29467	55	5671	3286	4824	2439	16219	3944	40.00
	RIDF	0	0	1588	0	0	1588	0	0	0	0	0	0	0	0.00
	SIDBI	0	0	0	0	0	0	0	0	0	0	0	0	0	0.00
	Total (H+RIDF)	1621	53098	27525	52	3531	31055	58	5671	3286	4824	2439	16219	3944	40.00

Contd.

(₹ in Crores)

S. No.	Name of the Bank	Total No. of Branches					Pend Lic		Deposits				
		R	SU	U	M	TOTAL	<6	>6	R	SU	U	Total	
												No.	Amt.
1.	State Bank of India	246	57	54	0	357	0	0	7749	3542	5043	1780501	16333
2.	Punjab National Bank	97	47	44	0	188	0	1	1908	3155	4505	2511054	9568
3.	Bank of Baroda	30	31	15	0	76	0	0	434	1228	1410	0	3072
A	Total Lead Banks	373	135	113	0	621	0	1	10091	7924	10958	4291555	28973
4.	Oriental Bank of Comm.	20	26	16	0	62	0	0	648	893	811	0	2352
5.	Union Bank of India	15	22	15	0	52	0	0	239	726	1723	310632	2688
6.	Canara Bank	15	16	9	0	40	0	0	164	306	451	228099	922
7.	Central Bank of India	7	13	11	0	31	0	0	117	319	542	0	978
8.	Punjab & Sind Bank	12	7	8	0	27	0	0	302	162	317	184999	782
9.	Allahabad Bank	6	18	5	0	29	0	0	107	390	456	230897	953
10.	UCO Bank	7	9	8	0	24	0	0	208	129	259	0	595
11.	Indian Overseas Bank	9	13	5	0	27	3	0	100	546	465	0	1111
12.	State Bank of Patiala	0	14	5	0	19	0	0	0	191	251	20	442
13.	Bank of India	4	17	4	0	25	0	0	33	274	194	111932	501
14.	Syndicate Bank	1	8	9	0	18	0	0	14	82	404	81136	500
15.	Vijaya Bank	0	1	3	0	4	0	0	0	30	97	0	127
16.	Corporation Bank	0	3	4	0	7	0	0	0	15	121	0	136
17.	Andhra Bank	0	5	1	0	6	0	0	61	42	0	18649	104
18.	Indian Bank	0	5	4	0	9	0	0	0	95	105	0	200
19.	United Bank of India	0	0	5	0	5	0	0	0	0	75	14501	75
20.	State Bank of B & J	0	0	2	0	2	0	0	0	0	64	7877	64
21.	Bank of Maharashtra	0	0	3	0	3	0	0	0	8	47	23013	55
22.	Dena Bank	0	2	9	0	11	3	0	0	62	305	8	366
23.	IDBI Bank	1	8	3	0	12	0	1	9	640	483	72001	1131
B	Total Non-Lead Banks	97	187	129	0	413	6	1	2002	4911	7170	1283764	14083
C	Total N. Banks (A + B)	470	322	242	0	1034	6	2	12093	12835	18127	5575319	43056
24.	Nainital Almora K.G.B.	48	12	1	0	61	0	0	423	224	38	294982	685
25.	Uttaranchal G.B.	112	33	5	0	150	0	1	648	352	67	490512	1067
26.	U. P. Gramin Bank	1	0	0	0	1	0	0	7	0	0	4440	7
D	Total R.R.B.	161	45	6	0	212	0	1	1077	576	105	789934	1758
27.	Co-operative Bank	139	65	26	0	230	0	0	1551	1115	1062	1002158	3728
E	Total Cooperative	139	65	26	0	230	0	0	1551	1115	1062	1002158	3728
F	Total (C+D+E)	770	432	274	0	1476	6	3	14722	14526	19295	7367411	48542
28.	Nainital Bank	21	33	5	0	59	0	0	249	719	119	85721	1087
29.	Axis Bank	3	5	3	0	11	0	0	79	409	250	0	738
30.	ICICI Bank	0	15	7	0	22	0	0	0	0	869	0	869
31.	HDFC Bank	1	10	5	0	16	0	0	5	226	408	0	639
32.	The J & K Bank Ltd.	0	0	1	0	1	0	0	0	0	22	2467	22
33.	Fedral Bank Ltd.	0	0	1	0	1	0	0	0	0	31	2656	31
34.	IndusInd Bank	0	0	1	0	1	0	0	0	0	31	0	31
35.	The Karnataka Bank Ltd.	0	0	2	0	2	0	0	0	0	114	8280	114
36.	Kurmanchal Sehkari Bank	1	1	21	0	23	0	0	0	0	781	23	781
37.	The South Indian Bank Ltd	0	0	1	0	1	0	0	0	0	40	0	40
38.	ING Vasya	1	0	1	0	2	0	0	15	0	44	4500	59
39.	Standard Chartered Bank	0	0	1	0	1	0	0	0	0	49	1	49
40.	YES Bank	0	2	1	0	3	0	0	0	0	30	843	30
41.	Kotak Mahindra	0	1	1	0	2	0	0	0	0	66	1	66
G	Total Private Bank	27	67	51	0	145	0	0	349	1353	2854	104492	4555
H	Total All Bank (F+G)	797	499	325	0	1621	6	3	15071	15879	22148	7471903	53098
	RIDF	0	0	0	0	0	0	0	0	0	0	0	0
	SIDBI	0	0	0	0	0	0	0	0	0	0	0	0
	Total (H+RIDF)	797	499	325	0	1621	6	3	15071	15879	22148	7471903	53098

Contd.

(₹ in Crores)

S. No.	Name of the Bank	Advances														
		From Within State					From Outside State					TOTAL				
		R	S U	U	Total		R	S U	U	Total		R	S U	U	Total	
					No.	Amt.				No.	Amt.				No.	Amt.
1.	S.B.I.	2095	1726	1392	186407	5214	2000	0	622	0	2622	4095	1726	2014	186407	7836
2.	P.N.B.	1082	2335	1560	132887	4978	0	56	0	27	56	1082	2392	1560	132914	5034
3.	B.O.B.	263	910	502	0	1675	0	0	0	0	0	263	910	502	0	1675
A	Total L.B.	3441	4972	3454	319294	11867	2000	56	622	27	2678	5441	5028	4076	319321	14545
4.	O.B.C.	186	523	303	0	1012	0	0	0	0	0	186	523	303	0	1012
5.	U.B.I.	58	310	227	21919	595	0	155	160	19	316	58	466	387	21938	911
6.	Canara Bank	61	217	161	13167	439	0	0	0	0	0	61	217	161	13167	439
7.	C.B.I.	24	107	137	0	268	0	0	14	0	14	24	107	151	0	282
8.	P. & S.B.	62	58	113	8529	233	0	0	0	0	0	62	58	113	8529	233
9.	All. Bank	52	272	157	17151	481	0	0	0	0	0	52	272	157	17151	481
10.	UCO Bank	55	58	55	0	168	0	0	0	0	0	55	58	55	0	168
11.	I.O.B.	64	97	72	0	232	0	0	145	0	145	64	97	217	0	377
12.	S.B. Patiala	0	234	92	20	326	0	0	0	0	0	0	234	92	20	326
13.	Bank of India	9	80	45	5031	135	66	41	0	47	107	75	121	45	5078	241
14.	Syn. Bank	2	37	156	6877	196	0	0	0	0	0	2	37	156	6877	196
15.	Vijaya Bank	0	12	51	4	63	0	0	0	0	0	0	12	51	4	63
16.	Corpn. Bank	0	23	36	0	60	0	0	0	0	0	0	23	36	0	60
17.	Andhra Bank	0	4	31	1030	35	0	0	0	0	0	0	4	31	1030	35
18.	Indian Bank	0	29	18	0	47	0	0	0	0	0	0	29	18	0	47
19.	U.B.I.	0	0	15	543	15	0	0	0	0	0	0	0	15	543	15
20.	S.B. B. & J.	0	0	23	536	23	0	0	0	0	0	0	0	23	536	23
21.	B.O.M.	0	2	13	446	15	0	0	5	3	5	0	2	17	449	20
22.	Dena Bank	0	12	139	8	151	0	0	14	3	14	0	12	153	11	165
23.	IDBI Bank	0	11	17	432	28	0	313	84	136	396	0	323	101	568	424
B	Total N-L.B.	574	2087	1861	75693	4522	66	509	421	208	996	639	2597	2282	75901	5518
C	Total (A + B)	4014	7059	5315	394987	16388	2066	566	1043	235	3675	6080	7625	6358	395222	20063
24.	N.A.K.G.B.	211	155	21	39276	387	0	0	0	0	0	211	155	21	39276	387
25.	U.G.B.	274	231	75	67254	579	0	0	0	0	0	274	231	75	67254	579
26.	U. P. G. B.	3	0	0	586	3	0	0	0	0	0	3	0	0	586	3
D	Total R.R.B.	488	386	96	107116	969	0	0	0	0	0	488	386	96	107116	969
27.	Co-op. Bank	778	484	313	16922	1575	0	0	0	0	0	778	484	313	16922	1575
E	Total Coop.	778	484	313	16922	1575	0	0	0	0	0	778	484	313	16922	1575
F	Total (C+D+E)	5280	7929	5724	519025	18933	2066	566	1043	235	3675	7346	8494	6767	519260	22607
28.	Nainital Bank	136	579	29	36301	744	0	0	0	0	0	136	579	29	36301	744
29.	Axis Bank	65	167	96	0	328	0	0	0	0	0	65	167	96	0	328
30.	ICICI Bank	0	26	181	18032	206	0	0	1021	58	1021	0	26	1202	18090	1227
31.	HDFC Bank	4	99	190	16492	293	0	0	0	0	0	4	99	190	16492	293
32.	J & K Bank	0	0	19	351	19	0	0	0	0	0	0	0	19	351	19
33.	Fedral Bank	0	0	13	234	13	0	0	0	0	0	0	0	13	234	13
34.	IndusInd Bank	0	0	1	0	1	0	0	0	0	0	0	0	1	0	1
35.	Karna. Bank	0	0	24	376	24	0	0	0	0	0	0	0	24	376	24
36.	Kurma.S.Bank	0	0	511	22	511	0	0	0	0	0	0	0	511	22	511
37.	S. Indian Bank	0	0	36	1	36	0	0	0	0	0	0	0	36	1	36
38.	ING Vasya	65	0	3	243	68	0	0	0	0	0	65	0	3	243	68
39.	St. Char. Bank	0	0	0	0	0	0	0	0	0	0	0	0	0	0	0
40.	YES Bank	0	0	0	0	0	0	0	52	3	52	0	0	52	3	52
41.	Kotak Mahi.	0	0	13	1	13	0	0	0	0	0	0	0	13	1	13
G	Total Pvt. Bank	270	871	1114	72053	2256	0	0	1073	61	1073	270	871	2187	72114	3329
H	All Bank (F+G)	5550	8800	6838	591078	21189	2066	566	2117	296	4748	7616	9366	8955	591374	25937
	RIDF	0	0	1588	0	1588	0	0	0	0	0	0	0	1588	0	1588
	SIDBI	0	0	0	0	0	0	0	0	0	0	0	0	0	0	0
	Total (H+RIDF)	5550	8800	8426	591078	22777	2066	566	2117	296	4748	7616	9366	10543	591374	27525

Contd.
(Nos. in Thousand)
(₹ in Crores)

S. No.	Name of the Bank	Agriculture (Direct)														
		Crop Loan					Term Loan					TOTAL				
		R	S	U	Total		R	S	U	Total		R	S	U	Total	
					No.	Amt.				No.	Amt.				No.	Amt.
1.	S.B.I.	396	326	2	46259	725	95	143	1	17028	239	491	469	3	63287	964
2.	P.N.B.	306	113	3	51969	422	154	159	18	15846	331	460	272	21	67815	752
3.	B.O.B.	121	126	1	15242	248	58	129	16	7110	203	179	255	17	22352	452
A	Total L.B.	823	565	6	113470	1394	307	431	35	39984	773	1130	996	41	153454	2168
4.	O.B.C.	59	138	1	6430	198	15	22	3	1087	40	74	160	4	7517	238
5.	U.B.I.	18	42	3	4858	62	12	36	4	3708	52	30	78	7	8566	114
6.	Canara Bank	7	18	1	3488	26	4	8	1	196	13	11	26	1	3684	39
7.	C.B.I.	3	4	0	0	7	2	4	0	5780	6	5	8	0	5780	13
8.	P. & S.B.	10	11	0	1733	22	3	5	0	348	9	14	16	0	2081	30
9.	All. Bank	18	25	0	4091	43	19	46	5	6184	70	37	71	5	10275	114
10.	UCO Bank	12	2	1	2116	15	14	12	0	1349	27	26	14	1	3465	41
11.	I.O.B.	35	2	2	0	40	13	2	0	6810	15	49	4	2	6810	55
12.	S.B. Patiala	0	72	0	273	72	0	30	0	3064	30	0	102	0	3337	102
13.	Bank of India	1	7	0	715	9	0	1	0	302	2	1	9	0	1017	10
14.	Syn. Bank	0	1	0	53	1	0	1	0	53	1	0	2	0	106	2
15.	Vijaya Bank	0	0	0	0	0	0	1	5	136	6	0	1	5	136	6
16.	Corp. Bank	0	0	0	0	0	0	8	0	0	9	0	8	1	0	9
17.	Andhra Bank	0	0	0	0	0	0	0	0	2	0	0	0	0	2	0
18.	Indian Bank	0	14	0	1278	14	0	5	6	205	10	0	18	6	1483	24
19.	U.B.I.	0	0	0	0	0	0	0	3	167	3	0	0	3	167	3
20.	S.B. B. & J.	0	0	0	0	0	0	0	0	0	0	0	0	0	0	0
21.	B.O.M.	0	0	0	0	0	0	0	0	7	0	0	0	0	7	0
22.	Dena Bank	0	0	0	24	0	0	0	0	15	0	0	0	0	39	1
23.	IDBI Bank	0	0	0	0	0	0	0	0	0	0	0	0	0	0	0
B	Total N-L.B.	164	336	8	25059	509	83	182	29	29413	293	247	518	37	54472	802
C	Total (A + B)	987	901	15	138529	1904	390	613	64	69397	1066	1377	1514	79	207926	2970
24.	N.A.K.G.B.	43	33	0	12591	76	47	37	0	9096	84	90	69	0	21687	160
25.	U.G.B.	63	12	0	29477	75	28	8	0	7080	35	90	20	0	36557	111
26.	U. P. G. B.	2	0	0	430	2	1	0	0	91	1	3	0	0	521	3
D	Total R.R.B.	108	45	0	42498	153	76	44	0	16267	120	184	89	0	58765	273
27.	Co-op. Bank	358	238	168	48927	764	66	36	23	21	125	423	275	191	48948	888
E	Total Coop.	358	238	168	48927	764	66	36	23	21	125	423	275	191	48948	888
F	Total (C+D+E)	1453	1184	183	229954	2820	531	694	87	85685	1311	1984	1878	269	315639	4131
28.	Nainital Bank	39	97	0	10101	136	16	31	0	2499	47	55	128	0	12600	183
29.	Axis Bank	54	66	0	0	120	4	66	1	10500	71	57	132	1	10500	190
30.	ICICI Bank	0	0	0	0	0	0	3	8	688	10	0	3	8	688	10
31.	HDFC Bank	3	26	0	493	29	0	12	7	445	19	3	38	7	938	48
32.	J & K Bank	0	0	0	0	0	0	0	0	0	0	0	0	0	0	0
33.	Fedral Bank	0	0	0	0	0	0	0	0	0	0	0	0	0	0	0
34.	IndusInd Bank	0	0	0	0	0	0	0	0	807	0	0	0	0	807	0
35.	Karna. Bank	0	0	0	0	0	0	0	0	0	0	0	0	0	0	0
36.	Kurma.S.Bank	0	0	0	0	0	0	0	0	0	0	0	0	0	0	0
37.	S. Indian Bank	0	0	0	0	0	0	0	21	1	21	0	0	21	1	21
38.	ING Vasya	37	0	0	230	37	3	0	0	10	3	40	0	0	240	40
39.	St. Char. Bank	0	0	0	0	0	0	0	0	0	0	0	0	0	0	0
40.	YES Bank	0	0	0	0	0	0	0	0	0	0	0	0	0	0	0
41.	Kotak Mahi.	0	0	0	0	0	0	0	0	0	0	0	0	0	0	0
G	Total Pvt. Bank	132	190	0	10824	322	23	111	36	14950	171	155	301	37	25774	493
H	All Bank (F+G)	1585	1374	183	240778	3142	555	805	123	100635	1482	2139	2179	306	341413	4624
	RIDF	0	0	0	0	0	0	0	0	0	0	0	0	0	0	0
	SIDBI	0	0	0	0	0	0	0	0	0	0	0	0	0	0	0
	Total (H+RIDF)	1585	1374	183	240778	3142	555	805	123	100635	1482	2139	2179	306	341413	4624

Contd.
(Nos. in Thousand)
(₹ in Crores)

S. No.	Name of the Bank	Agriculture														
		Direct					Indirect					TOTAL				
		R	SU	U	Total		R	SU	U	Total		R	SU	U	Total	
			No.	Amt.				No.	Amt.				No.	Amt.		
1.	S.B.I.	491	469	3	63287	964	0	0	0	0	491	469	3	63287	964	
2.	P.N.B.	460	272	21	67815	752	36	160	13	6105	209	495	432	34	73920	961
3.	B.O.B.	179	255	17	22352	452	13	128	39	1186	180	192	383	56	23538	631
A	Total L.B.	1130	996	41	153454	2168	49	288	52	7291	389	1179	1284	93	160745	2556
4.	O.B.C.	74	160	4	7517	238	9	44	0	233	53	83	204	4	7750	292
5.	U.B.I.	30	78	7	8566	114	0	36	19	60	55	30	114	26	8626	170
6.	Canara Bank	11	26	1	3684	39	0	0	0	0	11	26	1	3684	39	
7.	C.B.I.	5	8	0	5780	13	0	8	0	0	5	16	0	5780	22	
8.	P. & S.B.	14	16	0	2081	30	0	0	0	14	0	14	16	0	2095	31
9.	All. Bank	37	71	5	10275	114	1	14	0	510	15	38	85	6	10785	128
10.	UCO Bank	26	14	1	3465	41	0	0	0	0	26	14	1	3465	41	
11.	I.O.B.	49	4	2	6810	55	1	1	0	0	50	5	3	6810	57	
12.	S.B. Patiala	0	102	0	3337	102	0	2	0	5	0	104	0	3342	104	
13.	Bank of India	1	9	0	1017	10	0	0	0	3	0	9	0	1020	10	
14.	Syn. Bank	0	2	0	106	2	0	0	0	11	0	2	0	117	2	
15.	Vijaya Bank	0	1	5	136	6	0	0	0	0	0	1	5	136	6	
16.	Corpn. Bank	0	8	1	0	9	0	0	0	0	0	8	1	0	9	
17.	Andhra Bank	0	0	0	2	0	0	0	0	0	0	0	0	2	0	
18.	Indian Bank	0	18	6	1483	24	0	1	0	18	1	19	6	1501	25	
19.	U.B.I.	0	0	3	167	3	0	0	0	0	0	0	3	167	3	
20.	S.B. B. & J.	0	0	0	0	0	0	0	0	0	0	0	0	0	0	
21.	B.O.M.	0	0	0	7	0	0	0	0	0	0	0	0	7	0	
22.	Dena Bank	0	0	0	39	1	0	0	0	0	0	0	0	39	1	
23.	IDBI Bank	0	0	0	0	0	0	58	0	16	58	0	58	0	16	58
B	Total N-L.B.	247	518	37	54472	802	12	163	20	870	195	259	681	58	55342	998
C	Total (A + B)	1377	1514	79	207926	2970	61	451	72	8161	584	1438	1965	151	216087	3554
24.	N.A. K.G.B.	90	69	0	21687	160	0	1	5	6	90	70	5	21693	165	
25.	U.G.B.	90	20	0	36557	111	0	0	0	0	90	20	0	36557	111	
26.	U. P. G. B.	3	0	0	521	3	0	0	0	4	3	0	0	525	3	
D	Total R.R.B.	184	89	0	58765	273	0	1	5	10	6	90	5	58775	278	
27.	Co-op. Bank	423	275	191	48948	888	224	81	11	154	315	647	355	201	49102	1203
E	Total Coop.	423	275	191	48948	888	224	81	11	154	315	647	355	201	49102	1203
F	Total (C+D+E)	1984	1878	269	315639	4131	284	532	88	8325	904	2268	2410	357	323964	5035
28.	Nainital Bank	55	128	0	12600	183	15	92	0	1493	107	70	220	0	14093	290
29.	Axis Bank	57	132	1	10500	190	4	6	0	0	61	138	1	10500	200	
30.	ICICI Bank	0	3	8	688	10	0	0	0	2	0	3	8	690	10	
31.	HDFC Bank	3	38	7	938	48	0	14	0	14	3	52	7	952	62	
32.	J & K Bank	0	0	0	0	0	0	0	0	0	0	0	0	0	0	
33.	Fedral Bank	0	0	0	0	0	0	0	0	0	0	0	0	0	0	
34.	IndusInd Bank	0	0	0	807	0	0	0	0	0	0	0	0	807	0	
35.	Karna. Bank	0	0	0	0	0	0	0	1	59	1	0	1	59	1	
36.	Kurma.S.Bank	0	0	0	0	0	0	0	0	0	0	0	0	0	0	
37.	S. Indian Bank	0	0	21	1	21	0	0	0	0	0	0	21	1	21	
38.	ING Vasya	40	0	0	240	40	11	0	0	0	51	0	0	240	51	
39.	St. Char. Bank	0	0	0	0	0	0	0	0	0	0	0	0	0	0	
40.	YES Bank	0	0	0	0	0	0	0	0	1	0	0	0	1	0	
41.	Kotak Mahi.	0	0	0	0	0	0	0	0	0	0	0	0	0	0	
G	Total Pvt. Bank	155	301	37	25774	493	30	112	1	1569	143	185	413	38	27343	635
H	All Bank (F+G)	2139	2179	306	341413	4624	314	644	89	9894	1047	2453	2822	395	351307	5671
	RIDF	0	0	0	0	0	0	0	0	0	0	0	0	0	0	
	SIDBI	0	0	0	0	0	0	0	0	0	0	0	0	0	0	
	Total (H+RIDF)	2139	2179	306	341413	4624	314	644	89	9894	1047	2453	2822	395	351307	5671

Contd.

(₹ in Crores)

S. No.	Name of the Bank	INDUSTRIES (MICRO & SMALL)					SERVICES (MICRO & SMALL)				
		R	S U	U	Total		R	S U	U	Total	
					No.	Amt.				No.	Amt.
1.	S.B.I.	166	367	211	10040	743	437	656	326	45973	1419
2.	P.N.B.	161	495	145	4582	802	144	204	489	13490	837
3.	B.O.B.	4	85	103	969	193	25	88	91	4769	203
A	Total L.B.	331	947	459	15591	1737	606	948	906	64232	2460
4.	O.B.C.	21	53	47	401	121	31	83	99	4607	213
5.	U.B.I.	11	47	59	432	117	11	47	78	4243	136
6.	Canara Bank	18	39	19	175	77	7	73	63	2055	144
7.	C.B.I.	1	14	24	0	39	4	14	27	0	45
8.	P. & S.B.	3	8	6	357	17	14	14	14	2007	43
9.	All. Bank	6	48	24	2249	77	3	49	34	2792	87
10.	UCO Bank	5	9	8	1383	22	12	19	39	2824	70
11.	I.O.B.	6	39	56	0	102	2	13	17	0	32
12.	S.B. Patiala	0	59	21	720	80	0	59	43	757	101
13.	Bank of India	4	4	14	170	22	5	29	6	1240	40
14.	Syn. Bank	1	6	23	952	30	0	5	18	536	22
15.	Vijaya Bank	0	0	23	240	23	0	6	17	408	23
16.	Corpn. Bank	0	3	8	57	11	0	2	4	34	7
17.	Andhra Bank	0	0	2	8	2	0	0	1	81	1
18.	Indian Bank	0	0	0	1	0	0	6	1	200	7
19.	U.B.I.	0	0	5	110	5	0	0	4	191	4
20.	S.B. B. & J.	0	0	1	15	1	0	0	6	143	6
21.	B.O.M.	0	0	0	0	0	0	1	8	60	9
22.	Dena Bank	0	3	0	30	3	0	15	19	23	34
23.	IDBI Bank	0	274	94	111	367	0	6	0	2	6
B	Total N-L.B.	77	607	434	7411	1118	91	440	501	22203	1032
C	Total (A + B)	408	1554	893	23002	2855	697	1388	1407	86435	3492
24.	N.A.K.G.B.	12	11	1	1410	24	61	38	8	7998	107
25.	U.G.B.	21	18	6	4147	45	94	95	25	11385	214
26.	U. P. G. B.	0	0	0	0	0	0	0	0	5	0
D	Total R.R.B.	33	29	7	5557	69	154	133	34	19388	321
27.	Co-op. Bank	23	27	187	88	237	316	77	333	30407	727
E	Total Coop.	23	27	187	88	237	316	77	333	30407	727
F	Total (C+D+E)	464	1610	1087	28647	3162	1168	1598	1774	136230	4540
28.	Nainital Bank	11	55	1	1482	67	45	95	4	6854	144
29.	Axis Bank	0	13	10	0	23	0	0	18	0	18
30.	ICICI Bank	0	0	11	300	11	0	5	54	1338	59
31.	HDFC Bank	1	2	13	155	15	0	5	24	1517	29
32.	J & K Bank	0	0	0	4	0	0	0	13	54	13
33.	Fedral Bank	0	0	0	1	0	0	0	2	24	2
34.	IndusInd Bank	0	0	0	0	0	0	0	1	1214	1
35.	Karna. Bank	0	0	3	6	3	0	4	2	105	6
36.	Kurma.S.Bank	0	0	0	0	0	0	0	0	0	0
37.	S. Indian Bank	0	0	4	1	4	0	0	8	1	8
38.	ING Vasya	0	0	0	0	0	0	0	0	0	0
39.	St. Char. Bank	0	0	0	0	0	0	0	0	0	0
40.	YES Bank	0	0	0	0	0	0	0	0	0	0
41.	Kotak Mahi.	0	0	0	0	0	0	4	0	4	4
G	Total Pvt. Bank	12	71	42	1949	124	45	113	125	11111	284
H	All Bank (F+G)	476	1681	1129	30596	3286	1213	1711	1900	147341	4824
	RIDF	0	0	0	0	0	0	0	0	0	0
	SIDBI	0	0	0	0	0	0	0	0	0	0
	Total (H+RIDF)	476	1681	1129	30596	3286	1213	1711	1900	147341	4824

Contd.

(₹ in Crores)

S. No.	Name of the Bank	OTHERS (Housing Loans upto ₹ 20 lacs, Education Loan upto ₹ 10 lacs with in India and upto ₹ 20 lacs abroad)					TOTAL \$ PSA				
		R	SU	U	Total		R	SU	U	Total	
					No.	Amt.				No.	Amt.
1.	S.B.I.	117	176	675	11125	968	1211	1668	1215	130425	4094
2.	P.N.B.	23	19	151	5986	193	824	1150	820	97978	2794
3.	B.O.B.	16	71	94	4587	181	236	628	344	33863	1208
A	Total L.B.	156	266	920	21698	1342	2272	3445	2378	262266	8095
4.	O.B.C.	23	52	70	3069	145	160	391	221	15827	771
5.	U.B.I.	12	46	77	4652	136	64	254	241	17953	558
6.	Canara Bank	3	29	39	1985	70	39	167	123	7899	329
7.	C.B.I.	7	13	32	0	51	18	57	83	5780	158
8.	P. & S.B.	13	8	22	932	43	44	45	43	5391	133
9.	All. Bank	3	56	42	2606	100	50	237	105	18432	392
10.	UCO Bank	0	11	24	417	35	43	53	73	8089	169
11.	I.O.B.	2	16	5	0	22	60	73	81	6810	213
12.	S.B. Patiala	0	0	0	0	0	0	222	63	4819	285
13.	Bank of India	1	10	9	644	21	12	53	29	3074	93
14.	Syn. Bank	1	6	77	1375	84	2	19	118	2980	139
15.	Vijaya Bank	0	0	0	0	0	0	7	44	784	52
16.	Corpn. Bank	0	4	12	171	16	0	18	25	262	43
17.	Andhra Bank	0	1	16	283	17	0	1	19	374	20
18.	Indian Bank	0	2	0	89	2	0	27	8	1791	35
19.	U.B.I.	0	0	0	0	0	0	0	12	468	12
20.	S.B. B. & J.	0	0	0	0	0	0	0	7	158	7
21.	B.O.M.	0	0	3	69	3	0	1	12	136	13
22.	Dena Bank	0	3	7	204	11	0	21	28	296	49
23.	IDBI Bank	0	1	0	8	1	0	338	94	137	432
B	Total N-L.B.	64	257	436	16504	757	491	1984	1428	101460	3904
C	Total (A + B)	220	523	1356	38202	2099	2763	5430	3807	363726	11999
24.	N.A.K.G.B.	17	15	3	3304	35	180	134	18	34405	331
25.	U.G.B.	24	48	20	4472	92	229	180	52	56561	461
26.	U. P. G. B.	0	0	0	38	0	3	0	0	568	3
D	Total R.R.B.	41	63	23	7814	127	412	314	69	91534	795
27.	Co-op. Bank	22	25	23	0	69	1008	484	745	79597	2237
E	Total Coop.	22	25	23	0	69	1008	484	745	79597	2237
F	Total (C+D+E)	283	610	1402	46016	2295	4183	6228	4620	534857	15032
28.	Nainital Bank	12	56	6	2493	73	137	426	12	24922	575
29.	Axis Bank	0	0	0	0	0	61	151	29	10500	242
30.	ICICI Bank	0	0	56	1218	56	0	8	128	3546	136
31.	HDFC Bank	0	0	2	111	2	4	59	45	2735	108
32.	J & K Bank	0	0	0	0	0	0	0	13	58	13
33.	Fedral Bank	0	0	6	72	6	0	0	8	97	8
34.	IndusInd Bank	0	0	0	0	0	0	0	1	2021	1
35.	Karna. Bank	0	0	5	78	5	0	4	11	248	15
36.	Kurma.S.Bank	0	0	0	0	0	0	0	0	0	0
37.	S. Indian Bank	0	0	0	0	0	0	0	32	3	32
38.	ING Vasya	0	0	0	0	0	51	0	0	240	51
39.	St. Char. Bank	0	0	0	0	0	0	0	0	0	0
40.	YES Bank	0	0	0	0	0	0	0	0	1	0
41.	Kotak Mahi.	0	0	2	32	2	0	4	2	36	6
G	Total Pvt. Bank	12	56	77	4004	144	253	652	282	44407	1188
H	All Bank (F+G)	295	666	1478	50020	2439	4436	6881	4902	579264	16219
	RIDF	0	0	0	0	0	0	0	0	0	0
	SIDBI	0	0	0	0	0	0	0	0	0	0
	Total (H+RIDF)	295	666	1478	50020	2439	4436	6881	4902	579264	16219

Contd.

(₹ in Crores)

S. No.	Name of the Bank	ADV. TO W/S					DIR ADV.					POPULATION-WISE CD RATIO			
		R	S U	U	Total		R	S U	U	Total		R	S U	U	Total
					No.	Amt.				No.	Amt.				
1.	S.B.I.	589	350	297	3943	1236	11.85	0.01	0.00	239	11.86	53	49	40	48
2.	P.N.B.	365	233	66	57784	665	6.83	0.33	0.00	808	7.16	57	76	35	53
3.	B.O.B.	133	31	168	17538	332	0.31	2.23	0.02	335	2.56	61	74	36	55
A	Total L.B.	1088	615	530	79265	2233	18.99	2.56	0.02	1382	21.58	54	63	37	50
4.	O.B.C.	63	124	15	9062	202	0.02	0.02	0.00	29	0.04	29	59	37	43
5.	U.B.I.	27	41	11	9535	79	0.27	0.85	0.10	696	1.22	24	64	22	34
6.	Canara Bank	5	22	4	2926	31	10.00	0.00	0.00	304	10.00	37	71	36	48
7.	C.B.I.	0	1	2	0	4	0.00	0.00	0.00	0	0.00	20	34	28	29
8.	P. & S.B.	8	7	7	1890	22	0.00	0.00	0.00	0	0.00	20	36	36	30
9.	All. Bank	27	59	13	8019	98	0.01	0.15	0.02	130	0.18	49	70	34	51
10.	UCO Bank	20	1	23	2309	43	2.00	0.00	0.00	82	2.00	26	45	21	28
11.	I.O.B.	26	48	31	0	105	0.02	0.07	0.01	0	0.10	64	18	47	34
12.	S.B. Patiala	0	7	6	63	14	0.00	0.16	0.50	28	0.66	0	123	37	74
13.	Bank of India	0	3	2	358	6	0.00	0.03	0.07	3	0.10	230	44	23	48
14.	Syn. Bank	1	10	55	1395	67	0.00	0.00	0.00	0	0.00	16	46	39	39
15.	Vijaya Bank	0	4	5	106	8	0.00	1.00	0.00	8	1.00	0	39	53	50
16.	Corpn. Bank	0	1	0	425	1	0.00	0.13	0.03	30	0.16	0	156	30	44
17.	Andhra Bank	0	0	2	0	2	0.00	0.00	0.00	0	0.00	0	10	0	34
18.	Indian Bank	0	6	3	558	8	0.00	0.00	0.00	0	0.00	0	31	17	24
19.	U.B.I.	0	0	3	76	3	0.00	0.00	0.00	0	0.00	0	0	20	20
20.	S.B. B. & J.	0	0	0	8	0	0.00	0.00	0.02	28	0.02	0	0	35	35
21.	B.O.M.	0	0	1	38	1	0.00	0.00	0.00	0	0.00	0	27	37	35
22.	Dena Bank	0	0	1	60	1	0.00	0.00	0.00	0	0.00	0	19	50	45
23.	IDBI Bank	0	0	0	0	0	0.00	0.00	0.00	0	0.00	3	51	21	38
B	Total N-L.B.	177	334	184	36828	695	12.32	2.41	0.75	1338	15.48	32	53	32	39
C	Total (A + B)	1265	949	714	116093	2928	31.31	4.97	0.77	2720	37.06	50	59	35	47
24.	N.A.K.G.B.	101	55	3	20428	159	0.00	0.00	0.00	0	0.00	50	70	56	57
25.	U.G.B.	87	16	80	38972	183	0.00	0.00	0.00	0	0.00	42	65	111	54
26.	U. P. G. B.	3	0	0	539	3	0.00	0.00	0.00	0	0.00	44	0	0	44
D	Total R.R.B.	191	71	83	59939	344	0.00	0.00	0.00	0	0.00	45	67	91	55
27.	Co-op. Bank	306	190	1	47343	497	0.00	0.00	0.00	0	0.00	50	43	29	42
E	Total Coop.	306	190	1	47343	497	0.00	0.00	0.00	0	0.00	50	43	29	42
F	Total (C+D+E)	1762	1209	798	223375	3769	31.31	4.97	0.77	2720	37.06	50	58	35	47
28.	Nainital Bank	41	55	2	9048	97	1.17	1.62	0.15	2148	2.94	55	81	24	68
29.	Axis Bank	3	57	1	0	62	0.00	0.00	0.00	0	0.00	82	41	38	44
30.	ICICI Bank	0	1	6	346	7	0.00	0.00	0.00	0	0.00	0	0	138	141
31.	HDFC Bank	0	2	2	463	3	0.00	0.00	0.00	0	0.00	74	44	46	46
32.	J & K Bank	0	0	0	0	0	0.00	0.00	0.00	0	0.00	0	0	83	83
33.	Fedral Bank	0	0	0	0	0	0.00	0.00	0.00	0	0.00	0	0	42	42
34.	IndusInd Bank	0	0	5	550	5	0.00	0.00	0.00	0	0.00	0	0	3	3
35.	Karna. Bank	0	0	1	14	1	0.00	0.00	0.00	0	0.00	0	0	21	21
36.	Kurma.S.Bank	0	0	0	0	0	0.00	0.00	0.00	0	0.00	0	0	65	65
37.	S. Indian Bank	0	0	0	0	0	0.00	0.00	0.00	0	0.00	0	0	91	91
38.	ING Vasya	0	0	0	0	0	0.00	0.00	0.00	0	0.00	432	0	6	114
39.	St. Char. Bank	0	0	0	0	0	0.00	0.00	0.00	0	0.00	0	0	0	0
40.	YES Bank	0	0	0	0	0	0.00	0.00	0.00	0	0.00	0	0	175	175
41.	Kotak Mahi.	0	0	1	2	1	0.00	0.00	0.00	0	0.00	0	0	20	20
G	Total Pvt. Bank	44	115	17	10423	175	1.17	1.62	0.15	2148	2.94	77	64	77	73
H	All Bank (F+G)	1806	1324	814	233798	3944	32.48	6.59	0.92	4868	40.00	51	59	40	49
	RIDF	0	0	0	0	0	0.00	0.00	0.00	0	0.00	0	0	0	0
	SIDBI	0	0	0	0	0	0.00	0.00	0.00	0	0.00	0	0	0	0
	Total (H+RIDF)	1806	1324	814	233798	3944	32.48	6.59	0.92	4868	40.00	51	59	48	52

**ANNUAL CREDIT PLAN
SECTOR WISE ACHIEVEMENTS OF ALL BANKS
PRIORITY SECTOR ADVANCE**

FROM 01.04.2011 TO 31.12.2011

(₹ in Lacs)

S. No.	Name of the Bank	AGRICULTURE				INDUSTRIES					
		Targets		Achievement		%age	Targets		Achievement		%age
		No.	Amt.	No.	Amt.		No.	Amt.	No.	Amt.	
1.	State Bank of India	0	68253	17139	51849	76	0	35886	239	20304	57
2.	Punjab National Bank	0	28401	16338	20869	73	0	19331	499	9180	47
3.	Bank of Baroda	0	27305	133	21847	80	0	14817	19	11183	75
A	Total Lead Banks	0	123958	33610	94565	76	0	70034	757	40667	58
4.	Oriental Bank of Comm.	0	11185	1699	8627	77	0	11275	66	3353	30
5.	Union Bank of India	0	5076	1754	3442	68	0	4926	1249	1951	40
6.	Canara Bank	0	3025	0	2611	86	0	5007	0	3512	70
7.	Central Bank of India	0	2928	1224	1496	51	0	6492	135	4594	71
8.	Punjab & Sind Bank	0	3413	314	682	20	0	2287	72	392	17
9.	Allahabad Bank	0	4190	1191	2847	68	0	3720	161	661	18
10.	UCO Bank	0	2756	0	562	20	0	3731	0	0	0
11.	Indian Overseas Bank	0	3882	0	1080	28	0	2210	0	990	45
12.	State Bank of Patiala	0	4854	428	990	20	0	5391	23	105	2
13.	Bank of India	0	920	234	423	46	0	1683	60	245	15
14.	Syndicate Bank	0	1067	38	40	4	0	1004	270	949	94
15.	Vijaya Bank	0	64	0	0	0	0	605	0	0	0
16.	Corporation Bank	0	367	148	245	67	0	452	152	379	84
17.	Andhra Bank	0	130	2	6	5	0	462	17	406	88
18.	Indian Bank	0	758	1498	201	27	0	675	0	1	0
19.	United Bank of India	0	332	167	326	98	0	440	110	292	66
20.	State Bank of B & J	0	5	0	0	0	0	244	16	51	21
21.	Bank of Maharashtra	0	256	0	85	33	0	455	0	0	0
22.	Dena Bank	0	314	10	35	11	0	509	11	63	12
23.	IDBI Bank	0	464	5	298	64	0	1167	29	1876	161
B	Total Non-Lead Banks	0	45988	8712	23996	52	0	52735	2371	19819	38
C	Total N. Banks (A + B)	0	169946	42322	118561	70	0	122769	3128	60486	49
24.	Nainital Almora K.G.B.	0	17831	3136	12330	69	0	2732	186	1931	71
25.	Uttaranchal G.B.	0	7273	21823	5586	77	0	1308	488	1153	88
26.	U. P. Gramin Bank	0	289	138	93	32	0	0	0	0	0
D	Total R.R.B.	0	25393	25097	18009	71	0	4041	674	3084	76
27.	Co-operative Bank	0	72533	63337	55444	76	0	1337	35	888	66
E	Total Cooperative	0	72533	63337	55444	76	0	1337	35	888	66
F	Total (C+D+E)	0	267872	130756	192014	72	0	128147	3837	64458	50
28.	Nainital Bank	0	19534	1528	13151	67	0	15540	449	4998	32
29.	Axis Bank	0	0	0	7985	0	0	0	0	1309	0
30.	ICICI Bank	0	0	0	723	0	0	0	0	585	0
31.	HDFC Bank	0	0	414	1358	0	0	0	45	605	0
32.	The J & K Bank Ltd.	0	0	0	0	0	0	0	0	0	0
33.	Fedral Bank Ltd.	0	0	0	0	0	0	0	0	0	0
34.	IndusInd Bank	0	0	339	919	0	0	0	356	3151	0
35.	The Karnataka Bank Ltd.	0	0	59	86	0	0	0	6	303	0
36.	Kurmanchal Sehkari Bank	0	0	0	54	0	0	0	0	16150	0
37.	The South Indian Bank Ltd	0	0	0	0	0	0	0	0	0	0
38.	ING Vasya	0	0	0	0	0	0	0	0	0	0
39.	Standard Chartered Bank	0	0	0	0	0	0	0	0	0	0
40.	YES Bank	0	0	0	0	0	0	0	0	0	0
41.	Kotak Mahindra	0	0	0	0	0	0	0	0	0	0
G	Total Private Bank	0	19534	2340	24276	124	0	15540	856	27101	174
H	Total All Bank (F+G)	0	287406	133096	216290	75	0	143687	4693	91559	64

Contd.

(₹ in Lacs)

S. No.	Name of the Bank	SERVICES					TOTAL PSA				
		Targets		Achievement		%age	Targets		Achievement		%age
		No.	Amt.	No.	Amt.		No.	Amt.	No.	Amt.	
1.	State Bank of India	0	69293	3706	43307	62	0	173432	21084	115459	67
2.	Punjab National Bank	0	30307	3810	11339	37	0	78038	20647	41388	53
3.	Bank of Baroda	0	13240	223	3796	29	0	55361	375	36826	67
A	Total Lead Banks	0	112839	7739	58441	52	0	306831	42106	193674	63
4.	Oriental Bank of Comm.	0	13281	636	10016	75	0	35741	2401	21995	62
5.	Union Bank of India	0	10134	1096	2047	20	0	20136	4099	7440	37
6.	Canara Bank	0	8930	2055	6592	74	0	16962	2055	12715	75
7.	Central Bank of India	0	6351	333	3611	57	0	15771	1692	9700	62
8.	Punjab & Sind Bank	0	4601	218	1771	38	0	10301	604	2845	28
9.	Allahabad Bank	0	6447	114	2505	39	0	14358	1466	6013	42
10.	UCO Bank	0	3353	0	0	0	0	9840	0	562	6
11.	Indian Overseas Bank	0	4656	0	2633	57	0	10748	0	4703	44
12.	State Bank of Patiala	0	4546	100	197	4	0	14791	551	1292	9
13.	Bank of India	0	3944	336	1295	33	0	6547	630	1963	30
14.	Syndicate Bank	0	3530	234	977	28	0	5602	542	1966	35
15.	Vijaya Bank	0	1185	0	0	0	0	1854	0	0	0
16.	Corporation Bank	0	1201	1052	522	43	0	2019	1352	1146	57
17.	Andhra Bank	0	611	41	148	24	0	1202	60	559	47
18.	Indian Bank	0	1504	153	1121	75	0	2937	1651	1323	45
19.	United Bank of India	0	801	191	422	53	0	1573	468	1040	66
20.	State Bank of B & J	0	578	260	196	34	0	827	276	247	30
21.	Bank of Maharashtra	0	892	0	300	34	0	1603	0	385	24
22.	Dena Bank	0	822	15	1257	153	0	1645	36	1355	82
23.	IDBI Bank	0	1015	0	0	0	0	2645	34	2175	82
B	Total Non-Lead Banks	0	78382	6834	35609	45	0	177104	17917	79424	45
C	Total N. Banks (A + B)	0	191221	14573	94050	49	0	483936	60023	273097	56
24.	Nainital Almora K.G.B.	0	7445	1772	4348	58	0	28008	5094	18609	66
25.	Uttaranchal G.B.	0	10425	1692	4340	42	0	19006	24003	11079	58
26.	U. P. Gramin Bank	0	42	1	0	1	0	331	139	93	28
D	Total R.R.B.	0	17911	3465	8689	49	0	47345	29236	29782	63
27.	Co-operative Bank	0	23779	5398	20349	86	0	97650	68770	76681	79
E	Total Cooperative	0	23779	5398	20349	86	0	97650	68770	76681	79
F	Total (C+D+E)	0	232912	23436	123088	53	0	628931	158029	379560	60
28.	Nainital Bank	0	14862	857	5736	39	0	49937	2834	23885	48
29.	Axis Bank	0	0	0	0	0	0	0	0	9294	0
30.	ICICI Bank	0	0	0	2889	0	0	0	0	4197	0
31.	HDFC Bank	0	0	503	1182	0	0	0	962	3145	0
32.	The J & K Bank Ltd.	0	0	0	0	0	0	0	0	0	0
33.	Fedral Bank Ltd.	0	0	3	25	0	0	0	3	25	0
34.	IndusInd Bank	0	0	0	0	0	0	0	695	4071	0
35.	The Karnataka Bank Ltd.	0	0	161	522	0	0	0	226	911	0
36.	Kurmanchal Sehkari Bank	0	0	0	2659	0	0	0	0	18862	0
37.	The South Indian Bank Ltd	0	0	0	0	0	0	0	0	0	0
38.	ING Vasya	0	0	0	0	0	0	0	0	0	0
39.	Standard Chartered Bank	0	0	0	0	0	0	0	0	0	0
40.	YES Bank	0	0	0	0	0	0	0	0	0	0
41.	Kotak Mahindra	0	0	14	78	0	0	0	14	78	0
G	Total Private Bank	0	14862	1538	13091	88	0	49937	4734	64468	129
H	Total All Bank (F+G)	0	247775	24974	136179	55	0	678868	162763	444028	65

**ANNUAL CREDIT PLAN
SECTOR WISE ACHIEVEMENTS OF ALL BANKS
NON-PRIORITY SECTOR ADVANCE**

FROM 01.04.2011 TO 31.12.2011

(₹ in Lacs)

S. No.	Name of the Bank	INDUSTRIES		SERVICES		TOTAL NON-PSA	
		No.	Amt.	No.	Amt.	No.	Amt.
1.	State Bank of India	423	4258.31	4284	18707.58	4707	22965.89
2.	Punjab National Bank	578	15926.54	898	16727.11	1476	32653.65
3.	Bank of Baroda	412	10962.00	586	14324.00	998	25286.00
A	Total Lead Banks	1413	31146.85	5768	49758.69	7181	80905.54
4.	Oriental Bank of Comm.	3	254.00	0	0.00	3	254.00
5.	Union Bank of India	0	0.00	325	968.17	325	968.17
6.	Canara Bank	11	3768.89	17	909.72	28	4678.61
7.	Central Bank of India	0	4585.97	0	466.84	0	5052.81
8.	Punjab & Sind Bank	5	10.00	98	132.94	103	142.94
9.	Allahabad Bank	4	491.86	236	173.97	240	665.83
10.	UCO Bank	76	174.00	74	87.00	150	261.00
11.	Indian Overseas Bank	0	392.00	0	117.00	0	509.00
12.	State Bank of Patiala	22	29.92	69	58.81	91	88.73
13.	Bank of India	64	223.27	483	1133.76	547	1357.03
14.	Syndicate Bank	32	115.73	527	878.89	559	994.62
15.	Vijaya Bank	23	920.44	271	1080.50	294	2000.94
16.	Corporation Bank	92	1193.68	98	683.36	190	1877.04
17.	Andhra Bank	0	0.00	155	327.07	155	327.07
18.	Indian Bank	0	0.00	0	0.00	0	0.00
19.	United Bank of India	0	0.00	70	96.00	70	96.00
20.	State Bank of B & J	15	85.00	241	1210.00	256	1295.00
21.	Bank of Maharashtra	0	0.00	242	6.63	242	6.63
22.	Dena Bank	5	230.50	13	1935.00	18	2165.50
23.	IDBI Bank	47	1276.00	0	0.00	47	1276.00
B	Total Non-Lead Banks	399	13751.26	2919	10265.66	3318	24016.92
C	Total N. Banks (A + B)	1812	44898.11	8687	60024.35	10499	104922.46
24.	Nainital Almora K.G.B.	0	0.00	1385	2236.93	1385	2236.93
25.	Uttaranchal G.B.	0	0.00	1693	11819.25	1693	11819.25
26.	U. P. Gramin Bank	0	0.00	7	7.18	7	7.18
D	Total R.R.B.	0	0.00	3085	14063.36	3085	14063.36
27.	Co-operative Bank	16	23988.42	2259	18904.73	2275	42893.15
E	Total Cooperative	16	23988.42	2259	18904.73	2275	42893.15
F	Total (C+D+E)	1828	68886.53	14031	92992.44	15859	161878.97
28.	Nainital Bank	32	106.00	181	262.00	213	368.00
29.	Axis Bank	0	387.09	0	0.00	0	387.09
30.	ICICI Bank	0	0.00	6131	14764.00	6131	14764.00
31.	HDFC Bank	0	0.00	3506	43601.27	3506	43601.27
32.	The J & K Bank Ltd.	0	0.00	0	0.00	0	0.00
33.	Fedral Bank Ltd.	0	0.00	0	0.00	0	0.00
34.	IndusInd Bank	0	0.00	1966	1169.77	1966	1169.77
35.	The Karnataka Bank Ltd.	0	0.00	328	989.88	328	989.88
36.	Kurmanchal Sehkari Bank	0	0.00	0	0.00	0	0.00
37.	The South Indian Bank Ltd	0	0.00	0	0.00	0	0.00
38.	ING Vasya	0	0.00	3	1750.00	3	1750.00
39.	Standard Chartered Bank	0	0.00	0	0.00	0	0.00
40.	YES Bank	0	0.00	0	0.00	0	0.00
41.	Kotak Mahindra	0	0.00	165	688.00	165	688.00
G	Total Private Bank	32	493.09	12280	63224.92	12312	63718.01
H	Total All Bank (F+G)	1860	69379.62	26311	156217.36	28171	225596.98

**KISAN CREDIT CARD SCHEME
POSITION AS ON **31ST DEC. 2011****

FROM 01.04.2011 TO 31.12.2011

(₹ in Lacs)

S. No.	Name of the Bank	Yearly Targets	Card Issued	Limit Sanctioned	Disbursement	% Ach. of Target	Cumulative Position since inception	
			No.	Amount	Amount		No.	Amount
1.	State Bank of India	23550	17864	19148.95	18877.10	75.86	127027	105196.72
2.	Punjab National Bank	14330	8303	10028.19	8566.71	57.94	81811	58059.06
3.	Bank of Baroda	5440	8899	16411.22	14711.00	163.58	25346	34326.00
A	Total Lead Banks	43320	35066	45588.36	42154.81	80.95	234184	197581.78
4.	Oriental Bank of Comm.	4865	2399	7226.26	5862.96	49.31	16430	20487.00
5.	Union Bank of India	3775	877	1472.04	1462.26	23.23	7119	7585.55
6.	Canara Bank	2585	2153	1335.00	1120.00	83.29	2760	1309.63
7.	Central Bank of India	2515	233	209.24	189.84	9.26	904	821.26
8.	Punjab & Sind Bank	2085	210	522.00	260.00	10.07	1247	1007.00
9.	Allahabad Bank	2550	420	794.04	751.87	16.47	3404	4345.89
10.	UCO Bank	1805	185	142.30	142.30	10.25	966	734.93
11.	Indian Overseas Bank	3116	2193	3877.00	3877.00	70.38	4570	5737.00
12.	State Bank of Patiala	2305	461	746.76	746.76	20.00	3178	4358.51
13.	Bank of India	1685	183	450.25	339.95	10.86	616	739.95
14.	Syndicate Bank	861	72	24.60	24.60	8.36	151	56.90
15.	Vijaya Bank	13	0	0.00	0.00	0.00	0	0.00
16.	Corporation Bank	250	6	11.90	11.90	2.40	15	22.00
17.	Andhra Bank	300	0	0.00	0.00	0.00	0	0.00
18.	Indian Bank	1100	596	339.88	339.88	54.18	1278	1399.87
19.	United Bank of India	250	0	0.00	0.00	0.00	0	0.00
20.	State Bank of B & J	0	0	0.00	0.00	0.00	0	0.00
21.	Bank of Maharashtra	250	0	0.00	0.00	0.00	0	0.00
22.	Dena Bank	400	16	9.00	6.00	4.00	54	65.58
23.	IDBI Bank	130	0	0.00	0.00	0.00	0	0.00
B	Total Non-Lead Banks	30840	10004	17160.27	15135.32	32.44	42692	48671.07
C	Total N. Banks (A + B)	74160	45070	62748.63	57290.13	60.77	276876	246252.85
24.	Nainital Almora K.G.B.	5200	1685	2042.75	1965.85	32.40	12255	12583.57
25.	Uttaranchal G.B.	8700	4533	1750.39	1610.12	52.10	26105	6840.00
26.	U. P. Gramin Bank	200	66	92.92	92.92	33.00	622	404.98
D	Total R.R.B.	14100	6284	3886.06	3668.89	44.57	38982	19828.55
27.	Co-operative Bank	105000	35323	9552.52	5945.30	33.64	381928	103461.70
E	Total Cooperative	105000	35323	9552.52	5945.30	33.64	381928	103461.70
F	Total (C+D+E)	193260	86677	76187.21	66904.32	44.85	697786	369543.10
28.	Nainital Bank	4210	1183	3789.00	3607.00	28.10	9232	12073.10
29.	Axis Bank	950	361	1744.38	1744.37	38.00	1833	14918.68
30.	ICICI Bank	830	0	0.00	0.00	0.00	44	53.78
31.	HDFC Bank	600	430	1515.05	1515.05	71.67	670	4779.06
32.	The J & K Bank Ltd.	0	0	0.00	0.00	0.00	0	0.00
33.	Fedral Bank Ltd.	0	0	0.00	0.00	0.00	0	0.00
34.	IndusInd Bank	0	0	0.00	0.00	0.00	0	0.00
35.	The Karnataka Bank Ltd.	0	0	0.00	0.00	0.00	0	0.00
36.	Kurmanchal Sehkari Bank	0	0	0.00	0.00	0.00	0	0.00
37.	The South Indian Bank Ltd	0	0	0.00	0.00	0.00	0	0.00
38.	ING Vasya	50	240	1700.00	1700.00	480.00	0	0.00
39.	Standard Chartered Bank	0	0	0.00	0.00	0.00	0	0.00
40.	YES Bank	50	0	0.00	0.00	0.00	0	0.00
41.	Kotak Mahindra	50	0	0.00	0.00	0.00	0	0.00
G	Total Private Bank	6740	2214	8748.43	8566.42	32.85	11779	31824.62
H	Total All Bank (F+G)	200000	88891	84935.64	75470.74	44.45	709565	401367.72

**CREDIT FLOW TO AGRICULTURE SECTOR :
PROGRESS MADE UPTO THE MONTH OF *DEC. 2011***

FROM 01.04.2011 TO 31.12.2011

(₹ in Lacs)

S. No.	Name of the Bank	Nos. of Semi-urban & Rural Brs.	Disbursement/Loans issued (1)						New Farmers (2)		
			Crop Loan		Term Loan		Total		Total Target	Actual against Target	Actual per branch
			No.	Amt.	No.	Amt.	No.	Amt.			
1.	State Bank of India	303	17864	18877.10	7232	16972.15	25096	35849.25	5353	5637	19
2.	Punjab National Bank	144	8303	8566.71	5754	6898.00	14057	15464.71	0	18609	129
3.	Bank of Baroda	61	8899	14711.00	1688	5437.28	10587	20148.28	109	2693.55	44
A	Total Lead Banks	508	35066	42154.81	14674	29307.43	49740	71462.24	5462	26940	53
4.	Oriental Bank of Comm.	46	2399	5862.96	371	787.36	2770	6650.32	568	4065.25	88
5.	Union Bank of India	37	877	1462.26	878	1979.87	1755	3442.13	1594	1048	28
6.	Canara Bank	31	2153	1120.00	0	0.00	2153	1120.00	4191	464	15
7.	Central Bank of India	20	233	189.84	85	674.21	318	864.05	0	177	9
8.	Punjab & Sind Bank	19	210	260.00	103	251.00	313	511.00	0	427	22
9.	Allahabad Bank	24	420	751.87	0	0.00	420	751.87	198	422.36	18
10.	UCO Bank	16	185	142.30	0	0.00	185	142.30	0	0	0
11.	Indian Overseas Bank	22	2193	3877.00	0	1090.00	2193	4967.00	1400	0	0
12.	State Bank of Patiala	14	461	746.76	333	796.04	794	1542.80	0	36	3
13.	Bank of India	21	183	339.95	23	11.00	206	350.95	85	39	2
14.	Syndicate Bank	9	72	24.60	10	7.74	82	32.34	0	29	3
15.	Vijaya Bank	1	0	0.00	0	0.00	0	0.00	0	0	0
16.	Corporation Bank	3	6	11.90	0	0.00	6	11.90	0	0	0
17.	Andhra Bank	5	0	0.00	2	6.00	2	6.00	0	0	0
18.	Indian Bank	5	596	339.88	0	0.00	596	339.88	0	0	0
19.	United Bank of India	0	0	0.00	167	326.00	167	326.00	0	0	0
20.	State Bank of B & J	0	0	0.00	0	0.00	0	0.00	0	0	0
21.	Bank of Maharashtra	0	0	0.00	0	0.00	0	0.00	0	0	0
22.	Dena Bank	2	16	6.00	0	0.00	16	6.00	0	0	0
23.	IDBI Bank	9	0	0.00	0	0.00	0	0.00	0	0	0
B	Total Non-Lead Banks	284	10004	15135.32	1972	5929.22	11976	21064.54	8036	6708	24
C	Total N. Banks (A+B)	792	45070	57290.13	16646	35236.65	61716	92526.78	13498	33647	42
24.	Nainital Almora K.G.B.	60	1685	1965.85	1368	1881.75	3053	3847.60	0	1717	29
25.	Uttaranchal G.B.	145	4533	1610.12	2131	1386.10	6664	2996.22	0	6664	46
26.	U. P. Gramin Bank	1	66	92.92	1	0.25	67	93.17	0	67	67
D	Total R.R.B.	206	6284	3668.89	3500	3268.10	9784	6936.99	0	8448	41
27.	Co-operative Bank	204	35323	5945.30	2140	4746.10	37463	10691.40	5518	959.53	5
E	Total Cooperative	204	35323	5945.30	2140	4746.10	37463	10691.40	5518	960	5
F	Total (C+D+E)	1202	86677	66904.32	22286	43250.85	108963	110155.17	19016	43055	36
28.	Nainital Bank	54	1183	3607.00	223	4362.00	1406	7969.00	0	1406	26
29.	Axis Bank	8	361	1744.37	21	35.20	382	1779.57	0	151	19
30.	ICICI Bank	15	0	0.00	203	283.00	203	283.00	0	0	0
31.	HDFC Bank	11	430	1515.05	0	0.00	430	1515.05	0	0	0
32.	The J & K Bank Ltd.	0	0	0.00	0	0.00	0	0.00	0	0	0
33.	Fedral Bank Ltd.	0	0	0.00	0	0.00	0	0.00	0	0	0
34.	IndusInd Bank	0	0	0.00	339	919.35	339	919.35	0	0	0
35.	The Karnataka Bank Ltd.	0	0	0.00	59	85.55	59	85.55	0	79.14	0
36.	Kurmanchal Sehkar Bank	2	0	0.00	0	0.00	0	0.00	0	0	0
37.	The South Indian Bank Ltd	0	0	0.00	0	0.00	0	0.00	0	0	0
38.	ING Vasya	1	240	1700.00	0	0.00	240	1700.00	0	0	0
39.	Standard Chartered Bank	0	0	0.00	0	0.00	0	0.00	0	0	0
40.	YES Bank	2	0	0.00	0	0.00	0	0.00	0	0	0
41.	Kotak Mahindra	1	0	0.00	0	0.00	0	0.00	0	0	0
G	Total Private Bank	94	2214	8566.42	845	5685.10	3059	14251.52	0	1636	17
H	Total All Bank (F+G)	1296	88891	75470.74	23131	48935.95	112022	124406.69	19016	44691	34

**PRIME MINISTER EMPLOYMENT GENERATION PROGRAMME
TOTAL (DIC + KVIC + KVIB)**

FROM 01.04.2011 TO 31.12.2011

(₹ in Lacs)

S. No.	Name of the Bank	Yearly Targets	Received		Sanctioned		Loan Sanctioned to SC/ST beneficiaries	
			No.	Amt.	No.	Amt.	No.	Amt.
1.	State Bank of India	178	224	505.75	189	455.90	47	75.58
2.	Punjab National Bank	97	7	21.35	6	16.15	0	0.00
3.	Bank of Baroda	61	30	129.00	30	129.00	3	16.00
A	Total Lead Banks	336	261	656.10	225	601.05	50	91.58
4.	Oriental Bank of Comm.	38	6	8.34	6	8.34	2	2.90
5.	Union Bank of India	48	16	38.00	5	14.50	0	0.00
6.	Canara Bank	20	27	53.50	27	53.50	24	49.50
7.	Central Bank of India	24	48	48.52	33	41.46	17	17.54
8.	Punjab & Sind Bank	16	6	36.00	6	36.00	0	0.00
9.	Allahabad Bank	23	20	27.45	20	27.45	6	7.75
10.	UCO Bank	16	81	133.00	81	133.00	32	56.00
11.	Indian Overseas Bank	11	0	0.00	0	0.00	0	0.00
12.	State Bank of Patiala	19	0	0.00	0	0.00	0	0.00
13.	Bank of India	12	3	4.50	2	3.00	0	0.00
14.	Syndicate Bank	11	0	0.00	0	0.00	0	0.00
15.	Vijaya Bank	1	0	0.00	0	0.00	0	0.00
16.	Corporation Bank	4	0	0.00	0	0.00	0	0.00
17.	Andhra Bank	3	0	0.00	0	0.00	0	0.00
18.	Indian Bank	5	0	0.00	0	0.00	0	0.00
19.	United Bank of India	1	0	0.00	0	0.00	0	0.00
20.	State Bank of B & J	0	3	6.00	2	4.00	0	0.00
21.	Bank of Maharashtra	1	1	2.00	1	2.00	0	0.00
22.	Dena Bank	3	0	0.00	0	0.00	0	0.00
23.	IDBI Bank	2	0	0.00	0	0.00	0	0.00
B	Total Non-Lead Banks	258	211	357.31	183	323.25	81	133.69
C	Total N. Banks (A + B)	594	472	1013.41	408	924.30	131	225.27
24.	Nainital Almora K.G.B.	33	29	55.13	25	46.05	6	12.50
25.	Uttaranchal G.B.	76	47	93.46	45	89.66	3	7.60
26.	U. P. Gramin Bank	4	0	0.00	0	0.00	0	0.00
D	Total R.R.B.	113	76	148.59	70	135.71	9	20.10
27.	Co-operative Bank	36	1	2.50	1	2.50	0	0.00
E	Total Cooperative	36	1	2.50	1	2.50	0	0.00
F	Total (C+D+E)	743	549	1164.50	479	1062.51	140	245.37
28.	Nainital Bank	52	36	156.30	36	156.30	0	0.00
29.	Axis Bank	2	0	0.00	0	0.00	0	0.00
30.	ICICI Bank	2	0	0.00	0	0.00	0	0.00
31.	HDFC Bank	2	0	0.00	0	0.00	0	0.00
32.	The J & K Bank Ltd.	0	0	0.00	0	0.00	0	0.00
33.	Fedral Bank Ltd.	0	0	0.00	0	0.00	0	0.00
34.	IndusInd Bank	0	0	0.00	0	0.00	0	0.00
35.	The Karnataka Bank Ltd.	0	0	0.00	0	0.00	0	0.00
36.	Kurmanchal Sehkari Bank	2	0	0.00	0	0.00	0	0.00
37.	The South Indian Bank Ltd	0	0	0.00	0	0.00	0	0.00
38.	ING Vasya	0	0	0.00	0	0.00	0	0.00
39.	Standard Chartered Bank	0	0	0.00	0	0.00	0	0.00
40.	YES Bank	0	0	0.00	0	0.00	0	0.00
41.	Kotak Mahindra	0	0	0.00	0	0.00	0	0.00
G	Total Private Bank	60	36	156.30	36	156.30	0	0.00
H	Total All Bank (F+G)	803	585	1320.80	515	1218.81	140	245.37

Contd.

(₹ in Lacs)

S. No.	Name of the Bank	Loan Sanctioned to OBC beneficiaries		Loan Sanctioned to Women beneficiaries		Loan Disbursed		Returned	Outstanding	
		No.	Amt.	No.	Amt.	No.	Amt.	No.	No.	Amt.
1.	State Bank of India	6	8.98	27	64.83	189	455.90	35	829	1777.58
2.	Punjab National Bank	0	0.00	1	1.80	3	7.10	1	5	10.90
3.	Bank of Baroda	2	12.00	2	12.00	30	114.50	0	97	281.00
A	Total Lead Banks	8	20.98	30	78.63	222	577.50	36	931	2069.48
4.	Oriental Bank of Comm.	1	1.90	2	2.08	6	8.34	0	71	192.84
5.	Union Bank of India	0	0.00	1	3.00	24	55.19	11	142	232.56
6.	Canara Bank	1	2.00	2	2.00	27	53.50	0	27	53.50
7.	Central Bank of India	1	1.50	8	9.05	32	36.41	15	64	185.57
8.	Punjab & Sind Bank	0	0.00	0	0.00	6	36.00	0	0	0.00
9.	Allahabad Bank	1	1.25	5	5.75	20	27.45	0	61	109.66
10.	UCO Bank	4	5.00	5	6.00	81	131.00	0	0	0.00
11.	Indian Overseas Bank	0	0.00	0	0.00	0	71.00	0	0	0.00
12.	State Bank of Patiala	0	0.00	0	0.00	0	0.00	0	0	0.00
13.	Bank of India	0	0.00	0	0.00	0	0.00	1	0	0.00
14.	Syndicate Bank	0	0.00	0	0.00	0	0.00	0	0	0.00
15.	Vijaya Bank	0	0.00	0	0.00	0	0.00	0	3	16.99
16.	Corporation Bank	0	0.00	0	0.00	0	0.00	0	0	0.00
17.	Andhra Bank	0	0.00	0	0.00	0	0.00	0	0	0.00
18.	Indian Bank	0	0.00	0	0.00	0	0.00	0	0	0.00
19.	United Bank of India	0	0.00	0	0.00	0	0.00	0	2	3.00
20.	State Bank of B & J	0	0.00	1	2.00	2	4.00	1	0	0.00
21.	Bank of Maharashtra	0	0.00	1	2.00	0	0.00	0	1	0.40
22.	Dena Bank	1	0.90	1	0.90	1	0.50	0	7	30.00
23.	IDBI Bank	0	0.00	0	0.00	0	0.00	0	0	0.00
B	Total Non-Lead Banks	9	12.55	26	32.78	199	423.39	28	378	824.52
C	Total N. Banks (A + B)	17	33.53	56	111.41	421	1000.89	64	1309	2894.00
24.	Nainital Almora K.G.B.	0	0.00	2	2.75	21	62.21	4	178	343.82
25.	Uttaranchal G.B.	0	0.00	1	3.80	44	87.37	2	305	606.88
26.	U. P. Gramin Bank	0	0.00	0	0.00	0	0.00	0	0	0.00
D	Total R.R.B.	0	0.00	3	6.55	65	149.58	6	483	950.70
27.	Co-operative Bank	0	0.00	0	0.00	1	1.30	0	15	40.03
E	Total Cooperative	0	0.00	0	0.00	1	1.30	0	15	40.03
F	Total (C+D+E)	17	33.53	59	117.96	487	1151.77	70	1807	3884.73
28.	Nainital Bank	0	0.00	0	0.00	35	133.00	0	134	290.92
29.	Axis Bank	0	0.00	0	0.00	0	0.00	0	0	0.00
30.	ICICI Bank	0	0.00	0	0.00	0	0.00	0	0	0.00
31.	HDFC Bank	0	0.00	0	0.00	0	0.00	0	0	0.00
32.	The J & K Bank Ltd.	0	0.00	0	0.00	0	0.00	0	0	0.00
33.	Fedral Bank Ltd.	0	0.00	0	0.00	0	0.00	0	0	0.00
34.	IndusInd Bank	0	0.00	0	0.00	0	0.00	0	0	0.00
35.	The Karnataka Bank Ltd.	0	0.00	0	0.00	0	0.00	0	0	0.00
36.	Kurmanchal Sehkari Bank	0	0.00	0	0.00	0	0.00	0	0	0.00
37.	The South Indian Bank Ltd	0	0.00	0	0.00	0	0.00	0	0	0.00
38.	ING Vasya	0	0.00	0	0.00	0	0.00	0	0	0.00
39.	Standard Chartered Bank	0	0.00	0	0.00	0	0.00	0	0	0.00
40.	YES Bank	0	0.00	0	0.00	0	0.00	0	0	0.00
41.	Kotak Mahindra	0	0.00	0	0.00	0	0.00	0	0	0.00
G	Total Private Bank	0	0.00	0	0.00	35	133.00	0	134	290.92
H	Total All Bank (F+G)	17	33.53	59	117.96	522	1284.77	70	1941	4175.65

**PRIME MINISTER EMPLOYMENT GENERATION PROGRAMME
DIC**

FROM 01.04.2011 TO 31.12.2011

(₹ in Lacs)

S. No.	Name of the Bank	Yearly Targets	Received		Sanctioned		Loan Sanctioned to SC/ST beneficiaries	
			No.	Amt.	No.	Amt.	No.	Amt.
1.	State Bank of India	69	92	158.92	68	147.92	11	15.61
2.	Punjab National Bank	42	7	21.35	6	16.15	0	0.00
3.	Bank of Baroda	25	19	83.00	19	83.00	2	12.00
A	Total Lead Banks	136	118	263.27	93	247.07	13	27.61
4.	Oriental Bank of Comm.	15	4	4.98	4	4.98	2	2.90
5.	Union Bank of India	21	15	33.00	4	9.50	0	0.00
6.	Canara Bank	10	24	38.50	24	38.50	21	34.50
7.	Central Bank of India	11	22	23.43	19	20.48	10	8.84
8.	Punjab & Sind Bank	6	3	22.00	3	22.00	0	0.00
9.	Allahabad Bank	9	17	21.20	17	21.20	5	6.25
10.	UCO Bank	6	22	42.00	22	42.00	13	25.00
11.	Indian Overseas Bank	5	0	0.00	0	0.00	0	0.00
12.	State Bank of Patiala	8	0	0.00	0	0.00	0	0.00
13.	Bank of India	5	2	3.00	2	3.00	0	0.00
14.	Syndicate Bank	4	0	0.00	0	0.00	0	0.00
15.	Vijaya Bank	1	0	0.00	0	0.00	0	0.00
16.	Corporation Bank	2	0	0.00	0	0.00	0	0.00
17.	Andhra Bank	3	0	0.00	0	0.00	0	0.00
18.	Indian Bank	2	0	0.00	0	0.00	0	0.00
19.	United Bank of India	0	0	0.00	0	0.00	0	0.00
20.	State Bank of B & J	0	3	6.00	2	4.00	0	0.00
21.	Bank of Maharashtra	1	0	0.00	0	0.00	0	0.00
22.	Dena Bank	1	0	0.00	0	0.00	0	0.00
23.	IDBI Bank	1	0	0.00	0	0.00	0	0.00
B	Total Non-Lead Banks	111	112	194.11	97	165.66	51	77.49
C	Total N. Banks (A + B)	247	230	457.38	190	412.73	64	105.10
24.	Nainital Almora K.G.B.	14	19	41.13	16	33.73	6	12.50
25.	Uttaranchal G.B.	30	23	41.95	23	41.95	3	7.60
26.	U. P. Gramin Bank	0	0	0.00	0	0.00	0	0.00
D	Total R.R.B.	44	42	83.08	39	75.68	9	20.10
27.	Co-operative Bank	11	1	2.50	1	2.50	0	0.00
E	Total Cooperative	11	1	2.50	1	2.50	0	0.00
F	Total (C+D+E)	302	273	542.96	230	490.91	73	125.20
28.	Nainital Bank	15	11	63.30	11	63.30	0	0.00
29.	Axis Bank	1	0	0.00	0	0.00	0	0.00
30.	ICICI Bank	1	0	0.00	0	0.00	0	0.00
31.	HDFC Bank	1	0	0.00	0	0.00	0	0.00
32.	The J & K Bank Ltd.	0	0	0.00	0	0.00	0	0.00
33.	Fedral Bank Ltd.	0	0	0.00	0	0.00	0	0.00
34.	IndusInd Bank	0	0	0.00	0	0.00	0	0.00
35.	The Karnataka Bank Ltd.	0	0	0.00	0	0.00	0	0.00
36.	Kurmanchal Sehkari Bank	1	0	0.00	0	0.00	0	0.00
37.	The South Indian Bank Ltd	0	0	0.00	0	0.00	0	0.00
38.	ING Vasya	0	0	0.00	0	0.00	0	0.00
39.	Standard Chartered Bank	0	0	0.00	0	0.00	0	0.00
40.	YES Bank	0	0	0.00	0	0.00	0	0.00
41.	Kotak Mahindra	0	0	0.00	0	0.00	0	0.00
G	Total Private Bank	19	11	63.30	11	63.30	0	0.00
H	Total All Bank (F+G)	321	284	606.26	241	554.21	73	125.20

Contd.

(₹ in Lacs)

S. No.	Name of the Bank	Loan Sanctioned to OBC beneficiaries		Loan Sanctioned to Women beneficiaries		Loan Disbursed		Returned	Outstanding	
		No.	Amt.	No.	Amt.	No.	Amt.	No.	No.	Amt.
1.	State Bank of India	3	5.45	8	18.01	68	147.92	24	291	550.99
2.	Punjab National Bank	0	0.00	1	1.80	3	7.10	1	5	10.90
3.	Bank of Baroda	2	12.00	2	12.00	19	69.50	0	94	266.00
A	Total Lead Banks	5	17.45	11	31.81	90	224.52	25	390	827.89
4.	Oriental Bank of Comm.	0	0.00	2	2.08	4	4.98	0	35	100.97
5.	Union Bank of India	0	0.00	1	3.00	16	30.64	11	106	104.00
6.	Canara Bank	1	2.00	2	2.00	24	38.50	0	24	38.50
7.	Central Bank of India	0	0.00	5	5.04	18	20.18	3	22	66.02
8.	Punjab & Sind Bank	0	0.00	0	0.00	3	22.00	0	0	0.00
9.	Allahabad Bank	1	1.25	5	5.75	17	21.20	0	55	96.67
10.	UCO Bank	0	0.00	0	0.00	22	42.00	0	0	0.00
11.	Indian Overseas Bank	0	0.00	0	0.00	0	36.00	0	0	0.00
12.	State Bank of Patiala	0	0.00	0	0.00	0	0.00	0	0	0.00
13.	Bank of India	0	0.00	0	0.00	0	0.00	0	0	0.00
14.	Syndicate Bank	0	0.00	0	0.00	0	0.00	0	0	0.00
15.	Vijaya Bank	0	0.00	0	0.00	0	0.00	0	3	16.99
16.	Corporation Bank	0	0.00	0	0.00	0	0.00	0	0	0.00
17.	Andhra Bank	0	0.00	0	0.00	0	0.00	0	0	0.00
18.	Indian Bank	0	0.00	0	0.00	0	0.00	0	0	0.00
19.	United Bank of India	0	0.00	0	0.00	0	0.00	0	0	0.00
20.	State Bank of B & J	0	0.00	1	2.00	2	4.00	1	0	0.00
21.	Bank of Maharashtra	0	0.00	0	0.00	0	0.00	0	0	0.00
22.	Dena Bank	1	0.90	1	0.90	1	0.50	0	7	30.00
23.	IDBI Bank	0	0.00	0	0.00	0	0.00	0	0	0.00
B	Total Non-Lead Banks	3	4.15	17	20.77	107	220.00	15	252	453.15
C	Total N. Banks (A + B)	8	21.60	28	52.58	197	444.52	40	642	1281.04
24.	Nainital Almora K.G.B.	0	0.00	2	2.75	14	51.40	3	99	177.66
25.	Uttaranchal G.B.	0	0.00	1	3.80	23	41.95	0	29	61.17
26.	U. P. Gramin Bank	0	0.00	0	0.00	0	0.00	0	0	0.00
D	Total R.R.B.	0	0.00	3	6.55	37	93.35	3	128	238.83
27.	Co-operative Bank	0	0.00	0	0.00	1	1.30	0	15	40.03
E	Total Cooperative	0	0.00	0	0.00	1	1.30	0	15	40.03
F	Total (C+D+E)	8	21.60	31	59.13	235	539.17	43	785	1559.90
28.	Nainital Bank	0	0.00	0	0.00	10	50.00	0	40	113.00
29.	Axis Bank	0	0.00	0	0.00	0	0.00	0	0	0.00
30.	ICICI Bank	0	0.00	0	0.00	0	0.00	0	0	0.00
31.	HDFC Bank	0	0.00	0	0.00	0	0.00	0	0	0.00
32.	The J & K Bank Ltd.	0	0.00	0	0.00	0	0.00	0	0	0.00
33.	Fedral Bank Ltd.	0	0.00	0	0.00	0	0.00	0	0	0.00
34.	IndusInd Bank	0	0.00	0	0.00	0	0.00	0	0	0.00
35.	The Karnataka Bank Ltd.	0	0.00	0	0.00	0	0.00	0	0	0.00
36.	Kurmanchal Sehkari Bank	0	0.00	0	0.00	0	0.00	0	0	0.00
37.	The South Indian Bank Ltd	0	0.00	0	0.00	0	0.00	0	0	0.00
38.	ING Vasya	0	0.00	0	0.00	0	0.00	0	0	0.00
39.	Standard Chartered Bank	0	0.00	0	0.00	0	0.00	0	0	0.00
40.	YES Bank	0	0.00	0	0.00	0	0.00	0	0	0.00
41.	Kotak Mahindra	0	0.00	0	0.00	0	0.00	0	0	0.00
G	Total Private Bank	0	0.00	0	0.00	10	50.00	0	40	113.00
H	Total All Bank (F+G)	8	21.60	31	59.13	245	589.17	43	825	1672.90

**PRIME MINISTER EMPLOYMENT GENERATION PROGRAMME
KVIC**

FROM 01.04.2011 TO 31.12.2011

(₹ in Lacs)

S. No.	Name of the Bank	Yearly Targets	Received		Sanctioned		Loan Sanctioned to SC/ST beneficiaries	
			No.	Amt.	No.	Amt.	No.	Amt.
1.	State Bank of India	52	93	235.52	82	196.67	25	47.52
2.	Punjab National Bank	26	0	0.00	0	0.00	0	0.00
3.	Bank of Baroda	20	3	13.00	3	13.00	1	4.00
A	Total Lead Banks	98	96	248.52	85	209.67	26	51.52
4.	Oriental Bank of Comm.	12	2	3.36	2	3.36	0	0.00
5.	Union Bank of India	14	1	5.00	1	5.00	0	0.00
6.	Canara Bank	6	3	15.00	3	15.00	3	15.00
7.	Central Bank of India	6	24	21.49	12	17.38	5	5.10
8.	Punjab & Sind Bank	5	3	14.00	3	14.00	0	0.00
9.	Allahabad Bank	6	2	4.50	2	4.50	1	1.50
10.	UCO Bank	5	31	57.00	31	57.00	13	24.00
11.	Indian Overseas Bank	4	0	0.00	0	0.00	0	0.00
12.	State Bank of Patiala	6	0	0.00	0	0.00	0	0.00
13.	Bank of India	4	0	0.00	0	0.00	0	0.00
14.	Syndicate Bank	4	0	0.00	0	0.00	0	0.00
15.	Vijaya Bank	0	0	0.00	0	0.00	0	0.00
16.	Corporation Bank	1	0	0.00	0	0.00	0	0.00
17.	Andhra Bank	0	0	0.00	0	0.00	0	0.00
18.	Indian Bank	1	0	0.00	0	0.00	0	0.00
19.	United Bank of India	0	0	0.00	0	0.00	0	0.00
20.	State Bank of B & J	0	0	0.00	0	0.00	0	0.00
21.	Bank of Maharashtra	0	1	2.00	1	2.00	0	0.00
22.	Dena Bank	1	0	0.00	0	0.00	0	0.00
23.	IDBI Bank	1	0	0.00	0	0.00	0	0.00
B	Total Non-Lead Banks	76	67	122.35	55	118.24	22	45.60
C	Total N. Banks (A + B)	174	163	370.87	140	327.91	48	97.12
24.	Nainital Almora K.G.B.	9	0	0.00	0	0.00	0	0.00
25.	Uttaranchal G.B.	22	20	40.76	18	36.96	0	0.00
26.	U. P. Gramin Bank	2	0	0.00	0	0.00	0	0.00
D	Total R.R.B.	33	20	40.76	18	36.96	0	0.00
27.	Co-operative Bank	13	0	0.00	0	0.00	0	0.00
E	Total Cooperative	13	0	0.00	0	0.00	0	0.00
F	Total (C+D+E)	220	183	411.63	158	364.87	48	97.12
28.	Nainital Bank	17	19	63.00	19	63.00	0	0.00
29.	Axis Bank	1	0	0.00	0	0.00	0	0.00
30.	ICICI Bank	1	0	0.00	0	0.00	0	0.00
31.	HDFC Bank	1	0	0.00	0	0.00	0	0.00
32.	The J & K Bank Ltd.	0	0	0.00	0	0.00	0	0.00
33.	Fedral Bank Ltd.	0	0	0.00	0	0.00	0	0.00
34.	IndusInd Bank	0	0	0.00	0	0.00	0	0.00
35.	The Karnataka Bank Ltd.	0	0	0.00	0	0.00	0	0.00
36.	Kurmanchal Sehkari Bank	1	0	0.00	0	0.00	0	0.00
37.	The South Indian Bank Ltd	0	0	0.00	0	0.00	0	0.00
38.	ING Vasya	0	0	0.00	0	0.00	0	0.00
39.	Standard Chartered Bank	0	0	0.00	0	0.00	0	0.00
40.	YES Bank	0	0	0.00	0	0.00	0	0.00
41.	Kotak Mahindra	0	0	0.00	0	0.00	0	0.00
G	Total Private Bank	21	19	63.00	19	63.00	0	0.00
H	Total All Bank (F+G)	241	202	474.63	177	427.87	48	97.12

Contd.

(₹ in Lacs)

S. No.	Name of the Bank	Loan Sanctioned to OBC beneficiaries		Loan Sanctioned to Women beneficiaries		Loan Disbursed		Returned	Outstanding	
		No.	Amt.	No.	Amt.	No.	Amt.	No.	No.	Amt.
1.	State Bank of India	3	3.53	12	31.50	82	196.67	11	244	532.94
2.	Punjab National Bank	0	0.00	0	0.00	0	0.00	0	0	0.00
3.	Bank of Baroda	0	0.00	0	0.00	3	13.00	0	2	9.00
A	Total Lead Banks	3	3.53	12	31.50	85	209.67	11	246	541.94
4.	Oriental Bank of Comm.	1	1.90	0	0.00	2	3.36	0	36	91.87
5.	Union Bank of India	0	0.00	0	0.00	8	24.55	0	29	107.06
6.	Canara Bank	0	0.00	0	0.00	3	15.00	0	3	15.00
7.	Central Bank of India	1	1.50	3	4.01	12	13.43	12	32	87.38
8.	Punjab & Sind Bank	0	0.00	0	0.00	3	14.00	0	0	0.00
9.	Allahabad Bank	0	0.00	0	0.00	2	4.50	0	3	7.56
10.	UCO Bank	0	0.00	2	3.00	31	55.00	0	0	0.00
11.	Indian Overseas Bank	0	0.00	0	0.00	0	35.00	0	0	0.00
12.	State Bank of Patiala	0	0.00	0	0.00	0	0.00	0	0	0.00
13.	Bank of India	0	0.00	0	0.00	0	0.00	0	0	0.00
14.	Syndicate Bank	0	0.00	0	0.00	0	0.00	0	0	0.00
15.	Vijaya Bank	0	0.00	0	0.00	0	0.00	0	0	0.00
16.	Corporation Bank	0	0.00	0	0.00	0	0.00	0	0	0.00
17.	Andhra Bank	0	0.00	0	0.00	0	0.00	0	0	0.00
18.	Indian Bank	0	0.00	0	0.00	0	0.00	0	0	0.00
19.	United Bank of India	0	0.00	0	0.00	0	0.00	0	0	0.00
20.	State Bank of B & J	0	0.00	0	0.00	0	0.00	0	0	0.00
21.	Bank of Maharashtra	0	0.00	1	2.00	0	0.00	0	1	0.40
22.	Dena Bank	0	0.00	0	0.00	0	0.00	0	0	0.00
23.	IDBI Bank	0	0.00	0	0.00	0	0.00	0	0	0.00
B	Total Non-Lead Banks	2	3.40	6	9.01	61	164.84	12	104	309.27
C	Total N. Banks (A + B)	5	6.93	18	40.51	146	374.51	23	350	851.21
24.	Nainital Almora K.G.B.	0	0.00	0	0.00	0	0.00	0	26	44.50
25.	Uttaranchal G.B.	0	0.00	0	0.00	17	34.67	2	233	442.93
26.	U. P. Gramin Bank	0	0.00	0	0.00	0	0.00	0	0	0.00
D	Total R.R.B.	0	0.00	0	0.00	17	34.67	2	259	487.43
27.	Co-operative Bank	0	0.00	0	0.00	0	0.00	0	0	0.00
E	Total Cooperative	0	0.00	0	0.00	0	0.00	0	0	0.00
F	Total (C+D+E)	5	6.93	18	40.51	163	409.18	25	609	1338.64
28.	Nainital Bank	0	0.00	0	0.00	19	59.00	0	64	120.32
29.	Axis Bank	0	0.00	0	0.00	0	0.00	0	0	0.00
30.	ICICI Bank	0	0.00	0	0.00	0	0.00	0	0	0.00
31.	HDFC Bank	0	0.00	0	0.00	0	0.00	0	0	0.00
32.	The J & K Bank Ltd.	0	0.00	0	0.00	0	0.00	0	0	0.00
33.	Fedral Bank Ltd.	0	0.00	0	0.00	0	0.00	0	0	0.00
34.	IndusInd Bank	0	0.00	0	0.00	0	0.00	0	0	0.00
35.	The Karnataka Bank Ltd.	0	0.00	0	0.00	0	0.00	0	0	0.00
36.	Kurmanchal Sehkari Bank	0	0.00	0	0.00	0	0.00	0	0	0.00
37.	The South Indian Bank Ltd	0	0.00	0	0.00	0	0.00	0	0	0.00
38.	ING Vasya	0	0.00	0	0.00	0	0.00	0	0	0.00
39.	Standard Chartered Bank	0	0.00	0	0.00	0	0.00	0	0	0.00
40.	YES Bank	0	0.00	0	0.00	0	0.00	0	0	0.00
41.	Kotak Mahindra	0	0.00	0	0.00	0	0.00	0	0	0.00
G	Total Private Bank	0	0.00	0	0.00	19	59.00	0	64	120.32
H	Total All Bank (F+G)	5	6.93	18	40.51	182	468.18	25	673	1458.96

**PRIME MINISTER EMPLOYMENT GENERATION PROGRAMME
KVIB**

FROM 01.04.2011 TO 31.12.2011

(₹ in Lacs)

S. No.	Name of the Bank	Yearly Targets	Received		Sanctioned		Loan Sanctioned to SC/ST beneficiaries	
			No.	Amt.	No.	Amt.	No.	Amt.
1.	State Bank of India	57	39	111.31	39	111.31	11	12.45
2.	Punjab National Bank	29	0	0.00	0	0.00	0	0.00
3.	Bank of Baroda	16	8	33.00	8	33.00	0	0.00
A	Total Lead Banks	102	47	144.31	47	144.31	11	12.45
4.	Oriental Bank of Comm.	11	0	0.00	0	0.00	0	0.00
5.	Union Bank of India	13	0	0.00	0	0.00	0	0.00
6.	Canara Bank	4	0	0.00	0	0.00	0	0.00
7.	Central Bank of India	7	2	3.60	2	3.60	2	3.60
8.	Punjab & Sind Bank	5	0	0.00	0	0.00	0	0.00
9.	Allahabad Bank	8	1	1.75	1	1.75	0	0.00
10.	UCO Bank	5	28	34.00	28	34.00	6	7.00
11.	Indian Overseas Bank	2	0	0.00	0	0.00	0	0.00
12.	State Bank of Patiala	5	0	0.00	0	0.00	0	0.00
13.	Bank of India	3	1	1.50	0	0.00	0	0.00
14.	Syndicate Bank	3	0	0.00	0	0.00	0	0.00
15.	Vijaya Bank	0	0	0.00	0	0.00	0	0.00
16.	Corporation Bank	1	0	0.00	0	0.00	0	0.00
17.	Andhra Bank	0	0	0.00	0	0.00	0	0.00
18.	Indian Bank	2	0	0.00	0	0.00	0	0.00
19.	United Bank of India	1	0	0.00	0	0.00	0	0.00
20.	State Bank of B & J	0	0	0.00	0	0.00	0	0.00
21.	Bank of Maharashtra	0	0	0.00	0	0.00	0	0.00
22.	Dena Bank	1	0	0.00	0	0.00	0	0.00
23.	IDBI Bank	0	0	0.00	0	0.00	0	0.00
B	Total Non-Lead Banks	71	32	40.85	31	39.35	8	10.60
C	Total N. Banks (A + B)	173	79	185.16	78	183.66	19	23.05
24.	Nainital Almora K.G.B.	10	10	14.00	9	12.32	0	0.00
25.	Uttaranchal G.B.	24	4	10.75	4	10.75	0	0.00
26.	U. P. Gramin Bank	2	0	0.00	0	0.00	0	0.00
D	Total R.R.B.	36	14	24.75	13	23.07	0	0.00
27.	Co-operative Bank	12	0	0.00	0	0.00	0	0.00
E	Total Cooperative	12	0	0.00	0	0.00	0	0.00
F	Total (C+D+E)	221	93	209.91	91	206.73	19	23.05
28.	Nainital Bank	20	6	30.00	6	30.00	0	0.00
29.	Axis Bank	0	0	0.00	0	0.00	0	0.00
30.	ICICI Bank	0	0	0.00	0	0.00	0	0.00
31.	HDFC Bank	0	0	0.00	0	0.00	0	0.00
32.	The J & K Bank Ltd.	0	0	0.00	0	0.00	0	0.00
33.	Fedral Bank Ltd.	0	0	0.00	0	0.00	0	0.00
34.	IndusInd Bank	0	0	0.00	0	0.00	0	0.00
35.	The Karnataka Bank Ltd.	0	0	0.00	0	0.00	0	0.00
36.	Kurmanchal Sehkari Bank	0	0	0.00	0	0.00	0	0.00
37.	The South Indian Bank Ltd	0	0	0.00	0	0.00	0	0.00
38.	ING Vasya	0	0	0.00	0	0.00	0	0.00
39.	Standard Chartered Bank	0	0	0.00	0	0.00	0	0.00
40.	YES Bank	0	0	0.00	0	0.00	0	0.00
41.	Kotak Mahindra	0	0	0.00	0	0.00	0	0.00
G	Total Private Bank	20	6	30.00	6	30.00	0	0.00
H	Total All Bank (F+G)	241	99	239.91	97	236.73	19	23.05

Contd.

(₹ in Lacs)

S. No.	Name of the Bank	Loan Sanctioned to OBC beneficiaries		Loan Sanctioned to Women beneficiaries		Loan Disbursed		Returned	Outstanding	
		No.	Amt.	No.	Amt.	No.	Amt.	No.	No.	Amt.
1.	State Bank of India	0	0.00	7	15.32	39	111.31	0	294	693.65
2.	Punjab National Bank	0	0.00	0	0.00	0	0.00	0	0	0.00
3.	Bank of Baroda	0	0.00	0	0.00	8	32.00	0	1	6.00
A	Total Lead Banks	0	0.00	7	15.32	47	143.31	0	295	699.65
4.	Oriental Bank of Comm.	0	0.00	0	0.00	0	0.00	0	0	0.00
5.	Union Bank of India	0	0.00	0	0.00	0	0.00	0	7	21.50
6.	Canara Bank	0	0.00	0	0.00	0	0.00	0	0	0.00
7.	Central Bank of India	0	0.00	0	0.00	2	2.80	0	10	32.17
8.	Punjab & Sind Bank	0	0.00	0	0.00	0	0.00	0	0	0.00
9.	Allahabad Bank	0	0.00	0	0.00	1	1.75	0	3	5.43
10.	UCO Bank	4	5.00	3	3.00	28	34.00	0	0	0.00
11.	Indian Overseas Bank	0	0.00	0	0.00	0	0.00	0	0	0.00
12.	State Bank of Patiala	0	0.00	0	0.00	0	0.00	0	0	0.00
13.	Bank of India	0	0.00	0	0.00	0	0.00	1	0	0.00
14.	Syndicate Bank	0	0.00	0	0.00	0	0.00	0	0	0.00
15.	Vijaya Bank	0	0.00	0	0.00	0	0.00	0	0	0.00
16.	Corporation Bank	0	0.00	0	0.00	0	0.00	0	0	0.00
17.	Andhra Bank	0	0.00	0	0.00	0	0.00	0	0	0.00
18.	Indian Bank	0	0.00	0	0.00	0	0.00	0	0	0.00
19.	United Bank of India	0	0.00	0	0.00	0	0.00	0	2	3.00
20.	State Bank of B & J	0	0.00	0	0.00	0	0.00	0	0	0.00
21.	Bank of Maharashtra	0	0.00	0	0.00	0	0.00	0	0	0.00
22.	Dena Bank	0	0.00	0	0.00	0	0.00	0	0	0.00
23.	IDBI Bank	0	0.00	0	0.00	0	0.00	0	0	0.00
B	Total Non-Lead Banks	4	5.00	3	3.00	31	38.55	1	22	62.10
C	Total N. Banks (A + B)	4	5.00	10	18.32	78	181.86	1	317	761.75
24.	Nainital Almora K.G.B.	0	0.00	0	0.00	7	10.81	1	53	121.66
25.	Uttaranchal G.B.	0	0.00	0	0.00	4	10.75	0	43	102.78
26.	U. P. Gramin Bank	0	0.00	0	0.00	0	0.00	0	0	0.00
D	Total R.R.B.	0	0.00	0	0.00	11	21.56	1	96	224.44
27.	Co-operative Bank	0	0.00	0	0.00	0	0.00	0	0	0.00
E	Total Cooperative	0	0.00	0	0.00	0	0.00	0	0	0.00
F	Total (C+D+E)	4	5.00	10	18.32	89	203.42	2	413	986.19
28.	Nainital Bank	0	0.00	0	0.00	6	24.00	0	30	57.60
29.	Axis Bank	0	0.00	0	0.00	0	0.00	0	0	0.00
30.	ICICI Bank	0	0.00	0	0.00	0	0.00	0	0	0.00
31.	HDFC Bank	0	0.00	0	0.00	0	0.00	0	0	0.00
32.	The J & K Bank Ltd.	0	0.00	0	0.00	0	0.00	0	0	0.00
33.	Fedral Bank Ltd.	0	0.00	0	0.00	0	0.00	0	0	0.00
34.	IndusInd Bank	0	0.00	0	0.00	0	0.00	0	0	0.00
35.	The Karnataka Bank Ltd.	0	0.00	0	0.00	0	0.00	0	0	0.00
36.	Kurmanchal Sehkari Bank	0	0.00	0	0.00	0	0.00	0	0	0.00
37.	The South Indian Bank Ltd	0	0.00	0	0.00	0	0.00	0	0	0.00
38.	ING Vasya	0	0.00	0	0.00	0	0.00	0	0	0.00
39.	Standard Chartered Bank	0	0.00	0	0.00	0	0.00	0	0	0.00
40.	YES Bank	0	0.00	0	0.00	0	0.00	0	0	0.00
41.	Kotak Mahindra	0	0.00	0	0.00	0	0.00	0	0	0.00
G	Total Private Bank	0	0.00	0	0.00	6	24.00	0	30	57.60
H	Total All Bank (F+G)	4	5.00	10	18.32	95	227.42	2	443	1043.79

**PRIME MINISTER EMPLOYMENT GENERATION PROGRAMME
ACTIVITYWISE CUMULATIVE POSITION UPTO **31ST DEC. 2011****

FROM 01.04.2011 TO 31.12.2011

(₹ in Lacs)

S. No.	Name of the Bank	Trade Shop		Industrial Units		Vendor/Hawker		Services		Others		Total	
		A/cs	Amt.	A/cs	Amt.	A/cs	Amt.	A/cs	Amt.	A/cs	Amt.	A/cs	Amt.
1.	State Bank of India	157	203.08	57	37.72	0	0.00	79	125.59	536	1411.19	829	1777.58
2.	Punjab National Bank	2	11.55	46	147.40	2	4.92	9	14.62	0	0.00	59	178.49
3.	Bank of Baroda	1	5.00	6	16.00	0	0.00	12	67.00	0	0.00	19	88.00
A	Total Lead Banks	160	219.63	109	201.12	2	4.92	100	207.21	536	1411.19	907	2044.07
4.	Oriental Bank of Comm.	25	66.32	60	145.13	0	0.00	74	158.29	18	56.77	177	426.51
5.	Union Bank of India	42	46.76	24	106.69	0	0.00	40	37.78	36	41.33	142	232.56
6.	Canara Bank	6	27.50	0	0.00	0	0.00	0	0.00	0	0.00	6	27.50
7.	Central Bank of India	15	37.47	13	80.36	10	12.26	18	23.80	17	40.10	73	193.99
8.	Punjab & Sind Bank	0	0.00	0	0.00	0	0.00	0	0.00	6	36.00	6	36.00
9.	Allahabad Bank	0	0.00	0	0.00	0	0.00	38	85.73	2	1.58	40	87.31
10.	UCO Bank	15	34.00	0	0.00	0	0.00	16	31.00	0	0.00	31	65.00
11.	Indian Overseas Bank	0	59.00	0	79.00	0	0.00	0	23.00	0	38.00	0	199.00
12.	State Bank of Patiala	4	21.00	1	7.65	0	0.00	0	0.00	0	0.00	5	28.65
13.	Bank of India	0	0.00	3	13.90	0	0.00	0	0.00	0	0.00	3	13.90
14.	Syndicate Bank	0	0.00	0	0.00	0	0.00	0	0.00	0	0.00	0	0.00
15.	Vijaya Bank	0	0.00	3	16.99	0	0.00	0	0.00	0	0.00	3	16.99
16.	Corporation Bank	0	0.00	0	0.00	0	0.00	0	0.00	0	0.00	0	0.00
17.	Andhra Bank	0	0.00	0	0.00	0	0.00	0	0.00	0	0.00	0	0.00
18.	Indian Bank	0	0.00	0	0.00	0	0.00	0	0.00	0	0.00	0	0.00
19.	United Bank of India	0	0.00	0	0.00	0	0.00	0	0.00	4	19.00	4	19.00
20.	State Bank of B & J	0	0.00	0	0.00	0	0.00	2	4.00	0	0.00	2	4.00
21.	Bank of Maharashtra	0	0.00	1	0.40	0	0.00	0	0.00	0	0.00	1	0.40
22.	Dena Bank	1	90.00	0	0.00	0	0.00	0	0.00	0	0.00	1	90.00
23.	IDBI Bank	0	0.00	0	0.00	0	0.00	0	0.00	0	0.00	0	0.00
B	Total Non-Lead Banks	108	382.05	105	450.12	10	12.26	188	363.60	83	232.78	494	1440.81
C	Total N. Banks (A+B)	268	601.68	214	651.24	12	17.18	288	570.81	619	1643.97	1401	3484.88
24.	Nainital Almora K.G.B.	29	45.25	58	135.64	0	0.00	58	114.55	33	48.38	178	343.82
25.	Uttaranchal G.B.	13	16.65	85	232.68	0	0.00	52	73.40	155	284.15	305	606.88
26.	U. P. Gramin Bank	0	0.00	0	0.00	0	0.00	0	0.00	0	0.00	0	0.00
D	Total R.R.B.	42	61.90	143	368.32	0	0.00	110	187.95	188	332.53	483	950.70
27.	Co-operative Bank	5	16.44	11	18.88	0	0.00	2	9.51	0	0.00	18	44.83
E	Total Cooperative	5	16.44	11	18.88	0	0.00	2	9.51	0	0.00	18	44.83
F	Total (C+D+E)	315	680.02	368	1038.44	12	17.18	400	768.27	807	1976.50	1902	4480.41
28.	Nainital Bank	124	232.44	10	58.24	0	0.00	0	0.00	0	0.00	134	290.68
29.	Axis Bank	0	0.00	0	0.00	0	0.00	0	0.00	0	0.00	0	0.00
30.	ICICI Bank	0	0.00	0	0.00	0	0.00	0	0.00	0	0.00	0	0.00
31.	HDFC Bank	0	0.00	0	0.00	0	0.00	0	0.00	0	0.00	0	0.00
32.	The J & K Bank Ltd.	0	0.00	0	0.00	0	0.00	0	0.00	0	0.00	0	0.00
33.	Fedral Bank Ltd.	0	0.00	0	0.00	0	0.00	0	0.00	0	0.00	0	0.00
34.	IndusInd Bank	0	0.00	0	0.00	0	0.00	0	0.00	0	0.00	0	0.00
35.	The Karnataka Bank Ltd.	0	0.00	0	0.00	0	0.00	0	0.00	0	0.00	0	0.00
36.	Kurmanchal Sehkari Bank	0	0.00	0	0.00	0	0.00	0	0.00	0	0.00	0	0.00
37.	The South Indian Bank Ltd	0	0.00	0	0.00	0	0.00	0	0.00	0	0.00	0	0.00
38.	ING Vasya	0	0.00	0	0.00	0	0.00	0	0.00	0	0.00	0	0.00
39.	Standard Chartered Bank	0	0.00	0	0.00	0	0.00	0	0.00	0	0.00	0	0.00
40.	YES Bank	0	0.00	0	0.00	0	0.00	0	0.00	0	0.00	0	0.00
41.	Kotak Mahindra	0	0.00	0	0.00	0	0.00	0	0.00	0	0.00	0	0.00
G	Total Private Bank	124	232.44	10	58.24	0	0.00	0	0.00	0	0.00	134	290.68
H	Total All Bank (F+G)	439	912.46	378	1096.68	12	17.18	400	768.27	807	1976.50	2036	4771.09

**VEERCHANDRA SINGH GARHWALI PARYATAN SWAROZGAR YOJNA
AS ON 31ST DEC. 2011**

TOTAL (VEHICLE & NON VEHICLE)

(₹ in Lacs)

S. No.	Name of the Bank	Yearly Targets	From 01.04.2011 to 31.12.2011							Outstanding since the launch of scheme i.e. 2002-03 to Dec. 11	
			Received		Loan Sanctioned		Loan Disbursed		Returned	No.	Amt.
			No.	Amt.	No.	Amt.	No.	Amt.	No.		
1.	State Bank of India	114	118	737.81	67	601.31	55	533.08	0	2091	6420.75
2.	Punjab National Bank	48	88	373.80	41	247.80	33	208.78	0	368	700.64
3.	Bank of Baroda	40	34	123.00	4	66.00	4	21.00	4	112	149.00
A	Total Lead Banks	202	240	1234.61	112	915.11	92	762.86	4	2571	7270.39
4.	Oriental Bank of Comm.	22	18	60.00	7	42.00	7	42.00	0	13	64.86
5.	Union Bank of India	27	22	84.74	9	74.74	9	74.74	0	33	144.39
6.	Canara Bank	15	4	29.50	4	29.50	4	29.50	0	14	74.50
7.	Central Bank of India	13	8	41.04	8	41.04	8	41.04	0	39	256.02
8.	Punjab & Sind Bank	11	4	41.20	4	41.20	4	41.20	0	10	40.00
9.	Allahabad Bank	15	20	49.75	13	49.75	11	49.75	0	54	233.51
10.	UCO Bank	10	0	0.00	0	0.00	0	0.00	0	0	0.00
11.	Indian Overseas Bank	9	0	0.00	0	0.00	0	0.00	0	0	0.00
12.	State Bank of Patiala	13	0	0.00	0	0.00	0	0.00	0	0	0.00
13.	Bank of India	6	3	20.35	2	15.31	2	15.31	0	3	19.31
14.	Syndicate Bank	9	0	0.00	0	0.00	0	0.00	0	9	30.83
15.	Vijaya Bank	4	0	0.00	0	0.00	0	0.00	0	0	0.00
16.	Corporation Bank	3	0	0.00	0	0.00	0	0.00	0	0	0.00
17.	Andhra Bank	3	0	0.00	0	0.00	0	0.00	0	0	0.00
18.	Indian Bank	4	0	0.00	0	0.00	0	0.00	0	0	0.00
19.	United Bank of India	1	0	0.00	0	0.00	0	0.00	0	0	0.00
20.	State Bank of B & J	2	1	8.45	1	8.45	1	8.45	0	1	8.45
21.	Bank of Maharashtra	2	0	0.00	0	0.00	0	0.00	0	0	0.00
22.	Dena Bank	1	0	0.00	0	0.00	0	0.00	0	6	14.00
23.	IDBI Bank	1	0	0.00	0	0.00	0	0.00	0	0	0.00
B	Total Non-Lead Banks	171	80	335.03	48	301.99	46	301.99	0	182	885.87
C	Total N. Banks (A+B)	373	320	1569.64	160	1217.10	138	1064.85	4	2753	8156.26
24.	Nainital Almora K.G.B.	15	17	82.70	13	77.32	11	74.06	0	146	684.80
25.	Uttaranchal G.B.	43	36	195.28	23	167.38	19	101.73	0	357	1914.93
26.	U. P. Gramin Bank	0	0	0.00	0	0.00	0	0.00	0	0	0.00
D	Total R.R.B.	58	53	277.98	36	244.70	30	175.79	0	503	2599.73
27.	Co-operative Bank	61	82	692.90	53	359.12	52	348.90	7	369	2859.50
E	Total Cooperative	61	82	692.90	53	359.12	52	348.90	7	369	2859.50
F	Total (C+D+E)	492	455	2540.52	249	1820.92	220	1589.54	11	3625	13615.49
28.	Nainital Bank	25	20	106.60	16	106.60	13	101.92	0	101	581.10
29.	Axis Bank	1	0	0.00	0	0.00	0	0.00	0	0	0.00
30.	ICICI Bank	1	0	0.00	0	0.00	0	0.00	0	0	0.00
31.	HDFC Bank	1	0	0.00	0	0.00	0	0.00	0	0	0.00
32.	The J & K Bank Ltd.	0	0	0.00	0	0.00	0	0.00	0	0	0.00
33.	Fedral Bank Ltd.	0	0	0.00	0	0.00	0	0.00	0	0	0.00
34.	IndusInd Bank	0	0	0.00	0	0.00	0	0.00	0	0	0.00
35.	The Karnataka Bank Ltd.	0	0	0.00	0	0.00	0	0.00	0	0	0.00
36.	Kurmanchal Sehkari Bank	0	0	0.00	0	0.00	0	0.00	0	0	0.00
37.	The South Indian Bank Ltd	0	0	0.00	0	0.00	0	0.00	0	0	0.00
38.	ING Vasya	0	0	0.00	0	0.00	0	0.00	0	0	0.00
39.	Standard Chartered Bank	0	0	0.00	0	0.00	0	0.00	0	0	0.00
40.	YES Bank	0	0	0.00	0	0.00	0	0.00	0	0	0.00
41.	Kotak Mahindra	0	0	0.00	0	0.00	0	0.00	0	0	0.00
G	Total Private Bank	28	20	106.60	16	106.60	13	101.92	0	101	581.10
H	Total All Bank (F+G)	520	475	2647.12	265	1927.52	233	1691.46	11	3726	14196.59

**VEERCHANDRA SINGH GARHWALI PARYATAN SWAROZGAR YOJNA
AS ON 31ST DEC. 2011**

VEHICLE CASES**(₹ in Lacs)**

S. No.	Name of the Bank	Yearly Targets	From 01.04.2011 to 31.12.2011							Outstanding since the launch of scheme i.e. 2002-03 to Dec. 11	
			Received		Loan Sanctioned		Loan Disbursed		Returned	No.	Amt.
			No.	Amt.	No.	Amt.	No.	Amt.	No.		
1.	State Bank of India	57	64	306.25	50	279.25	40	211.02	0	1004	2774.67
2.	Punjab National Bank	24	66	350.80	37	224.80	29	185.78	0	98	314.72
3.	Bank of Baroda	20	17	33.00	3	16.00	3	16.00	4	26	86.00
A	Total Lead Banks	101	147	690.05	90	520.05	72	412.80	4	1128	3175.39
4.	Oriental Bank of Comm.	11	10	60.00	7	42.00	7	42.00	0	12	52.50
5.	Union Bank of India	14	13	79.74	8	69.74	8	69.74	0	19	88.67
6.	Canara Bank	8	4	29.50	4	29.50	4	29.50	0	13	69.50
7.	Central Bank of India	6	8	41.04	8	41.04	8	41.04	0	23	138.38
8.	Punjab & Sind Bank	5	3	21.20	3	21.20	3	21.20	0	10	40.00
9.	Allahabad Bank	7	10	25.45	10	25.45	8	25.45	0	28	139.50
10.	UCO Bank	5	0	0.00	0	0.00	0	0.00	0	0	0.00
11.	Indian Overseas Bank	4	0	0.00	0	0.00	0	0.00	0	0	0.00
12.	State Bank of Patiala	7	0	0.00	0	0.00	0	0.00	0	0	0.00
13.	Bank of India	4	2	11.29	1	6.25	1	6.25	0	2	10.25
14.	Syndicate Bank	4	0	0.00	0	0.00	0	0.00	0	6	17.09
15.	Vijaya Bank	1	0	0.00	0	0.00	0	0.00	0	0	0.00
16.	Corporation Bank	1	0	0.00	0	0.00	0	0.00	0	0	0.00
17.	Andhra Bank	2	0	0.00	0	0.00	0	0.00	0	0	0.00
18.	Indian Bank	2	0	0.00	0	0.00	0	0.00	0	0	0.00
19.	United Bank of India	0	0	0.00	0	0.00	0	0.00	0	0	0.00
20.	State Bank of B & J	1	1	8.45	1	8.45	1	8.45	0	1	8.45
21.	Bank of Maharashtra	1	0	0.00	0	0.00	0	0.00	0	0	0.00
22.	Dena Bank	0	0	0.00	0	0.00	0	0.00	0	6	14.00
23.	IDBI Bank	1	0	0.00	0	0.00	0	0.00	0	0	0.00
B	Total Non-Lead Banks	84	51	276.67	42	243.63	40	243.63	0	120	578.34
C	Total N. Banks (A+B)	185	198	966.72	132	763.68	112	656.43	4	1248	3753.73
24.	Nainital Almora K.G.B.	8	11	45.84	11	45.84	9	42.58	0	81	261.83
25.	Uttaranchal G.B.	22	18	51.08	14	48.64	10	37.86	0	160	575.44
26.	U. P. Gramin Bank	0	0	0.00	0	0.00	0	0.00	0	0	0.00
D	Total R.R.B.	30	29	96.92	25	94.48	19	80.44	0	241	837.27
27.	Co-operative Bank	29	38	179.46	35	135.79	34	125.57	1	123	942.31
E	Total Cooperative	29	38	179.46	35	135.79	34	125.57	1	123	942.31
F	Total (C+D+E)	244	265	1243.10	192	993.95	165	862.44	5	1612	5533.31
28.	Nainital Bank	13	9	52.97	9	52.97	6	48.29	0	63	271.85
29.	Axis Bank	1	0	0.00	0	0.00	0	0.00	0	0	0.00
30.	ICICI Bank	1	0	0.00	0	0.00	0	0.00	0	0	0.00
31.	HDFC Bank	1	0	0.00	0	0.00	0	0.00	0	0	0.00
32.	The J & K Bank Ltd.	0	0	0.00	0	0.00	0	0.00	0	0	0.00
33.	Fedral Bank Ltd.	0	0	0.00	0	0.00	0	0.00	0	0	0.00
34.	IndusInd Bank	0	0	0.00	0	0.00	0	0.00	0	0	0.00
35.	The Karnataka Bank Ltd.	0	0	0.00	0	0.00	0	0.00	0	0	0.00
36.	Kurmanchal Sehkari Bank	0	0	0.00	0	0.00	0	0.00	0	0	0.00
37.	The South Indian Bank Ltd	0	0	0.00	0	0.00	0	0.00	0	0	0.00
38.	ING Vasya	0	0	0.00	0	0.00	0	0.00	0	0	0.00
39.	Standard Chartered Bank	0	0	0.00	0	0.00	0	0.00	0	0	0.00
40.	YES Bank	0	0	0.00	0	0.00	0	0.00	0	0	0.00
41.	Kotak Mahindra	0	0	0.00	0	0.00	0	0.00	0	0	0.00
G	Total Private Bank	16	9	52.97	9	52.97	6	48.29	0	63	271.85
H	Total All Bank (F+G)	260	274	1296.07	201	1046.92	171	910.73	5	1675	5805.16

**VEERCHANDRA SINGH GARHWALI PARYATAN SWAROZGAR YOJNA
AS ON 31ST DEC. 2011**

NON-VEHICLE CASES

(₹ in Lacs)

S. No.	Name of the Bank	Yearly Targets	From 01.04.2011 to 31.12.2011							Outstanding since the launch of scheme i.e. 2002-03 to Dec. 11	
			Received		Loan Sanctioned		Loan Disbursed		Returned		
			No.	Amt.	No.	Amt.	No.	Amt.	No.	No.	Amt.
1.	State Bank of India	57	54	431.56	17	322.06	15	322.06	0	1087	3646.08
2.	Punjab National Bank	24	22	23.00	4	23.00	4	23.00	0	270	385.92
3.	Bank of Baroda	20	17	90.00	1	50.00	1	5.00	0	86	63.00
A	Total Lead Banks	101	93	544.56	22	395.06	20	350.06	0	1443	4095.00
4.	Oriental Bank of Comm.	11	8	0.00	0	0.00	0	0.00	0	1	12.36
5.	Union Bank of India	13	9	5.00	1	5.00	1	5.00	0	14	55.72
6.	Canara Bank	7	0	0.00	0	0.00	0	0.00	0	1	5.00
7.	Central Bank of India	7	0	0.00	0	0.00	0	0.00	0	16	117.64
8.	Punjab & Sind Bank	6	1	20.00	1	20.00	1	20.00	0	0	0.00
9.	Allahabad Bank	8	10	24.30	3	24.30	3	24.30	0	26	94.01
10.	UCO Bank	5	0	0.00	0	0.00	0	0.00	0	0	0.00
11.	Indian Overseas Bank	5	0	0.00	0	0.00	0	0.00	0	0	0.00
12.	State Bank of Patiala	6	0	0.00	0	0.00	0	0.00	0	0	0.00
13.	Bank of India	2	1	9.06	1	9.06	1	9.06	0	1	9.06
14.	Syndicate Bank	5	0	0.00	0	0.00	0	0.00	0	3	13.74
15.	Vijaya Bank	3	0	0.00	0	0.00	0	0.00	0	0	0.00
16.	Corporation Bank	2	0	0.00	0	0.00	0	0.00	0	0	0.00
17.	Andhra Bank	1	0	0.00	0	0.00	0	0.00	0	0	0.00
18.	Indian Bank	2	0	0.00	0	0.00	0	0.00	0	0	0.00
19.	United Bank of India	1	0	0.00	0	0.00	0	0.00	0	0	0.00
20.	State Bank of B & J	1	0	0.00	0	0.00	0	0.00	0	0	0.00
21.	Bank of Maharashtra	1	0	0.00	0	0.00	0	0.00	0	0	0.00
22.	Dena Bank	1	0	0.00	0	0.00	0	0.00	0	0	0.00
23.	IDBI Bank	0	0	0.00	0	0.00	0	0.00	0	0	0.00
B	Total Non-Lead Banks	87	29	58.36	6	58.36	6	58.36	0	62	307.53
C	Total N. Banks (A+B)	188	122	602.92	28	453.42	26	408.42	0	1505	4402.53
24.	Nainital Almora K.G.B.	7	6	36.86	2	31.48	2	31.48	0	65	422.97
25.	Uttaranchal G.B.	21	18	144.20	9	118.74	9	63.87	0	197	1339.49
26.	U. P. Gramin Bank	0	0	0.00	0	0.00	0	0.00	0	0	0.00
D	Total R.R.B.	28	24	181.06	11	150.22	11	95.35	0	262	1762.46
27.	Co-operative Bank	32	44	513.44	18	223.33	18	223.33	6	246	1917.19
E	Total Cooperative	32	44	513.44	18	223.33	18	223.33	6	246	1917.19
F	Total (C+D+E)	248	190	1297.42	57	826.97	55	727.10	6	2013	8082.18
28.	Nainital Bank	12	11	53.63	7	53.63	7	53.63	0	38	309.25
29.	Axis Bank	0	0	0.00	0	0.00	0	0.00	0	0	0.00
30.	ICICI Bank	0	0	0.00	0	0.00	0	0.00	0	0	0.00
31.	HDFC Bank	0	0	0.00	0	0.00	0	0.00	0	0	0.00
32.	The J & K Bank Ltd.	0	0	0.00	0	0.00	0	0.00	0	0	0.00
33.	Fedral Bank Ltd.	0	0	0.00	0	0.00	0	0.00	0	0	0.00
34.	IndusInd Bank	0	0	0.00	0	0.00	0	0.00	0	0	0.00
35.	The Karnataka Bank Ltd.	0	0	0.00	0	0.00	0	0.00	0	0	0.00
36.	Kurmanchal Sehkari Bank	0	0	0.00	0	0.00	0	0.00	0	0	0.00
37.	The South Indian Bank Ltd	0	0	0.00	0	0.00	0	0.00	0	0	0.00
38.	ING Vasya	0	0	0.00	0	0.00	0	0.00	0	0	0.00
39.	Standard Chartered Bank	0	0	0.00	0	0.00	0	0.00	0	0	0.00
40.	YES Bank	0	0	0.00	0	0.00	0	0.00	0	0	0.00
41.	Kotak Mahindra	0	0	0.00	0	0.00	0	0.00	0	0	0.00
G	Total Private Bank	12	11	53.63	7	53.63	7	53.63	0	38	309.25
H	Total All Bank (F+G)	260	201	1351.05	64	880.60	62	780.73	6	2051	8391.43

VEERCHANDRA SINGH GARHWALI PARYATAN SWAROZGAR YOJNA
ACTIVITYWISE CUMULATIVE POSITION UPTO 31ST DEC. 2011

ACTIVITYWISE OUTSTANDINGS

(₹ in Lacs)

S. No.	Name of the Bank	Hotel/Motel		Resturant/Fast Food Center		Workshop / Garrage		STD/PCO		Adventure Activity	
		A/cs	Amt.	A/cs	Amt.	A/cs	Amt.	A/cs	Amt.	A/cs	Amt.
1.	State Bank of India	522	2589.35	58	140.00	111	251.00	50	130.00	170	150.00
2.	Punjab National Bank	47	496.33	25	54.30	11	26.45	15	18.98	0	0.00
3.	Bank of Baroda	0	0.00	0	0.00	0	0.00	0	0.00	0	0.00
A	Total Lead Banks	569	3085.68	83	194.30	122	277.45	65	148.98	170	150.00
4.	Oriental Bank of Comm.	1	12.36	0	0.00	0	0.00	0	0.00	0	0.00
5.	Union Bank of India	0	0.00	14	55.72	0	0.00	0	0.00	0	0.00
6.	Canara Bank	0	0.00	0	0.00	0	0.00	0	0.00	0	0.00
7.	Central Bank of India	10	95.18	3	18.54	1	2.45	2	1.54	0	0.00
8.	Punjab & Sind Bank	1	20.00	0	0.00	0	0.00	0	0.00	0	0.00
9.	Allahabad Bank	18	66.00	0	0.00	0	0.00	0	0.00	0	0.00
10.	UCO Bank	0	0.00	0	0.00	0	0.00	0	0.00	0	0.00
11.	Indian Overseas Bank	0	0.00	0	0.00	0	0.00	0	0.00	0	0.00
12.	State Bank of Patiala	0	0.00	0	0.00	0	0.00	0	0.00	0	0.00
13.	Bank of India	2	17.37	0	0.00	0	0.00	0	0.00	0	0.00
14.	Syndicate Bank	0	0.00	0	0.00	0	0.00	0	0.00	0	0.00
15.	Vijaya Bank	0	0.00	0	0.00	0	0.00	0	0.00	0	0.00
16.	Corporation Bank	0	0.00	0	0.00	0	0.00	0	0.00	0	0.00
17.	Andhra Bank	0	0.00	0	0.00	0	0.00	0	0.00	0	0.00
18.	Indian Bank	0	0.00	0	0.00	0	0.00	0	0.00	0	0.00
19.	United Bank of India	0	0.00	0	0.00	0	0.00	0	0.00	0	0.00
20.	State Bank of B & J	0	0.00	0	0.00	0	0.00	0	0.00	0	0.00
21.	Bank of Maharashtra	0	0.00	0	0.00	0	0.00	0	0.00	0	0.00
22.	Dena Bank	0	0.00	0	0.00	0	0.00	0	0.00	0	0.00
23.	IDBI Bank	0	0.00	0	0.00	0	0.00	0	0.00	0	0.00
B	Total Non-Lead Banks	32	210.91	17	74.26	1	2.45	2	1.54	0	0.00
C	Total N. Banks (A+B)	601	3296.59	100	268.56	123	279.90	67	150.52	170	150.00
24.	Nainital Almora K.G.B.	51	361.80	6	6.11	8	55.06	0	0.00	0	0.00
25.	Uttaranchal G.B.	173	1218.28	23	118.01	0	0.00	0	0.00	1	3.20
26.	U. P. Gramin Bank	0	0.00	0	0.00	0	0.00	0	0.00	0	0.00
D	Total R.R.B.	224	1580.08	29	124.12	8	55.06	0	0.00	1	3.20
27.	Co-operative Bank	250	2153.95	9	62.15	11	75.79	6	9.03	3	55.80
E	Total Cooperative	250	2153.95	9	62.15	11	75.79	6	9.03	3	55.80
F	Total (C+D+E)	1075	7030.62	138	454.83	142	410.75	73	159.55	174	209.00
28.	Nainital Bank	38	309.25	0	0.00	0	0.00	0	0.00	0	0.00
29.	Axis Bank	0	0.00	0	0.00	0	0.00	0	0.00	0	0.00
30.	ICICI Bank	0	0.00	0	0.00	0	0.00	0	0.00	0	0.00
31.	HDFC Bank	0	0.00	0	0.00	0	0.00	0	0.00	0	0.00
32.	The J & K Bank Ltd.	0	0.00	0	0.00	0	0.00	0	0.00	0	0.00
33.	Fedral Bank Ltd.	0	0.00	0	0.00	0	0.00	0	0.00	0	0.00
34.	IndusInd Bank	0	0.00	0	0.00	0	0.00	0	0.00	0	0.00
35.	The Karnataka Bank Ltd.	0	0.00	0	0.00	0	0.00	0	0.00	0	0.00
36.	Kurmanchal Sehkari Bank	0	0.00	0	0.00	0	0.00	0	0.00	0	0.00
37.	The South Indian Bank Ltd	0	0.00	0	0.00	0	0.00	0	0.00	0	0.00
38.	ING Vasya	0	0.00	0	0.00	0	0.00	0	0.00	0	0.00
39.	Standard Chartered Bank	0	0.00	0	0.00	0	0.00	0	0.00	0	0.00
40.	YES Bank	0	0.00	0	0.00	0	0.00	0	0.00	0	0.00
41.	Kotak Mahindra	0	0.00	0	0.00	0	0.00	0	0.00	0	0.00
G	Total Private Bank	38	309.25	0	0.00	0	0.00	0	0.00	0	0.00
H	Total All Bank (F+G)	1113	7339.87	138	454.83	142	410.75	73	159.55	174	209.00

Contd.

(₹ in Lacs)

S. No.	Name of the Bank	Yoga Kendra		Tentage Accomodation		Souvenir Shop		Vehicles		TOTAL	
		A/cs	Amt.	A/cs	Amt.	A/cs	Amt.	A/cs	Amt.	A/cs	Amt.
1.	State Bank of India	65	125.00	85	160.00	26	100.73	1004	2774.67	2091	6420.75
2.	Punjab National Bank	0	0.00	0	0.00	19	16.53	98	314.72	215	927.31
3.	Bank of Baroda	0	0.00	0	0.00	0	0.00	26	86.00	26	86.00
A	Total Lead Banks	65	125.00	85	160.00	45	117.26	1128	3175.39	2332	7434.06
4.	Oriental Bank of Comm.	0	0.00	0	0.00	0	0.00	12	52.50	13	64.86
5.	Union Bank of India	0	0.00	0	0.00	0	0.00	19	88.67	33	144.39
6.	Canara Bank	0	0.00	0	0.00	0	0.00	13	69.50	13	69.50
7.	Central Bank of India	0	0.00	0	0.00	0	0.00	23	138.38	39	256.09
8.	Punjab & Sind Bank	0	0.00	0	0.00	0	0.00	10	40.00	11	60.00
9.	Allahabad Bank	0	0.00	0	0.00	0	0.00	28	139.50	46	205.50
10.	UCO Bank	0	0.00	0	0.00	0	0.00	0	0.00	0	0.00
11.	Indian Overseas Bank	0	0.00	0	0.00	0	0.00	0	0.00	0	0.00
12.	State Bank of Patiala	0	0.00	0	0.00	0	0.00	0	0.00	0	0.00
13.	Bank of India	0	0.00	0	0.00	0	0.00	2	10.25	4	27.62
14.	Syndicate Bank	0	0.00	0	0.00	0	0.00	6	17.09	6	17.09
15.	Vijaya Bank	0	0.00	0	0.00	0	0.00	0	0.00	0	0.00
16.	Corporation Bank	0	0.00	0	0.00	0	0.00	0	0.00	0	0.00
17.	Andhra Bank	0	0.00	0	0.00	0	0.00	0	0.00	0	0.00
18.	Indian Bank	0	0.00	0	0.00	0	0.00	0	0.00	0	0.00
19.	United Bank of India	0	0.00	0	0.00	0	0.00	0	0.00	0	0.00
20.	State Bank of B & J	0	0.00	0	0.00	0	0.00	1	8.45	1	8.45
21.	Bank of Maharashtra	0	0.00	0	0.00	0	0.00	0	0.00	0	0.00
22.	Dena Bank	0	0.00	0	0.00	0	0.00	6	14.00	6	14.00
23.	IDBI Bank	0	0.00	0	0.00	0	0.00	0	0.00	0	0.00
B	Total Non-Lead Banks	0	0.00	0	0.00	0	0.00	120	578.34	172	867.50
C	Total N. Banks (A+B)	65	125.00	85	160.00	45	117.26	1248	3753.73	2504	8301.56
24.	Nainital Almora K.G.B.	0	0.00	0	0.00	0	0.00	81	261.83	146	684.80
25.	Uttaranchal G.B.	0	0.00	0	0.00	0	0.00	160	575.44	357	1914.93
26.	U. P. Gramin Bank	0	0.00	0	0.00	0	0.00	0	0.00	0	0.00
D	Total R.R.B.	0	0.00	0	0.00	0	0.00	241	837.27	503	2599.73
27.	Co-operative Bank	5	27.70	0	0.00	1	3.52	123	942.31	408	3330.25
E	Total Cooperative	5	27.70	0	0.00	1	3.52	123	942.31	408	3330.25
F	Total (C+D+E)	70	152.70	85	160.00	46	120.78	1612	5533.31	3415	14231.54
28.	Nainital Bank	0	0.00	0	0.00	0	0.00	63	271.85	101	581.10
29.	Axis Bank	0	0.00	0	0.00	0	0.00	0	0.00	0	0.00
30.	ICICI Bank	0	0.00	0	0.00	0	0.00	0	0.00	0	0.00
31.	HDFC Bank	0	0.00	0	0.00	0	0.00	0	0.00	0	0.00
32.	The J & K Bank Ltd.	0	0.00	0	0.00	0	0.00	0	0.00	0	0.00
33.	Fedral Bank Ltd.	0	0.00	0	0.00	0	0.00	0	0.00	0	0.00
34.	IndusInd Bank	0	0.00	0	0.00	0	0.00	0	0.00	0	0.00
35.	The Karnataka Bank Ltd.	0	0.00	0	0.00	0	0.00	0	0.00	0	0.00
36.	Kurmanchal Sehkar Bank	0	0.00	0	0.00	0	0.00	0	0.00	0	0.00
37.	The South Indian Bank Ltd	0	0.00	0	0.00	0	0.00	0	0.00	0	0.00
38.	ING Vasya	0	0.00	0	0.00	0	0.00	0	0.00	0	0.00
39.	Standard Chartered Bank	0	0.00	0	0.00	0	0.00	0	0.00	0	0.00
40.	YES Bank	0	0.00	0	0.00	0	0.00	0	0.00	0	0.00
41.	Kotak Mahindra	0	0.00	0	0.00	0	0.00	0	0.00	0	0.00
G	Total Private Bank	0	0.00	0	0.00	0	0.00	63	271.85	101	581.10
H	Total All Bank (F+G)	70	152.70	85	160.00	46	120.78	1675	5805.16	3516	14812.64

MGNREGA

FROM 01.04.2011 TO 31.12.2011

(₹ in Lacs)

S. No.	Name of the Bank	Benefits/Payments through Banking System		Cumulative since inception	
				A/cs	Amount
1.	State Bank of India	2792	469.20	38992	2110.39
2.	Punjab National Bank	3547	217.10	29236	7693.20
3.	Bank of Baroda	4563	686.00	4563	686.00
A	Total Lead Banks	10902	1372.30	72791	10489.59
4.	Oriental Bank of Comm.	0	0.00	0	0.00
5.	Union Bank of India	6792	249.39	14165	652.91
6.	Canara Bank	2050	6.15	2050	6.15
7.	Central Bank of India	26	0.98	471	8.67
8.	Punjab & Sind Bank	90	29.14	0	0.00
9.	Allahabad Bank	17242	283.59	96931	567.75
10.	UCO Bank	0	0.00	0	0.00
11.	Indian Overseas Bank	0	218.00	0	345.00
12.	State Bank of Patiala	0	0.00	0	0.00
13.	Bank of India	16	0.54	67	1.98
14.	Syndicate Bank	375	6.30	645	8.73
15.	Vijaya Bank	0	0.00	0	0.00
16.	Corporation Bank	0	0.00	0	0.00
17.	Andhra Bank	0	0.00	0	0.00
18.	Indian Bank	0	0.00	0	0.00
19.	United Bank of India	0	0.00	0	0.00
20.	State Bank of B & J	0	0.00	0	0.00
21.	Bank of Maharashtra	0	0.00	0	0.00
22.	Dena Bank	100	0.59	170	0.76
23.	IDBI Bank	0	0.00	0	0.00
B	Total Non-Lead Banks	26691	794.68	114499	1591.95
C	Total N. Banks (A + B)	37593	2166.98	187290	12081.54
24.	Nainital Almora K.G.B.	0	0.00	0	0.00
25.	Uttaranchal G.B.	4703	96.30	35634	376.53
26.	U. P. Gramin Bank	0	0.00	0	0.00
D	Total R.R.B.	4703	96.30	35634	376.53
27.	Co-operative Bank	21	18.50	1391	318.81
E	Total Cooperative	21	18.50	1391	318.81
F	Total (C+D+E)	42317	2281.78	224315	12776.88
28.	Nainital Bank	2513	58.51	5492	145.92
29.	Axis Bank	0	0.00	0	0.00
30.	ICICI Bank	0	0.00	0	0.00
31.	HDFC Bank	0	0.00	0	0.00
32.	The J & K Bank Ltd.	0	0.00	0	0.00
33.	Fedral Bank Ltd.	0	0.00	0	0.00
34.	IndusInd Bank	0	0.00	0	0.00
35.	The Karnataka Bank Ltd.	0	0.00	0	0.00
36.	Kurmanchal Sehkari Bank	0	0.00	0	0.00
37.	The South Indian Bank Ltd	0	0.00	0	0.00
38.	ING Vasya	0	0.00	0	0.00
39.	Standard Chartered Bank	0	0.00	0	0.00
40.	YES Bank	0	0.00	0	0.00
41.	Kotak Mahindra	0	0.00	0	0.00
G	Total Private Bank	2513	58.51	5492	145.92
H	Total All Bank (F+G)	44830	2340.29	229807	12922.80

**JOINT LIABILITY GROUP
OUTSTANDING AS ON *31ST DEC. 2011***

FROM 01.04.2011 TO 30.09.2011

(₹ in Lacs)

S. No.	Name of the Bank	Application Received	Sanctioned		Disbursed		Outstanding	
		No.	No.	Amt.	No.	Amt.	No.	Amt.
1.	State Bank of India	123	123	105.34	123	105.34	321	261.85
2.	Punjab National Bank	199	199	287.61	200	210.57	154	188.13
3.	Bank of Baroda	3	28	41.96	28	41.96	28	41.96
A	Total Lead Banks	325	350	434.91	351	357.87	503	491.94
4.	Oriental Bank of Comm.	0	0	0.00	0	0.00	0	0.00
5.	Union Bank of India	15	15	6.50	15	6.50	15	6.67
6.	Canara Bank	0	0	0.00	0	0.00	0	0.00
7.	Central Bank of India	0	0	0.00	0	0.00	0	0.00
8.	Punjab & Sind Bank	5	5	4.50	5	4.50	0	0.00
9.	Allahabad Bank	7	7	14.00	7	14.00	10	23.63
10.	UCO Bank	0	0	0.00	0	0.00	0	0.00
11.	Indian Overseas Bank	0	0	0.00	0	0.00	0	0.00
12.	State Bank of Patiala	108	108	28.30	108	28.30	108	27.88
13.	Bank of India	0	0	0.00	0	0.00	0	0.00
14.	Syndicate Bank	2	2	2.00	0	0.00	2	2.00
15.	Vijaya Bank	0	0	0.00	0	0.00	0	0.00
16.	Corporation Bank	0	0	0.00	0	0.00	0	0.00
17.	Andhra Bank	0	0	0.00	0	0.00	0	0.00
18.	Indian Bank	0	0	0.00	0	0.00	0	0.00
19.	United Bank of India	0	0	0.00	0	0.00	6	3.20
20.	State Bank of B & J	0	0	0.00	35	20.58	35	20.58
21.	Bank of Maharashtra	0	0	0.00	0	0.00	0	0.00
22.	Dena Bank	0	0	0.00	0	0.00	0	0.00
23.	IDBI Bank	0	0	0.00	0	0.00	0	0.00
B	Total Non-Lead Banks	137	137	55.30	170	73.88	176	83.96
C	Total N. Banks (A + B)	462	487	490.21	521	431.75	679	575.90
24.	Nainital Almora K.G.B.	149	149	317.29	149	317.29	183	322.40
25.	Uttaranchal G.B.	312	312	352.67	315	238.20	257	197.73
26.	U. P. Gramin Bank	0	0	0.00	0	0.00	0	0.00
D	Total R.R.B.	461	461	669.96	464	555.49	440	520.13
27.	Co-operative Bank	6	6	10.50	6	8.63	7	12.02
E	Total Cooperative	6	6	10.50	6	8.63	7	12.02
F	Total (C+D+E)	929	954	1170.67	991	995.87	1126	1108.05
28.	Nainital Bank	21	21	42.00	21	34.00	24	39.65
29.	Axis Bank	0	0	0.00	0	0.00	0	0.00
30.	ICICI Bank	0	0	0.00	0	0.00	0	0.00
31.	HDFC Bank	0	0	0.00	0	0.00	0	0.00
32.	The J & K Bank Ltd.	0	0	0.00	0	0.00	0	0.00
33.	Fedral Bank Ltd.	0	0	0.00	0	0.00	0	0.00
34.	IndusInd Bank	0	0	0.00	0	0.00	0	0.00
35.	The Karnataka Bank Ltd.	0	0	0.00	0	0.00	0	0.00
36.	Kurmanchal Sehkari Bank	0	0	0.00	0	0.00	0	0.00
37.	The South Indian Bank Ltd	0	0	0.00	0	0.00	0	0.00
38.	ING Vasya	0	0	0.00	0	0.00	0	0.00
39.	Standard Chartered Bank	0	0	0.00	0	0.00	0	0.00
40.	YES Bank	0	0	0.00	0	0.00	0	0.00
41.	Kotak Mahindra	0	0	0.00	0	0.00	0	0.00
G	Total Private Bank	21	21	42.00	21	34.00	24	39.65
H	Total All Bank (F+G)	950	975	1212.67	1012	1029.87	1150	1147.70

**PRIME MINISTER'S ROZGAR YOJNA (PMRY)
ACTIVITYWISE CUMULATIVE POSITION UPTO **31ST DEC. 2011****

ACTIVITYWISE OUTSTANDINGS

(₹ in Lacs)

S. No.	Name of the Bank	Trade Shop		Industries		Services		Transport		Others		Total	
		A/cs	Amt.	A/cs	Amt.	A/cs	Amt.	A/cs	Amt.	A/cs	Amt.	A/cs	Amt.
1.	State Bank of India	4562	1232.52	203	126.55	223	301.06	178	125.02	2765	895.25	7931	2680.40
2.	Punjab National Bank	185	47.08	299	125.97	646	172.90	91	49.62	111	35.77	1332	431.34
3.	Bank of Baroda	0	0.00	0	0.00	0	0.00	0	0.00	0	0.00	0	0.00
A	Total Lead Banks	4747	1279.60	502	252.52	869	473.96	269	174.64	2876	931.02	9263	3111.74
4.	Oriental Bank of Comm.	186	68.12	2	20.32	502	196.55	46	24.75	31	25.28	767	335.02
5.	Union Bank of India	252	115.06	5	1.15	40	16.94	11	6.86	227	74.59	535	214.60
6.	Canara Bank	0	0.00	0	0.00	0	0.00	0	0.00	452	557.32	452	557.32
7.	Central Bank of India	105	101.05	17	17.41	146	96.09	8	16.72	98	65.86	374	297.13
8.	Punjab & Sind Bank	0	0.00	0	0.00	0	0.00	0	0.00	0	0.00	0	0.00
9.	Allahabad Bank	271	226.51	73	67.55	163	109.76	90	59.29	106	73.01	703	536.12
10.	UCO Bank	242	121.00	0	0.00	0	0.00	0	0.00	67	35.00	309	156.00
11.	Indian Overseas Bank	0	49.00	0	41.00	0	0.00	0	0.00	0	37.00	0	127.00
12.	State Bank of Patiala	10	1.80	2	0.45	0	0.00	0	0.00	0	0.00	12	2.25
13.	Bank of India	41	14.75	10	14.02	6	3.09	0	0.00	57	20.45	114	52.31
14.	Syndicate Bank	41	26.00	0	0.00	18	10.21	16	18.90	20	7.26	95	62.37
15.	Vijaya Bank	10	614.00	0	0.00	11	4.33	0	0.00	0	0.00	21	618.33
16.	Corporation Bank	0	0.00	0	0.00	29	11.02	0	0.00	0	0.00	29	11.02
17.	Andhra Bank	0	0.00	0	0.00	0	0.00	0	0.00	0	0.00	0	0.00
18.	Indian Bank	0	0.00	0	0.00	0	0.00	0	0.00	0	0.00	0	0.00
19.	United Bank of India	0	0.00	0	0.00	0	0.00	0	0.00	6	3.20	6	3.20
20.	State Bank of B & J	0	0.00	0	0.00	35	20.58	0	0.00	0	0.00	35	20.58
21.	Bank of Maharashtra	0	0.00	0	0.00	0	0.00	0	0.00	0	0.00	0	0.00
22.	Dena Bank	9	2.20	0	0.00	0	0.00	0	0.00	18	10.34	27	12.54
23.	IDBI Bank	0	0.00	0	0.00	0	0.00	0	0.00	0	0.00	0	0.00
B	Total Non-Lead Banks	1167	1339.49	109	161.90	950	468.57	171	126.52	1082	909.31	3479	3005.79
C	Total N. Banks (A+B)	5914	2619.09	611	414.42	1819	942.53	440	301.16	3958	1840.33	12742	6117.53
24.	Nainital Almora K.G.B.	0	0.00	0	0.00	0	0.00	0	0.00	0	0.00	0	0.00
25.	Uttaranchal G.B.	0	0.00	0	0.00	0	0.00	0	0.00	0	0.00	0	0.00
26.	U. P. Gramin Bank	0	0.00	0	0.00	0	0.00	0	0.00	0	0.00	0	0.00
D	Total R.R.B.	0	0.00	0	0.00	0	0.00	0	0.00	0	0.00	0	0.00
27.	Co-operative Bank	4	17.06	0	0.00	4	9.02	0	0.00	1	40.00	9	66.08
E	Total Cooperative	4	17.06	0	0.00	4	9.02	0	0.00	1	40.00	9	66.08
F	Total (C+D+E)	5918	2636.15	611	414.42	1823	951.55	440	301.16	3959	1880.33	12751	6183.61
28.	Nainital Bank	209	69.94	12	11.90	117	57.57	17	8.27	52	26.80	407	174.48
29.	Axis Bank	0	0.00	0	0.00	0	0.00	0	0.00	0	0.00	0	0.00
30.	ICICI Bank	0	0.00	0	0.00	0	0.00	0	0.00	0	0.00	0	0.00
31.	HDFC Bank	0	0.00	0	0.00	0	0.00	0	0.00	0	0.00	0	0.00
32.	The J & K Bank Ltd.	0	0.00	0	0.00	0	0.00	0	0.00	1	0.13	1	0.13
33.	Fedral Bank Ltd.	0	0.00	0	0.00	0	0.00	0	0.00	0	0.00	0	0.00
34.	IndusInd Bank	0	0.00	0	0.00	0	0.00	0	0.00	0	0.00	0	0.00
35.	The Karnataka Bank Ltd.	0	0.00	0	0.00	0	0.00	0	0.00	0	0.00	0	0.00
36.	Kurmanchal Sehkar Bank	0	0.00	0	0.00	0	0.00	0	0.00	0	0.00	0	0.00
37.	The South Indian Bank Ltd	0	0.00	0	0.00	0	0.00	0	0.00	0	0.00	0	0.00
38.	ING Vasya	0	0.00	0	0.00	0	0.00	0	0.00	0	0.00	0	0.00
39.	Standard Chartered Bank	0	0.00	0	0.00	0	0.00	0	0.00	0	0.00	0	0.00
40.	YES Bank	0	0.00	0	0.00	0	0.00	0	0.00	0	0.00	0	0.00
41.	Kotak Mahindra	0	0.00	0	0.00	0	0.00	0	0.00	0	0.00	0	0.00
G	Total Private Bank	209	69.94	12	11.90	117	57.57	17	8.27	53	26.93	408	174.61
H	Total All Bank (F+G)	6127	2706.09	623	426.32	1940	1009.12	457	309.43	4012	1907.26	13159	6358.22

D.I.R. ADVANCES
PROGRESS AS ON 31ST DEC. 2011

FROM 01.04.2011 TO 31.12.2011

(₹ in Lacs)

S. No.	Name of the Bank	Application Received		Amount Disbursed during the quarter		Amount Disbursed upto the quarter		Total Outstanding	
		No.	No.	No.	Amt.	No.	Amt.	No.	Amt.
1.	State Bank of India	182	378.00	128	47.50	378	55.47	239	1186.00
2.	Punjab National Bank	328	300.00	300	60.00	410	70.00	808	716.04
3.	Bank of Baroda	150	46.89	50	7.89	204	16.19	335	255.70
A	Total Lead Banks	660	724.89	478	115.39	992	141.66	1382	2157.74
4.	Oriental Bank of Comm.	2	6.00	2	0.35	6	0.95	29	4.10
5.	Union Bank of India	31	244.00	31	3.79	244	29.54	696	122.00
6.	Canara Bank	50	70.00	36	0.35	0	0.00	304	1000.00
7.	Central Bank of India	0	0.00	0	0.00	0	0.00	0	0.00
8.	Punjab & Sind Bank	0	0.00	0	0.00	0	0.00	0	0.00
9.	Allahabad Bank	6	6.00	6	1.23	8	1.23	130	18.00
10.	UCO Bank	32	80.00	32	8.00	82	20.50	82	200.00
11.	Indian Overseas Bank	0	0.00	0	0.09	0	0.47	0	10.00
12.	State Bank of Patiala	0	0.00	0	0.00	0	0.00	28	66.00
13.	Bank of India	0	0.00	0	0.00	0	0.00	3	10.00
14.	Syndicate Bank	0	0.00	0	0.00	0	0.00	0	0.00
15.	Vijaya Bank	0	0.00	0	0.00	0	0.00	8	100.00
16.	Corporation Bank	0	0.00	0	0.00	0	0.00	30	16.00
17.	Andhra Bank	0	0.00	0	0.00	0	0.00	0	0.00
18.	Indian Bank	0	0.00	0	0.00	0	0.00	0	0.00
19.	United Bank of India	0	0.00	0	0.00	0	0.00	0	0.00
20.	State Bank of B & J	0	0.00	0	0.00	0	0.00	28	2.00
21.	Bank of Maharashtra	0	0.00	0	0.00	0	0.00	0	0.00
22.	Dena Bank	0	0.00	0	0.00	0	0.00	0	0.00
23.	IDBI Bank	0	0.00	0	0.00	0	0.00	0	0.00
B	Total Non-Lead Banks	121	406.00	107	13.81	340	52.69	1338	1548.10
C	Total N. Banks (A + B)	781	1130.89	585	129.20	1332	194.35	2720	3705.84
24.	Nainital Almora K.G.B.	0	0.00	0	0.00	0	0.00	0	0.00
25.	Uttaranchal G.B.	0	0.00	0	0.00	0	0.00	0	0.00
26.	U. P. Gramin Bank	0	0.00	0	0.00	0	0.00	0	0.00
D	Total R.R.B.	0	0.00	0	0.00	0	0.00	0	0.00
27.	Co-operative Bank	0	0.00	0	0.00	0	0.00	0	0.00
E	Total Cooperative	0	0.00	0	0.00	0	0.00	0	0.00
F	Total (C+D+E)	781	1130.89	585	129.20	1332	194.35	2720	3705.84
28.	Nainital Bank	778	79.64	778	50.02	1778	250.02	2148	294.00
29.	Axis Bank	0	0.00	0	0.00	0	0.00	0	0.00
30.	ICICI Bank	0	0.00	0	0.00	0	0.00	0	0.00
31.	HDFC Bank	0	0.00	0	0.00	0	0.00	0	0.00
32.	The J & K Bank Ltd.	0	0.00	0	0.00	0	0.00	0	0.00
33.	Fedral Bank Ltd.	0	0.00	0	0.00	0	0.00	0	0.00
34.	IndusInd Bank	0	0.00	0	0.00	0	0.00	0	0.00
35.	The Karnataka Bank Ltd.	0	0.00	0	0.00	0	0.00	0	0.00
36.	Kurmanchal Sehkari Bank	0	0.00	0	0.00	0	0.00	0	0.00
37.	The South Indian Bank Ltd	0	0.00	0	0.00	0	0.00	0	0.00
38.	ING Vasya	0	0.00	0	0.00	0	0.00	0	0.00
39.	Standard Chartered Bank	0	0.00	0	0.00	0	0.00	0	0.00
40.	YES Bank	0	0.00	0	0.00	0	0.00	0	0.00
41.	Kotak Mahindra	0	0.00	0	0.00	0	0.00	0	0.00
G	Total Private Bank	778	79.64	778	50.02	1778	250.02	2148	294.00
H	Total All Bank (F+G)	1559	1210.53	1363	179.22	3110	444.37	4868	3999.84

**ADVANCES TO HANDLOOM WEAVER UPTO ₹ 50000/- PER MEMBER
PROGRESS AS ON **31ST DEC. 2011****

FROM 01.04.2011 TO 31.12.2011

(₹ in Lacs)

S. No.	Name of the Bank	Target	Received	Sanctioned		Disbursed	
		No.	No.	No.	Amt.	No.	Amt.
1.	State Bank of India	0	6	6	1.50	6	1.50
2.	Punjab National Bank	0	0	0	0.00	0	0.00
3.	Bank of Baroda	0	0	0	0.00	0	0.00
A	Total Lead Banks	0	6	6	1.50	6	1.50
4.	Oriental Bank of Comm.	0	0	0	0.00	0	0.00
5.	Union Bank of India	0	0	0	0.00	0	0.00
6.	Canara Bank	0	0	0	0.00	0	0.00
7.	Central Bank of India	0	0	0	0.00	0	0.00
8.	Punjab & Sind Bank	0	0	0	0.00	0	0.00
9.	Allahabad Bank	0	1	1	1.00	1	1.00
10.	UCO Bank	0	0	0	0.00	0	0.00
11.	Indian Overseas Bank	0	0	0	0.00	0	0.00
12.	State Bank of Patiala	0	0	0	0.00	0	0.00
13.	Bank of India	0	0	0	0.00	0	0.00
14.	Syndicate Bank	0	0	0	0.00	0	0.00
15.	Vijaya Bank	0	0	0	0.00	0	0.00
16.	Corporation Bank	0	0	0	0.00	0	0.00
17.	Andhra Bank	0	0	0	0.00	0	0.00
18.	Indian Bank	0	0	0	0.00	0	0.00
19.	United Bank of India	0	0	0	0.00	0	0.00
20.	State Bank of B & J	0	0	0	0.00	0	0.00
21.	Bank of Maharashtra	0	0	0	0.00	0	0.00
22.	Dena Bank	0	0	0	0.00	0	0.00
23.	IDBI Bank	0	0	0	0.00	0	0.00
B	Total Non-Lead Banks	0	1	1	1.00	1	1.00
C	Total N. Banks (A + B)	0	7	7	2.50	7	2.50
24.	Nainital Almora K.G.B.	0	0	0	0.00	0	0.00
25.	Uttaranchal G.B.	0	0	0	0.00	0	0.00
26.	U. P. Gramin Bank	0	0	0	0.00	0	0.00
D	Total R.R.B.	0	0	0	0.00	0	0.00
27.	Co-operative Bank	0	0	0	0.00	0	0.00
E	Total Cooperative	0	0	0	0.00	0	0.00
F	Total (C+D+E)	0	7	7	2.50	7	2.50
28.	Nainital Bank	0	0	0	0.00	0	0.00
29.	Axis Bank	0	0	0	0.00	0	0.00
30.	ICICI Bank	0	0	0	0.00	0	0.00
31.	HDFC Bank	0	0	0	0.00	0	0.00
32.	The J & K Bank Ltd.	0	0	0	0.00	0	0.00
33.	Fedral Bank Ltd.	0	0	0	0.00	0	0.00
34.	IndusInd Bank	0	0	0	0.00	0	0.00
35.	The Karnataka Bank Ltd.	0	0	0	0.00	0	0.00
36.	Kurmanchal Sehkari Bank	0	0	0	0.00	0	0.00
37.	The South Indian Bank Ltd	0	0	0	0.00	0	0.00
38.	ING Vasya	0	0	0	0.00	0	0.00
39.	Standard Chartered Bank	0	0	0	0.00	0	0.00
40.	YES Bank	0	0	0	0.00	0	0.00
41.	Kotak Mahindra	0	0	0	0.00	0	0.00
G	Total Private Bank	0	0	0	0.00	0	0.00
H	Total All Bank (F+G)	0	7	7	2.50	7	2.50

Contd.

(₹ in Lacs)

S. No.	Name of the Bank	Outstandings since inception		Over dues as on 31.03.2011		NPA as on 31.03.2011	
		No.	Amt.	No.	Amt.	No.	Amt.
1.	State Bank of India	0	0.00	0	0.00	0	0.00
2.	Punjab National Bank	0	0.00	0	0.00	0	0.00
3.	Bank of Baroda	0	0.00	0	0.00	0	0.00
A	Total Lead Banks	0	0.00	0	0.00	0	0.00
4.	Oriental Bank of Comm.	0	0.00	0	0.00	0	0.00
5.	Union Bank of India	0	0.00	0	0.00	0	0.00
6.	Canara Bank	0	0.00	0	0.00	0	0.00
7.	Central Bank of India	0	0.00	0	0.00	0	0.00
8.	Punjab & Sind Bank	0	0.00	0	0.00	0	0.00
9.	Allahabad Bank	6	4.10	1	0.29	0	0.00
10.	UCO Bank	0	0.00	0	0.00	0	0.00
11.	Indian Overseas Bank	0	0.00	0	0.00	0	0.00
12.	State Bank of Patiala	0	0.00	0	0.00	0	0.00
13.	Bank of India	0	0.00	0	0.00	0	0.00
14.	Syndicate Bank	0	0.00	0	0.00	0	0.00
15.	Vijaya Bank	0	0.00	0	0.00	0	0.00
16.	Corporation Bank	0	0.00	0	0.00	0	0.00
17.	Andhra Bank	0	0.00	0	0.00	0	0.00
18.	Indian Bank	0	0.00	0	0.00	0	0.00
19.	United Bank of India	0	0.00	0	0.00	0	0.00
20.	State Bank of B & J	0	0.00	0	0.00	0	0.00
21.	Bank of Maharashtra	0	0.00	0	0.00	0	0.00
22.	Dena Bank	0	0.00	0	0.00	0	0.00
23.	IDBI Bank	0	0.00	0	0.00	0	0.00
B	Total Non-Lead Banks	6	4.10	1	0.29	0	0.00
C	Total N. Banks (A + B)	6	4.10	1	0.29	0	0.00
24.	Nainital Almora K.G.B.	0	0.00	0	0.00	0	0.00
25.	Uttaranchal G.B.	0	0.00	0	0.00	0	0.00
26.	U. P. Gramin Bank	0	0.00	0	0.00	0	0.00
D	Total R.R.B.	0	0.00	0	0.00	0	0.00
27.	Co-operative Bank	0	0.00	0	0.00	0	0.00
E	Total Cooperative	0	0.00	0	0.00	0	0.00
F	Total (C+D+E)	6	4.10	1	0.29	0	0.00
28.	Nainital Bank	0	0.00	0	0.00	0	0.00
29.	Axis Bank	0	0.00	0	0.00	0	0.00
30.	ICICI Bank	0	0.00	0	0.00	0	0.00
31.	HDFC Bank	0	0.00	0	0.00	0	0.00
32.	The J & K Bank Ltd.	0	0.00	0	0.00	0	0.00
33.	Fedral Bank Ltd.	0	0.00	0	0.00	0	0.00
34.	IndusInd Bank	0	0.00	0	0.00	0	0.00
35.	The Karnataka Bank Ltd.	0	0.00	0	0.00	0	0.00
36.	Kurmanchal Sehkari Bank	0	0.00	0	0.00	0	0.00
37.	The South Indian Bank Ltd	0	0.00	0	0.00	0	0.00
38.	ING Vasya	0	0.00	0	0.00	0	0.00
39.	Standard Chartered Bank	0	0.00	0	0.00	0	0.00
40.	YES Bank	0	0.00	0	0.00	0	0.00
41.	Kotak Mahindra	0	0.00	0	0.00	0	0.00
G	Total Private Bank	0	0.00	0	0.00	0	0.00
H	Total All Bank (F+G)	6	4.10	1	0.29	0	0.00

**SPECIAL COMPONENT PLAN
PROGRESS AS ON *31ST DEC. 2011***

FROM 01.04.2011 TO 31.12.2011

(₹ in Lacs)

S. No.	Name of the Bank	Yearly Targets	Received		Sanctioned		Disbursed		Outstandings since inception	
			No.	Amt.	No.	Amt.	No.	Amt.	No.	Amt.
1.	State Bank of India	1983	674	189.82	411	189.82	380	110.69	3845	1891.74
2.	Punjab National Bank	1078	479	137.29	294	137.29	266	85.86	1902	986.84
3.	Bank of Baroda	484	88	27.14	37	27.14	28	13.21	720	753.04
A	Total Lead Banks	3545	1241	354.25	742	354.25	674	209.76	6467	3631.62
4.	Oriental Bank of Comm.	387	36	7.10	16	7.10	12	2.58	1362	1621.87
5.	Union Bank of India	268	36	8.15	13	8.15	12	4.33	248	84.76
6.	Canara Bank	185	30	5.80	13	5.80	13	2.78	1211	756.35
7.	Central Bank of India	194	15	9.86	12	9.86	11	3.54	520	665.23
8.	Punjab & Sind Bank	189	46	7.50	22	7.50	19	3.95	773	671.21
9.	Allahabad Bank	261	44	25.85	25	25.85	21	7.38	199	97.13
10.	UCO Bank	138	26	14.67	23	14.67	20	6.19	325	204.00
11.	Indian Overseas Bank	210	14	4.60	9	4.60	8	2.06	84	155.08
12.	State Bank of Patiala	151	12	29.50	11	29.50	11	7.60	137	132.26
13.	Bank of India	106	3	0.50	1	0.50	1	0.28	245	207.26
14.	Syndicate Bank	140	6	3.00	5	3.00	4	2.08	6	2.20
15.	Vijaya Bank	38	1	1.00	1	1.00	1	0.20	136	116.84
16.	Corporation Bank	53	0	0.00	0	0.00	0	0.00	5	2.95
17.	Andhra Bank	46	2	1.42	1	1.42	1	0.97	0	0.00
18.	Indian Bank	32	1	2.00	1	2.00	1	0.40	0	0.00
19.	United Bank of India	42	0	0.00	0	0.00	0	0.00	0	0.00
20.	State Bank of B & J	10	0	0.00	0	0.00	0	0.00	0	0.00
21.	Bank of Maharashtra	35	0	0.00	0	0.00	0	0.00	0	0.00
22.	Dena Bank	49	6	2.00	2	2.00	2	0.40	135	465.50
23.	IDBI Bank	3	0	0.00	0	0.00	0	0.00	0	0.00
B	Total Non-Lead Banks	2537	278	122.95	155	122.95	137	44.74	5386	5182.64
C	Total N. Banks (A + B)	6082	1519	477.20	897	477.20	811	254.50	11853	8814.26
24.	Nainital Almora K.G.B.	405	0	0.00	0	0.00	0	0.00	485	72.10
25.	Uttaranchal G.B.	533	518	137.73	408	137.73	384	82.59	1334	239.16
26.	U. P. Gramin Bank	11	0	0.00	0	0.00	0	0.00	0	0.00
D	Total R.R.B.	949	518	137.73	408	137.73	384	82.59	1819	311.26
27.	Co-operative Bank	1436	1452	407.77	1312	407.77	1212	247.46	1108	573.41
E	Total Cooperative	1436	1452	407.77	1312	407.77	1212	247.46	1108	573.41
F	Total (C+D+E)	8467	3489	1022.70	2617	1022.70	2407	584.55	14780	9698.93
28.	Nainital Bank	312	58	29.72	40	29.72	33	11.04	215	67.10
29.	Axis Bank	0	0	0.00	0	0.00	0	0.00	0	0.00
30.	ICICI Bank	2	0	0.00	0	0.00	0	0.00	124	192.00
31.	HDFC Bank	0	0	0.00	0	0.00	0	0.00	6	60.41
32.	The J & K Bank Ltd.	0	0	0.00	0	0.00	0	0.00	0	0.00
33.	Fedral Bank Ltd.	0	0	0.00	0	0.00	0	0.00	0	0.00
34.	IndusInd Bank	0	0	0.00	0	0.00	0	0.00	1	0.09
35.	The Karnataka Bank Ltd.	0	0	0.00	0	0.00	0	0.00	1	0.69
36.	Kurmanchal Sehkari Bank	0	0	0.00	0	0.00	0	0.00	0	0.00
37.	The South Indian Bank Ltd	0	0	0.00	0	0.00	0	0.00	0	0.00
38.	ING Vasya	0	0	0.00	0	0.00	0	0.00	0	0.00
39.	Standard Chartered Bank	0	0	0.00	0	0.00	0	0.00	0	0.00
40.	YES Bank	0	0	0.00	0	0.00	0	0.00	0	0.00
41.	Kotak Mahindra	0	0	0.00	0	0.00	0	0.00	1	8.00
G	Total Private Bank	314	58	29.72	40	29.72	33	11.04	348	328.29
H	Total All Bank (F+G)	8781	3547	1052.42	2657	1052.42	2440	595.59	15128	10027.22

**SCHEDULE CASTE
PROGRESS AS ON *31ST DEC. 2011***

FROM 01.04.2011 TO 31.12.2011

(₹ in Lacs)

S. No.	Name of the Bank	Yearly Targets	Received	Sanctioned		Disbursed		Outstandings since inception	
			No.	No.	Amt.	No.	Amt.	No.	Amt.
1.	State Bank of India	1635	603	361	152.72	333	98.10	2817	1537.48
2.	Punjab National Bank	786	350	172	83.44	157	61.28	1426	807.90
3.	Bank of Baroda	389	58	29	19.54	23	12.25	501	549.45
A	Total Lead Banks	2810	1011	562	255.70	513	171.63	4744	2894.83
4.	Oriental Bank of Comm.	293	20	7	3.00	4	0.98	923	1040.99
5.	Union Bank of India	203	32	10	5.15	10	3.53	198	52.20
6.	Canara Bank	146	26	12	3.80	12	2.38	996	650.47
7.	Central Bank of India	169	11	10	3.86	10	2.54	365	450.81
8.	Punjab & Sind Bank	131	38	15	4.90	14	2.95	731	634.11
9.	Allahabad Bank	182	26	12	5.35	10	2.68	134	77.77
10.	UCO Bank	110	21	19	7.17	17	4.19	88	64.00
11.	Indian Overseas Bank	190	14	9	4.60	8	2.06	60	70.48
12.	State Bank of Patiala	100	3	3	2.50	3	2.20	0	0.00
13.	Bank of India	86	2	1	0.50	1	0.28	233	160.86
14.	Syndicate Bank	117	5	4	2.60	4	2.08	6	2.20
15.	Vijaya Bank	33	0	0	0.00	0	0.00	129	102.73
16.	Corporation Bank	45	0	0	0.00	0	0.00	0	0.00
17.	Andhra Bank	37	1	1	1.42	1	0.97	0	0.00
18.	Indian Bank	20	0	0	0.00	0	0.00	0	0.00
19.	United Bank of India	35	0	0	0.00	0	0.00	0	0.00
20.	State Bank of B & J	5	0	0	0.00	0	0.00	0	0.00
21.	Bank of Maharashtra	25	0	0	0.00	0	0.00	0	0.00
22.	Dena Bank	35	0	0	0.00	0	0.00	65	257.00
23.	IDBI Bank	3	0	0	0.00	0	0.00	0	0.00
B	Total Non-Lead Banks	1965	199	103	44.85	94	26.84	3928	3563.62
C	Total N. Banks (A + B)	4775	1210	665	300.55	607	198.47	8672	6458.45
24.	Nainital Almora K.G.B.	368	0	0	0.00	0	0.00	438	64.51
25.	Uttaranchal G.B.	403	357	263	87.03	252	55.29	1008	182.70
26.	U. P. Gramin Bank	10	0	0	0.00	0	0.00	0	0.00
D	Total R.R.B.	781	357	263	87.03	252	55.29	1446	247.21
27.	Co-operative Bank	1188	1159	1037	318.81	948	194.95	860	530.45
E	Total Cooperative	1188	1159	1037	318.81	948	194.95	860	530.45
F	Total (C+D+E)	6744	2726	1965	706.39	1807	448.71	10978	7236.11
28.	Nainital Bank	254	35	25	8.22	23	4.74	165	46.80
29.	Axis Bank	0	0	0	0.00	0	0.00	0	0.00
30.	ICICI Bank	2	0	0	0.00	0	0.00	98	164.00
31.	HDFC Bank	0	0	0	0.00	0	0.00	4	15.41
32.	The J & K Bank Ltd.	0	0	0	0.00	0	0.00	0	0.00
33.	Fedral Bank Ltd.	0	0	0	0.00	0	0.00	0	0.00
34.	IndusInd Bank	0	0	0	0.00	0	0.00	0	0.00
35.	The Karnataka Bank Ltd.	0	0	0	0.00	0	0.00	0	0.00
36.	Kurmanchal Sehkari Bank	0	0	0	0.00	0	0.00	0	0.00
37.	The South Indian Bank Ltd	0	0	0	0.00	0	0.00	0	0.00
38.	ING Vasya	0	0	0	0.00	0	0.00	0	0.00
39.	Standard Chartered Bank	0	0	0	0.00	0	0.00	0	0.00
40.	YES Bank	0	0	0	0.00	0	0.00	0	0.00
41.	Kotak Mahindra	0	0	0	0.00	0	0.00	1	8.00
G	Total Private Bank	256	35	25	8.22	23	4.74	268	234.21
H	Total All Bank (F+G)	7000	2761	1990	714.61	1830	453.45	11246	7470.32

SCHEDULE TRIBE
PROGRESS AS ON 31ST DEC. 2011

FROM 01.04.2011 TO 31.12.2011

(₹ in Lacs)

S. No.	Name of the Bank	Yearly Targets	Received			Disbursed		Outstandings since inception	
			No.	No.	Amt.	No.	Amt.	No.	Amt.
1.	State Bank of India	308	35	35	11.90	33	7.95	947	289.71
2.	Punjab National Bank	253	101	101	32.20	90	19.90	451	150.49
3.	Bank of Baroda	81	0	0	0.00	0	0.00	198	166.10
A	Total Lead Banks	642	136	136	44.10	123	27.85	1596	606.30
4.	Oriental Bank of Comm.	79	7	7	2.10	7	1.40	399	537.65
5.	Union Bank of India	55	1	0	0.00	0	0.00	18	7.96
6.	Canara Bank	31	0	0	0.00	0	0.00	154	57.80
7.	Central Bank of India	19	0	0	0.00	0	0.00	132	186.11
8.	Punjab & Sind Bank	43	5	5	1.50	5	1.00	42	37.10
9.	Allahabad Bank	69	7	5	4.00	5	2.60	36	9.66
10.	UCO Bank	18	1	1	0.50	1	0.40	237	140.00
11.	Indian Overseas Bank	18	0	0	0.00	0	0.00	0	54.00
12.	State Bank of Patiala	51	0	0	0.00	0	0.00	105	72.92
13.	Bank of India	12	0	0	0.00	0	0.00	6	27.00
14.	Syndicate Bank	17	0	0	0.00	0	0.00	0	0.00
15.	Vijaya Bank	5	0	0	0.00	0	0.00	0	0.00
16.	Corporation Bank	7	0	0	0.00	0	0.00	2	0.50
17.	Andhra Bank	5	0	0	0.00	0	0.00	0	0.00
18.	Indian Bank	7	0	0	0.00	0	0.00	0	0.00
19.	United Bank of India	7	0	0	0.00	0	0.00	0	0.00
20.	State Bank of B & J	5	0	0	0.00	0	0.00	0	0.00
21.	Bank of Maharashtra	10	0	0	0.00	0	0.00	0	0.00
22.	Dena Bank	10	0	0	0.00	0	0.00	37	133.50
23.	IDBI Bank	0	0	0	0.00	0	0.00	0	0.00
B	Total Non-Lead Banks	468	21	18	8.10	18	5.40	1168	1264.20
C	Total N. Banks (A + B)	1110	157	154	52.20	141	33.25	2764	1870.50
24.	Nainital Almora K.G.B.	35	0	0	0.00	0	0.00	47	7.59
25.	Uttaranchal G.B.	96	153	140	42.20	128	25.80	318	46.14
26.	U. P. Gramin Bank	1	0	0	0.00	0	0.00	0	0.00
D	Total R.R.B.	132	153	140	42.20	128	25.80	365	53.73
27.	Co-operative Bank	210	273	271	78.84	260	50.49	248	42.96
E	Total Cooperative	210	273	271	78.84	260	50.49	248	42.96
F	Total (C+D+E)	1452	583	565	173.24	529	109.54	3377	1967.19
28.	Nainital Bank	48	0	0	0.00	0	0.00	35	7.78
29.	Axis Bank	0	0	0	0.00	0	0.00	0	0.00
30.	ICICI Bank	0	0	0	0.00	0	0.00	26	28.00
31.	HDFC Bank	0	0	0	0.00	0	0.00	2	45.00
32.	The J & K Bank Ltd.	0	0	0	0.00	0	0.00	0	0.00
33.	Fedral Bank Ltd.	0	0	0	0.00	0	0.00	0	0.00
34.	IndusInd Bank	0	0	0	0.00	0	0.00	1	0.09
35.	The Karnataka Bank Ltd.	0	0	0	0.00	0	0.00	1	0.69
36.	Kurmanchal Sehkari Bank	0	0	0	0.00	0	0.00	0	0.00
37.	The South Indian Bank Ltd	0	0	0	0.00	0	0.00	0	0.00
38.	ING Vasya	0	0	0	0.00	0	0.00	0	0.00
39.	Standard Chartered Bank	0	0	0	0.00	0	0.00	0	0.00
40.	YES Bank	0	0	0	0.00	0	0.00	0	0.00
41.	Kotak Mahindra	0	0	0	0.00	0	0.00	0	0.00
G	Total Private Bank	48	0	0	0.00	0	0.00	65	81.56
H	Total All Bank (F+G)	1500	583	565	173.24	529	109.54	3442	2048.75

**MINORITY
PROGRESS AS ON 31ST DEC. 2011**

FROM 01.04.2011 TO 31.12.2011

(₹ in Lacs)

S. No.	Name of the Bank	Yearly Targets	Received		Sanctioned		Disbursed		Outstandings since inception	
			No.	Amt.	No.	Amt.	No.	Amt.	No.	Amt.
1.	State Bank of India	40	36	15	25.20	14	4.64	81	64.55	
2.	Punjab National Bank	39	28	21	21.65	19	4.68	25	28.45	
3.	Bank of Baroda	14	30	8	7.60	5	0.96	21	37.49	
A	Total Lead Banks	93	94	44	54.45	38	10.28	127	130.49	
4.	Oriental Bank of Comm.	15	9	2	2.00	1	0.20	40	43.23	
5.	Union Bank of India	10	3	3	3.00	2	0.80	32	24.60	
6.	Canara Bank	8	4	1	2.00	1	0.40	61	48.08	
7.	Central Bank of India	6	4	2	6.00	1	1.00	23	28.31	
8.	Punjab & Sind Bank	15	3	2	1.10	0	0.00	0	0.00	
9.	Allahabad Bank	10	11	8	16.50	6	2.10	29	9.70	
10.	UCO Bank	10	4	3	7.00	2	1.60	0	0.00	
11.	Indian Overseas Bank	2	0	0	0.00	0	0.00	24	30.60	
12.	State Bank of Patiala	0	9	8	27.00	8	5.40	32	59.34	
13.	Bank of India	8	1	0	0.00	0	0.00	6	19.40	
14.	Syndicate Bank	6	1	1	0.40	0	0.00	0	0.00	
15.	Vijaya Bank	0	1	1	1.00	1	0.20	7	14.11	
16.	Corporation Bank	1	0	0	0.00	0	0.00	3	2.45	
17.	Andhra Bank	4	1	0	0.00	0	0.00	0	0.00	
18.	Indian Bank	5	1	1	2.00	1	0.40	0	0.00	
19.	United Bank of India	0	0	0	0.00	0	0.00	0	0.00	
20.	State Bank of B & J	0	0	0	0.00	0	0.00	0	0.00	
21.	Bank of Maharashtra	0	0	0	0.00	0	0.00	0	0.00	
22.	Dena Bank	4	6	2	2.00	2	0.40	33	75.00	
23.	IDBI Bank	0	0	0	0.00	0	0.00	0	0.00	
B	Total Non-Lead Banks	104	58	34	70.00	25	12.50	290	354.82	
C	Total N. Banks (A + B)	197	152	78	124.45	63	22.78	417	485.31	
24.	Nainital Almora K.G.B.	2	0	0	0.00	0	0.00	0	0.00	
25.	Uttaranchal G.B.	34	8	5	8.50	4	1.50	8	10.32	
26.	U. P. Gramin Bank	0	0	0	0.00	0	0.00	0	0.00	
D	Total R.R.B.	36	8	5	8.50	4	1.50	8	10.32	
27.	Co-operative Bank	38	20	4	10.12	4	2.02	0	0.00	
E	Total Cooperative	38	20	4	10.12	4	2.02	0	0.00	
F	Total (C+D+E)	271	180	87	143.07	71	26.30	425	495.63	
28.	Nainital Bank	10	23	15	21.50	10	6.30	15	12.52	
29.	Axis Bank	0	0	0	0.00	0	0.00	0	0.00	
30.	ICICI Bank	0	0	0	0.00	0	0.00	0	0.00	
31.	HDFC Bank	0	0	0	0.00	0	0.00	0	0.00	
32.	The J & K Bank Ltd.	0	0	0	0.00	0	0.00	0	0.00	
33.	Fedral Bank Ltd.	0	0	0	0.00	0	0.00	0	0.00	
34.	IndusInd Bank	0	0	0	0.00	0	0.00	0	0.00	
35.	The Karnataka Bank Ltd.	0	0	0	0.00	0	0.00	0	0.00	
36.	Kurmanchal Sehkari Bank	0	0	0	0.00	0	0.00	0	0.00	
37.	The South Indian Bank Ltd	0	0	0	0.00	0	0.00	0	0.00	
38.	ING Vasya	0	0	0	0.00	0	0.00	0	0.00	
39.	Standard Chartered Bank	0	0	0	0.00	0	0.00	0	0.00	
40.	YES Bank	0	0	0	0.00	0	0.00	0	0.00	
41.	Kotak Mahindra	0	0	0	0.00	0	0.00	0	0.00	
G	Total Private Bank	10	23	15	21.50	10	6.30	15	12.52	
H	Total All Bank (F+G)	281	203	102	164.57	81	32.60	440	508.15	

SPECIAL COMPONENT PLAN
ACTIVITYWISE CUMULATIVE POSITION UPTO 31ST DEC. 2011

FROM 01.04.2011 TO 31.12.2011

(₹ in Lacs)

S. No.	Name of the Bank	Trade Shop		Agriculture		Industries		Rural Artisans		Others		Total	
		A/cs	Amt.	A/cs	Amt.	A/cs	Amt.	A/cs	Amt.	A/cs	Amt.	A/cs	Amt.
1.	State Bank of India	1938	622.10	344	394.11	153	35.68	456	142.16	954	697.69	3845	1891.74
2.	Punjab National Bank	587	157.11	541	153.24	59	71.10	119	43.46	500	102.55	1806	527.46
3.	Bank of Baroda	584	1044.90	456	454.84	60	1378.00	102	51.00	507	1493.75	1709	4422.49
A	Total Lead Banks	3109	1824.11	1341	1002.19	272	1484.78	677	236.62	1961	2293.99	7360	6841.69
4.	Oriental Bank of Comm.	8	2.37	65	11.06	1	0.81	0	0.00	10	4.90	84	19.14
5.	Union Bank of India	264	175.47	250	207.81	0	0.00	41	49.11	131	88.39	686	520.78
6.	Canara Bank	0	0.00	0	0.00	0	0.00	0	0.00	1694	1996.06	1694	1996.06
7.	Central Bank of India	178	226.17	228	184.02	79	206.20	37	41.66	207	246.09	729	904.14
8.	Punjab & Sind Bank	46	37.11	496	222.35	0	0.00	0	0.00	133	42.10	675	301.56
9.	Allahabad Bank	24	8.57	64	19.80	0	0.00	25	9.05	14	4.41	127	41.83
10.	UCO Bank	0	0.00	0	0.00	0	0.00	0	0.00	0	0.00	0	0.00
11.	Indian Overseas Bank	0	52.00	0	0.00	0	24.00	0	42.00	12	35.00	12	153.00
12.	State Bank of Patiala	3	2.00	0	0.00	0	0.00	0	0.00	0	0.00	3	2.00
13.	Bank of India	4	2.85	0	0.00	0	0.00	0	0.00	0	0.00	4	2.85
14.	Syndicate Bank	3	0.47	0	0.00	0	0.00	0	0.00	0	0.00	3	0.47
15.	Vijaya Bank	0	0.00	0	0.00	0	0.00	0	0.00	0	0.00	0	0.00
16.	Corporation Bank	0	0.00	0	0.00	0	0.00	0	0.00	0	0.00	0	0.00
17.	Andhra Bank	0	0.00	0	0.00	0	0.00	0	0.00	0	0.00	0	0.00
18.	Indian Bank	0	0.00	0	0.00	0	0.00	0	0.00	0	0.00	0	0.00
19.	United Bank of India	0	0.00	0	0.00	0	0.00	0	0.00	0	0.00	0	0.00
20.	State Bank of B & J	0	0.00	0	0.00	0	0.00	0	0.00	0	0.00	0	0.00
21.	Bank of Maharashtra	0	0.00	0	0.00	0	0.00	0	0.00	0	0.00	0	0.00
22.	Dena Bank	2	0.20	0	0.00	0	0.00	0	0.00	0	0.00	2	0.20
23.	IDBI Bank	0	0.00	0	0.00	0	0.00	0	0.00	0	0.00	0	0.00
B	Total Non-Lead Banks	532	507.21	1103	645.04	80	231.01	103	141.82	2201	2416.95	4019	3942.03
C	Total N. Banks (A+B)	3641	2331.32	2444	1647.23	352	1715.79	780	378.44	4162	4710.94	11379	10783.72
24.	Nainital Almora K.G.B.	59	12.96	239	34.02	0	0.00	118	19.70	17	2.43	433	69.11
25.	Uttaranchal G.B.	101	29.34	899	118.98	4	0.85	222	29.67	0	0.00	1226	178.84
26.	U. P. Gramin Bank	0	0.00	0	0.00	0	0.00	0	0.00	0	0.00	0	0.00
D	Total R.R.B.	160	42.30	1138	153.00	4	0.85	340	49.37	17	2.43	1659	247.95
27.	Co-operative Bank	57	24.82	636	160.94	23	4.05	91	14.77	93	169.83	900	374.41
E	Total Cooperative	57	24.82	636	160.94	23	4.05	91	14.77	93	169.83	900	374.41
F	Total (C+D+E)	3858	2398.44	4218	1961.17	379	1720.69	1211	442.58	4272	4883.20	13938	11406.08
28.	Nainital Bank	20	6.40	164	37.08	0	0.00	6	1.10	0	0.00	190	44.58
29.	Axis Bank	0	0.00	0	0.00	0	0.00	0	0.00	0	0.00	0	0.00
30.	ICICI Bank	0	0.00	0	0.00	0	0.00	0	0.00	0	0.00	0	0.00
31.	HDFC Bank	0	0.00	0	0.00	0	0.00	0	0.00	0	0.00	0	0.00
32.	The J & K Bank Ltd.	0	0.00	0	0.00	0	0.00	0	0.00	0	0.00	0	0.00
33.	Fedral Bank Ltd.	0	0.00	0	0.00	0	0.00	0	0.00	0	0.00	0	0.00
34.	IndusInd Bank	0	0.00	0	0.00	0	0.00	0	0.00	0	0.00	0	0.00
35.	The Karnataka Bank Ltd.	0	0.00	0	0.00	0	0.00	0	0.00	0	0.00	0	0.00
36.	Kurmanchal Sehkari Bank	0	0.00	0	0.00	0	0.00	0	0.00	0	0.00	0	0.00
37.	The South Indian Bank Ltd	0	0.00	0	0.00	0	0.00	0	0.00	0	0.00	0	0.00
38.	ING Vasya	0	0.00	0	0.00	0	0.00	0	0.00	0	0.00	0	0.00
39.	Standard Chartered Bank	0	0.00	0	0.00	0	0.00	0	0.00	0	0.00	0	0.00
40.	YES Bank	0	0.00	0	0.00	0	0.00	0	0.00	0	0.00	0	0.00
41.	Kotak Mahindra	0	0.00	0	0.00	0	0.00	0	0.00	0	0.00	0	0.00
G	Total Private Bank	20	6.40	164	37.08	0	0.00	6	1.10	0	0.00	190	44.58
H	Total All Bank (F+G)	3878	2404.84	4382	1998.25	379	1720.69	1217	443.68	4272	4883.20	14128	11450.66

**SWARNA JAYANTI SHAHRI ROZGAR YOJNA (SJSRY)
PROGRESS AS ON **31ST DEC. 2011****

FROM 01.04.2011 TO 31.12.2011

(₹ in Lacs)

S. No.	Name of the Bank	Yearly Targets	Received		Sanctioned		Loan Sanctioned to SC/ST beneficiaries	
			No.	Amt.	No.	Amt.	No.	Amt.
1.	State Bank of India	117	220	64	71.75	6	9.85	
2.	Punjab National Bank	73	197	71	83.58	12	6.22	
3.	Bank of Baroda	58	97	31	32.32	7	22.50	
A	Total Lead Banks	248	514	166	187.65	25	38.57	
4.	Oriental Bank of Comm.	24	104	31	41.29	3	3.93	
5.	Union Bank of India	34	53	14	18.12	3	1.00	
6.	Canara Bank	24	57	17	17.15	1	0.35	
7.	Central Bank of India	27	45	20	30.22	8	27.00	
8.	Punjab & Sind Bank	17	76	39	44.38	7	50.00	
9.	Allahabad Bank	28	57	14	21.00	2	4.75	
10.	UCO Bank	20	17	9	14.31	1	34.00	
11.	Indian Overseas Bank	20	51	28	33.35	2	1.62	
12.	State Bank of Patiala	18	21	11	7.98	2	19.99	
13.	Bank of India	15	23	12	12.89	1	4.00	
14.	Syndicate Bank	13	18	7	10.17	0	0.00	
15.	Vijaya Bank	9	1	1	1.17	0	0.00	
16.	Corporation Bank	9	0	0	0.00	0	0.00	
17.	Andhra Bank	10	3	2	4.28	0	0.00	
18.	Indian Bank	8	14	2	3.21	0	0.00	
19.	United Bank of India	7	8	3	6.42	0	0.00	
20.	State Bank of B & J	5	0	0	0.00	0	0.00	
21.	Bank of Maharashtra	9	2	0	0.00	0	0.00	
22.	Dena Bank	7	15	1	2.44	0	0.00	
23.	IDBI Bank	8	0	0	0.00	0	0.00	
B	Total Non-Lead Banks	312	565	211	268.38	30	146.64	
C	Total N. Banks (A + B)	560	1079	377	456.03	55	185.21	
24.	Nainital Almora K.G.B.	0	0	0	0.00	0	0.00	
25.	Uttaranchal G.B.	10	8	4	6.42	2	4.91	
26.	U. P. Gramin Bank	0	0	0	0.00	0	0.00	
D	Total R.R.B.	10	8	4	6.42	2	4.91	
27.	Co-operative Bank	2	0	0	0.00	0	0.00	
E	Total Cooperative	2	0	0	0.00	0	0.00	
F	Total (C+D+E)	572	1087	381	462.45	57	190.12	
28.	Nainital Bank	32	66	22	26.17	3	0.00	
29.	Axis Bank	0	0	0	0.00	0	0.00	
30.	ICICI Bank	0	0	0	0.00	0	0.00	
31.	HDFC Bank	0	0	0	0.00	0	0.00	
32.	The J & K Bank Ltd.	0	0	0	0.00	0	0.00	
33.	Fedral Bank Ltd.	0	0	0	0.00	0	0.00	
34.	IndusInd Bank	0	0	0	0.00	0	0.00	
35.	The Karnataka Bank Ltd.	0	0	0	0.00	0	0.00	
36.	Kurmanchal Sehkari Bank	0	0	0	0.00	0	0.00	
37.	The South Indian Bank Ltd	0	0	0	0.00	0	0.00	
38.	ING Vasya	0	0	0	0.00	0	0.00	
39.	Standard Chartered Bank	0	0	0	0.00	0	0.00	
40.	YES Bank	0	0	0	0.00	0	0.00	
41.	Kotak Mahindra	0	0	0	0.00	0	0.00	
G	Total Private Bank	32	66	22	26.17	3	0.00	
H	Total All Bank (F+G)	604	1153	403	488.62	60	190.12	

Contd.

(₹ in Lacs)

S. No.	Name of the Bank	Loan Sanctioned to Women beneficiaries		Loan Sanctioned to Disabled		Loan Disbursed		Pending for Disbursement	Outstandings since inception	
		No.	Amt.	No.	Amt.	No.	Amt.		No.	Amt.
1.	State Bank of India	11	0.25	0	0.00	57	50.20	156	3139	1539.33
2.	Punjab National Bank	14	3.50	0	0.00	56	58.42	126	696	298.14
3.	Bank of Baroda	9	13.00	0	0.00	29	23.02	66	724	242.00
A	Total Lead Banks	34	16.75	0	0.00	142	131.64	348	4559	2079.47
4.	Oriental Bank of Comm.	7	17.58	0	0.00	27	28.92	73	184	160.17
5.	Union Bank of India	2	0.00	0	0.00	14	12.60	39	271	105.49
6.	Canara Bank	4	0.00	1	4.34	12	11.55	40	169	92.65
7.	Central Bank of India	3	0.00	0	0.00	21	21.35	25	241	161.77
8.	Punjab & Sind Bank	10	0.00	0	0.00	28	30.84	37	126	139.18
9.	Allahabad Bank	3	3.20	0	0.00	14	14.70	43	377	180.52
10.	UCO Bank	1	2.00	0	0.00	9	10.22	8	53	54.53
11.	Indian Overseas Bank	6	0.00	0	0.00	26	23.38	23	71	94.22
12.	State Bank of Patiala	1	2.00	0	0.00	9	7.98	10	15	15.65
13.	Bank of India	3	6.00	0	0.00	9	8.79	11	109	56.34
14.	Syndicate Bank	1	1.00	0	0.00	6	7.00	11	57	28.52
15.	Vijaya Bank	0	0.00	0	0.00	1	0.70	0	1	0.14
16.	Corporation Bank	0	0.00	0	0.00	0	0.00	0	0	0.00
17.	Andhra Bank	0	8.00	0	0.00	2	2.80	1	85	95.43
18.	Indian Bank	0	0.00	0	0.00	2	2.10	12	0	0.00
19.	United Bank of India	1	1.90	0	0.00	3	4.20	5	6	5.65
20.	State Bank of B & J	0	0.00	0	0.00	0	0.00	0	18	13.30
21.	Bank of Maharashtra	0	0.00	0	0.00	0	0.00	2	12	8.13
22.	Dena Bank	0	0.00	0	0.00	1	1.40	14	13	7.00
23.	IDBI Bank	0	0.00	0	0.00	0	0.00	0	0	0.00
B	Total Non-Lead Banks	42	41.68	1	4.34	184	188.53	354	1808	1218.69
C	Total N. Banks (A + B)	76	58.43	1	4.34	326	320.17	702	6367	3298.16
24.	Nainital Almora K.G.B.	0	0.00	0	0.00	0	0.00	0	0	0.00
25.	Uttaranchal G.B.	1	0.00	0	0.00	3	4.20	4	0	0.00
26.	U. P. Gramin Bank	0	0.00	0	0.00	0	0.00	0	0	0.00
D	Total R.R.B.	1	0.00	0	0.00	3	4.20	4	0	0.00
27.	Co-operative Bank	0	0.00	0	0.00	0	0.00	0	0	0.00
E	Total Cooperative	0	0.00	0	0.00	0	0.00	0	0	0.00
F	Total (C+D+E)	77	58.43	1	4.34	329	324.37	706	6367	3298.16
28.	Nainital Bank	1	1.60	0	0.00	22	18.27	44	355	146.87
29.	Axis Bank	0	0.00	0	0.00	0	0.00	0	0	0.00
30.	ICICI Bank	0	0.00	0	0.00	0	0.00	0	0	0.00
31.	HDFC Bank	0	0.00	0	0.00	0	0.00	0	0	0.00
32.	The J & K Bank Ltd.	0	0.00	0	0.00	0	0.00	0	0	0.00
33.	Fedral Bank Ltd.	0	0.00	0	0.00	0	0.00	0	0	0.00
34.	IndusInd Bank	0	0.00	0	0.00	0	0.00	0	0	0.00
35.	The Karnataka Bank Ltd.	0	0.00	0	0.00	0	0.00	0	1	0.40
36.	Kurmanchal Sehkari Bank	0	0.00	0	0.00	0	0.00	0	0	0.00
37.	The South Indian Bank Ltd	0	0.00	0	0.00	0	0.00	0	0	0.00
38.	ING Vasya	0	0.00	0	0.00	0	0.00	0	0	0.00
39.	Standard Chartered Bank	0	0.00	0	0.00	0	0.00	0	0	0.00
40.	YES Bank	0	0.00	0	0.00	0	0.00	0	0	0.00
41.	Kotak Mahindra	0	0.00	0	0.00	0	0.00	0	0	0.00
G	Total Private Bank	1	1.60	0	0.00	22	18.27	44	356	147.27
H	Total All Bank (F+G)	78	60.03	1	4.34	351	342.64	750	6723	3445.43

SWARNA JAYANTI SHAHRI ROZGAR YOJNA (SJSRY)
ACTIVITYWISE CUMULATIVE POSITION UPTO 31ST DEC. 2011

FROM 01.04.2011 TO 31.12.2011

(₹ in Lacs)

S. No.	Name of the Bank	Trade Shop		Industrial Units		Vendor/Hawker		Services		Others		Total	
		A/cs	Amt.	A/cs	Amt.	A/cs	Amt.	A/cs	Amt.	A/cs	Amt.	A/cs	Amt.
1.	State Bank of India	76	27.95	0	0.00	54	19.40	355	117.20	293	107.89	778	272.44
2.	Punjab National Bank	265	137.23	23	10.70	55	22.75	169	97.65	102	42.93	614	311.26
3.	Bank of Baroda	40	53.00	0	0.00	0	0.00	3	6.00	0	0.00	43	59.00
A	Total Lead Banks	381	218.18	23	10.70	109	42.15	527	220.85	395	150.82	1435	642.70
4.	Oriental Bank of Comm.	76	59.86	10	10.36	0	0.00	92	86.71	6	3.24	184	160.17
5.	Union Bank of India	116	45.96	0	0.00	32	10.75	68	24.28	55	24.50	271	105.49
6.	Canara Bank	0	0.00	0	0.00	0	0.00	0	0.00	159	92.65	159	92.65
7.	Central Bank of India	31	27.42	10	21.11	31	24.25	21	36.63	144	48.86	237	158.27
8.	Punjab & Sind Bank	4	5.30	2	3.00	0	0.00	17	60.00	6	16.70	29	85.00
9.	Allahabad Bank	83	36.55	0	0.00	52	31.85	96	41.90	146	70.22	377	180.52
10.	UCO Bank	46	53.00	0	0.00	0	0.00	0	0.00	0	0.00	46	53.00
11.	Indian Overseas Bank	0	5.00	0	0.00	0	0.00	0	0.00	0	14.00	0	19.00
12.	State Bank of Patiala	18	21.99	0	0.00	0	0.00	0	0.00	0	0.00	18	21.99
13.	Bank of India	97	52.96	20	9.75	0	0.00	10	5.57	0	0.00	127	68.28
14.	Syndicate Bank	31	15.31	0	0.00	4	1.40	20	10.01	0	0.00	55	26.72
15.	Vijaya Bank	1	0.14	0	0.00	0	0.00	0	0.00	0	0.00	1	0.14
16.	Corporation Bank	0	0.00	0	0.00	0	0.00	2	3.00	0	0.00	2	3.00
17.	Andhra Bank	4	9.00	0	0.00	19	20.47	30	64.61	0	0.00	53	94.08
18.	Indian Bank	0	0.00	0	0.00	0	0.00	0	0.00	0	0.00	0	0.00
19.	United Bank of India	1	1.90	0	0.00	0	0.00	1	1.90	4	1.20	6	5.00
20.	State Bank of B & J	0	0.00	0	0.00	0	0.00	18	13.30	0	0.00	18	13.30
21.	Bank of Maharashtra	0	0.00	0	0.00	0	0.00	0	0.00	0	0.00	0	0.00
22.	Dena Bank	19	5.20	0	0.00	0	0.00	19	10.07	0	0.00	38	15.27
23.	IDBI Bank	0	0.00	0	0.00	0	0.00	0	0.00	0	0.00	0	0.00
B	Total Non-Lead Banks	527	339.59	42	44.22	138	88.72	394	357.98	520	271.37	1621	1101.88
C	Total N. Banks (A+B)	908	557.77	65	54.92	247	130.87	921	578.83	915	422.19	3056	1744.58
24.	Nainital Almora K.G.B.	0	0.00	0	0.00	0	0.00	0	0.00	0	0.00	0	0.00
25.	Uttaranchal G.B.	0	0.00	0	0.00	0	0.00	0	0.00	0	0.00	0	0.00
26.	U. P. Gramin Bank	0	0.00	0	0.00	0	0.00	0	0.00	0	0.00	0	0.00
D	Total R.R.B.	0	0.00	0	0.00	0	0.00	0	0.00	0	0.00	0	0.00
27.	Co-operative Bank	0	0.00	0	0.00	0	0.00	0	0.00	0	0.00	0	0.00
E	Total Cooperative	0	0.00	0	0.00	0	0.00	0	0.00	0	0.00	0	0.00
F	Total (C+D+E)	908	557.77	65	54.92	247	130.87	921	578.83	915	422.19	3056	1744.58
28.	Nainital Bank	221	90.87	0	0.00	0	0.00	54	21.18	73	24.82	348	136.87
29.	Axis Bank	0	0.00	0	0.00	0	0.00	0	0.00	0	0.00	0	0.00
30.	ICICI Bank	0	0.00	0	0.00	0	0.00	0	0.00	0	0.00	0	0.00
31.	HDFC Bank	0	0.00	0	0.00	0	0.00	0	0.00	0	0.00	0	0.00
32.	The J & K Bank Ltd.	0	0.00	0	0.00	0	0.00	0	0.00	0	0.00	0	0.00
33.	Fedral Bank Ltd.	0	0.00	0	0.00	0	0.00	0	0.00	0	0.00	0	0.00
34.	IndusInd Bank	0	0.00	0	0.00	0	0.00	0	0.00	0	0.00	0	0.00
35.	The Karnataka Bank Ltd.	0	0.00	0	0.00	0	0.00	0	0.00	0	0.00	0	0.00
36.	Kurmanchal Sehkari Bank	0	0.00	0	0.00	0	0.00	0	0.00	0	0.00	0	0.00
37.	The South Indian Bank Ltd	0	0.00	0	0.00	0	0.00	0	0.00	0	0.00	0	0.00
38.	ING Vasya	0	0.00	0	0.00	0	0.00	0	0.00	0	0.00	0	0.00
39.	Standard Chartered Bank	0	0.00	0	0.00	0	0.00	0	0.00	0	0.00	0	0.00
40.	YES Bank	0	0.00	0	0.00	0	0.00	0	0.00	0	0.00	0	0.00
41.	Kotak Mahindra	0	0.00	0	0.00	0	0.00	0	0.00	0	0.00	0	0.00
G	Total Private Bank	221	90.87	0	0.00	0	0.00	54	21.18	73	24.82	348	136.87
H	Total All Bank (F+G)	1129	648.64	65	54.92	247	130.87	975	600.01	988	447.01	3404	1881.45

BANK-WISE POSITION OF SWARNA JAYANTI GRAM SWAROZGAR YOJNA 2011-12
POSITION AS ON 31ST DEC. 2011

FROM 01.04.2011 TO 31.12.2011

(₹ in Lacs)

S. No.	Name of the Bank	Group Targets	Indivi. Targets	Group Recvd.	Indivi. Recvd.	Sanctioned					
						Group		Individual		Total	
						No.	Amt.	No.	Amt.	No.	Amt.
1.	State Bank of India	446	234	451	524	361	189.68	321	88.59	682	278.27
2.	Punjab National Bank	169	92	116	152	88	119.73	73	39.62	161	159.35
3.	Bank of Baroda	68	46	55	29	153	75.00	16	49.00	169	124.00
A	Total Lead Banks	683	372	622	705	602	384.41	410	177.21	1012	561.62
4.	Oriental Bank of Comm.	43	23	30	30	20	50.72	8	4.83	28	55.55
5.	Union Bank of India	59	58	34	18	27	34.55	18	9.25	45	43.80
6.	Canara Bank	33	22	0	0	0	0.00	0	0.00	0	0.00
7.	Central Bank of India	25	23	15	3	5	13.70	5	2.50	10	16.20
8.	Punjab & Sind Bank	22	15	0	0	0	0.00	13	9.30	13	9.30
9.	Allahabad Bank	31	19	10	20	2	17.11	20	7.46	22	24.57
10.	UCO Bank	17	12	0	0	0	0.00	0	0.00	0	0.00
11.	Indian Overseas Bank	15	4	0	0	0	0.00	0	0.00	0	0.00
12.	State Bank of Patiala	24	16	0	0	1	2.50	5	6.00	6	8.50
13.	Bank of India	12	11	0	0	0	0.00	0	0.00	0	0.00
14.	Syndicate Bank	9	7	0	0	0	0.00	0	0.00	0	0.00
15.	Vijaya Bank	0	0	0	0	0	0.00	0	0.00	0	0.00
16.	Corporation Bank	4	2	14	10	9	3.84	1	2.00	10	5.84
17.	Andhra Bank	3	1	0	0	0	0.00	0	0.00	0	0.00
18.	Indian Bank	11	7	0	0	0	0.00	0	0.00	0	0.00
19.	United Bank of India	4	3	0	0	0	0.00	0	0.00	0	0.00
20.	State Bank of B & J	0	0	0	0	0	0.00	0	0.00	0	0.00
21.	Bank of Maharashtra	4	1	0	0	0	0.00	0	0.00	0	0.00
22.	Dena Bank	5	2	0	12	0	0.00	2	2.50	2	2.50
23.	IDBI Bank	6	2	0	0	0	0.00	0	0.00	0	0.00
B	Total Non-Lead Banks	327	228	103	93	64	122.42	72	43.84	136	166.26
C	Total N. Banks (A + B)	1010	600	725	798	666	506.83	482	221.05	1148	727.88
24.	Nainital Almora K.G.B.	108	51	92	112	92	240.35	112	48.19	204	288.54
25.	Uttaranchal G.B.	228	114	356	315	300	472.29	205	32.86	505	505.15
26.	U. P. Gramin Bank	4	3	0	0	0	0.00	0	0.00	0	0.00
D	Total R.R.B.	340	168	448	427	392	712.64	317	81.05	709	793.69
27.	Co-operative Bank	395	190	689	694	536	172.08	524	55.26	1060	227.34
E	Total Cooperative	395	190	689	694	536	172.08	524	55.26	1060	227.34
F	Total (C+D+E)	1745	958	1862	1919	1594	1391.55	1323	357.36	2917	1748.91
28.	Nainital Bank	63	33	45	47	15	28.25	47	35.92	62	64.17
29.	Axis Bank	0	0	0	0	0	0.00	0	0.00	0	0.00
30.	ICICI Bank	0	0	0	0	0	0.00	0	0.00	0	0.00
31.	HDFC Bank	0	0	0	0	0	0.00	0	0.00	0	0.00
32.	The J & K Bank Ltd.	0	0	0	0	0	0.00	0	0.00	0	0.00
33.	Fedral Bank Ltd.	0	0	0	0	0	0.00	0	0.00	0	0.00
34.	IndusInd Bank	0	0	0	0	0	0.00	0	0.00	0	0.00
35.	The Karnataka Bank Ltd.	0	0	0	0	0	0.00	0	0.00	0	0.00
36.	Kurmanchal Sehkari Bank	0	0	0	0	0	0.00	0	0.00	0	0.00
37.	The South Indian Bank Ltd	0	0	0	0	0	0.00	0	0.00	0	0.00
38.	ING Vasya	0	0	0	0	0	0.00	0	0.00	0	0.00
39.	Standard Chartered Bank	0	0	0	0	0	0.00	0	0.00	0	0.00
40.	YES Bank	0	0	0	0	0	0.00	0	0.00	0	0.00
41.	Kotak Mahindra	0	0	0	0	0	0.00	0	0.00	0	0.00
G	Total Private Bank	63	33	45	47	15	28.25	47	35.92	62	64.17
H	Total All Bank (F+G)	1808	991	1907	1966	1609	1419.80	1370	393.28	2979	1813.08

Contd.

(₹ in Lacs)

S. No.	Name of the Bank	Loan Sanctioned to SC/ST beneficiaries		Loan Sanctioned to Women beneficiaries		Loan Sanctioned to Disabled		Group Loan Disbursed		Individual Loan Disbursed		Outstanding since inception	
		A/cs	Amt.	A/cs	Amt.	A/cs	Amt.	A/cs	Amt.	A/cs	Amt.	A/cs	Amt.
1.	State Bank of India	89	73.85	24	21.25	0	0.00	347	169.68	302	81.32	2321	1923.41
2.	Punjab National Bank	40	34.36	27	25.81	0	0.00	88	119.73	73	39.62	1549	1009.71
3.	Bank of Baroda	43	9.00	26	4.00	3	15.00	123	95.50	10	39.56	980	387.00
A	Total Lead Banks	172	117.21	77	51.06	3	15.00	558	384.91	385	160.50	4850	3320.12
4.	Oriental Bank of Comm.	3	11.44	14	34.77	0	0.00	20	50.72	8	4.83	283	297.91
5.	Union Bank of India	9	6.50	12	15.15	0	0.00	27	34.55	18	9.25	459	181.37
6.	Canara Bank	0	0.00	0	0.00	0	0.00	0	0.00	0	0.00	0	0.00
7.	Central Bank of India	0	0.00	5	13.70	0	0.00	5	13.70	5	2.50	129	62.37
8.	Punjab & Sind Bank	0	0.00	0	0.00	0	0.00	0	0.00	13	9.30	226	81.00
9.	Allahabad Bank	8	2.25	5	1.85	0	0.00	2	17.11	20	7.46	253	156.53
10.	UCO Bank	0	0.00	0	0.00	0	0.00	0	0.00	0	0.00	0	0.00
11.	Indian Overseas Bank	0	0.00	0	0.00	0	0.00	0	0.00	0	0.00	0	0.00
12.	State Bank of Patiala	3	1.50	1	0.50	0	0.00	1	2.50	5	6.00	9	9.30
13.	Bank of India	0	0.00	0	0.00	0	0.00	0	0.00	0	0.00	101	50.72
14.	Syndicate Bank	0	0.00	0	0.00	0	0.00	0	0.00	0	0.00	0	0.00
15.	Vijaya Bank	0	0.00	0	0.00	0	0.00	0	0.00	0	0.00	0	0.00
16.	Corporation Bank	0	0.00	0	0.00	0	0.00	9	3.84	1	2.00	23	11.00
17.	Andhra Bank	0	0.00	0	0.00	0	0.00	0	0.00	0	0.00	0	0.00
18.	Indian Bank	0	0.00	0	0.00	0	0.00	0	0.00	0	0.00	0	0.00
19.	United Bank of India	0	0.00	0	0.00	0	0.00	0	0.00	0	0.00	0	0.00
20.	State Bank of B & J	0	0.00	0	0.00	0	0.00	0	0.00	0	0.00	18	13.30
21.	Bank of Maharashtra	0	0.00	0	0.00	0	0.00	0	0.00	0	0.00	0	0.00
22.	Dena Bank	1	2.00	0	0.00	0	0.00	0	0.00	2	2.50	0	0.00
23.	IDBI Bank	0	0.00	0	0.00	0	0.00	0	0.00	0	0.00	0	0.00
B	Total Non-Lead Banks	24	23.69	37	65.97	0	0.00	64	122.42	72	43.84	1501	863.50
C	Total N. Banks (A+B)	196	140.90	114	117.03	3	15.00	622	507.33	457	204.34	6351	4183.62
24.	Nainital Almora K.G.B.	62	86.53	36	56.28	0	0.00	92	240.35	112	48.19	2894	1331.31
25.	Uttaranchal G.B.	335	55.30	437	60.73	0	0.00	286	412.92	178	26.15	5568	2240.00
26.	U. P. Gramin Bank	0	0.00	0	0.00	0	0.00	0	0.00	0	0.00	3	0.80
D	Total R.R.B.	397	141.83	473	117.01	0	0.00	378	653.27	290	74.34	8465	3572.11
27.	Co-operative Bank	34	26.98	65.5	24.73	0	1.00	517	165.65	497	45.21	1314	716.75
E	Total Cooperative	34	26.98	66	24.73	0	1.00	517	165.65	497	45.21	1314	716.75
F	Total (C+D+E)	627	309.71	653	258.77	3	16.00	1517	1326.25	1244	323.89	16130	8472.48
28.	Nainital Bank	0	0.00	0	0.00	0	0.00	15	28.25	47	35.92	455	270.22
29.	Axis Bank	0	0.00	0	0.00	0	0.00	0	0.00	0	0.00	0	0.00
30.	ICICI Bank	0	0.00	0	0.00	0	0.00	0	0.00	0	0.00	0	0.00
31.	HDFC Bank	0	0.00	0	0.00	0	0.00	0	0.00	0	0.00	0	0.00
32.	The J & K Bank Ltd.	0	0.00	0	0.00	0	0.00	0	0.00	0	0.00	0	0.00
33.	Fedral Bank Ltd.	0	0.00	0	0.00	0	0.00	0	0.00	0	0.00	0	0.00
34.	IndusInd Bank	0	0.00	0	0.00	0	0.00	0	0.00	0	0.00	0	0.00
35.	The Karnataka Bank Ltd.	0	0.00	0	0.00	0	0.00	0	0.00	0	0.00	0	0.00
36.	Kurmanchal Sehkari Bank	0	0.00	0	0.00	0	0.00	0	0.00	0	0.00	0	0.00
37.	The South Indian Bank Ltd	0	0.00	0	0.00	0	0.00	0	0.00	0	0.00	0	0.00
38.	ING Vasya	0	0.00	0	0.00	0	0.00	0	0.00	0	0.00	0	0.00
39.	Standard Chartered Bank	0	0.00	0	0.00	0	0.00	0	0.00	0	0.00	0	0.00
40.	YES Bank	0	0.00	0	0.00	0	0.00	0	0.00	0	0.00	0	0.00
41.	Kotak Mahindra	0	0.00	0	0.00	0	0.00	0	0.00	0	0.00	0	0.00
G	Total Private Bank	0	0.00	0	0.00	0	0.00	15	28.25	47	35.92	455	270.22
H	Total All Bank (F+G)	627	309.71	653	258.77	3	16.00	1532	1354.50	1291	359.81	16585	8742.70

**SWARNJAYANTI GRAM SWAROZGAR YOJNA LENDING
ACTIVITYWISE CUMULATIVE POSITION UPTO **31ST DEC. 2011****

FROM 01.04.2011 TO 31.12.2011

(₹ in Lacs)

S. No.	Name of the Bank	Trade Shop		Allied Agr.		Rural Artisans		Village & Cottage		Others		Total	
		A/cs	Amt.	A/cs	Amt.	A/cs	Amt.	A/cs	Amt.	A/cs	Amt.	A/cs	Amt.
1.	State Bank of India	33	37.20	1171	565.00	8	8.55	0	0.00	275	114.85	1487	725.60
2.	Punjab National Bank	173	95.13	454	374.30	70	31.74	49	35.26	206	247.37	952	783.80
3.	Bank of Baroda	0	0.00	863	255.00	0	0.00	0	0.00	117	105.00	980	360.00
A	Total Lead Banks	206	132.33	2488	1194.30	78	40.29	49	35.26	598	467.22	3419	1869.40
4.	Oriental Bank of Comm.	32	37.65	155	113.18	14	18.12	19	31.25	63	98.21	283	298.41
5.	Union Bank of India	0	0.00	378	148.18	0	0.00	16	10.50	65	22.69	459	181.37
6.	Canara Bank	0	0.00	0	0.00	0	0.00	0	0.00	159	92.65	159	92.65
7.	Central Bank of India	9	5.37	95	42.52	4	1.34	0	0.00	21	13.14	129	62.37
8.	Punjab & Sind Bank	0	0.00	13	9.30	0	0.00	0	0.00	0	0.00	13	9.30
9.	Allahabad Bank	55	28.64	0	0.00	39	23.88	68	38.97	89	65.04	251	156.53
10.	UCO Bank	0	0.00	0	0.00	0	0.00	0	0.00	0	0.00	0	0.00
11.	Indian Overseas Bank	0	0.00	0	0.00	0	0.00	0	0.00	0	0.00	0	0.00
12.	State Bank of Patiala	3	2.00	0	0.00	0	0.00	0	0.00	0	0.00	3	2.00
13.	Bank of India	75	36.58	6	1.10	0	0.00	0	0.00	0	0.00	81	37.68
14.	Syndicate Bank	8	3.00	0	0.00	0	0.00	0	0.00	7	3.50	15	6.50
15.	Vijaya Bank	0	0.00	0	0.00	0	0.00	0	0.00	0	0.00	0	0.00
16.	Corporation Bank	0	0.00	0	0.00	0	0.00	0	0.00	23	11.00	23	11.00
17.	Andhra Bank	0	0.00	0	0.00	0	0.00	9	0.00	0	0.00	9	0.00
18.	Indian Bank	0	0.00	0	0.00	0	0.00	0	0.00	0	0.00	0	0.00
19.	United Bank of India	0	0.00	0	0.00	0	0.00	0	0.00	0	0.00	0	0.00
20.	State Bank of B & J	0	0.00	0	0.00	0	0.00	0	0.00	0	0.00	0	0.00
21.	Bank of Maharashtra	0	0.00	0	0.00	0	0.00	0	0.00	0	0.00	0	0.00
22.	Dena Bank	0	0.00	0	0.00	0	0.00	0	0.00	0	0.00	0	0.00
23.	IDBI Bank	0	0.00	0	0.00	0	0.00	0	0.00	0	0.00	0	0.00
B	Total Non-Lead Banks	182	113.24	647	314.28	57	43.34	112	80.72	427	306.23	1425	857.81
C	Total N. Banks (A+B)	388	245.57	3135	1508.58	135	83.63	161	115.98	1025	773.45	4844	2727.21
24.	Nainital Almora K.G.B.	100	46.75	2210	1178.25	268	121.55	0	0.00	316	64.76	2894	1411.31
25.	Uttaranchal G.B.	349	130.69	4497	1840.69	698	261.37	24	7.26	0	0.00	5568	2240.00
26.	U. P. Gramin Bank	0	0.00	0	0.00	0	0.00	0	0.00	0	0.00	0	0.00
D	Total R.R.B.	449	177.44	6707	3018.94	966	382.92	24	7.26	316	64.76	8462	3651.31
27.	Co-operative Bank	170	101.12	1544	790.71	176	43.78	235	42.24	291	84.82	2416	1062.67
E	Total Cooperative	170	101.12	1544	790.71	176	43.78	235	42.24	291	84.82	2416	1062.67
F	Total (C+D+E)	1007	524.13	11386	5318.23	1277	510.33	420	165.48	1632	923.03	15722	7441.19
28.	Nainital Bank	63	42.90	283	197.32	22	6.20	22	4.20	65	19.60	455	270.22
29.	Axis Bank	0	0.00	0	0.00	0	0.00	0	0.00	0	0.00	0	0.00
30.	ICICI Bank	0	0.00	0	0.00	0	0.00	0	0.00	0	0.00	0	0.00
31.	HDFC Bank	0	0.00	0	0.00	0	0.00	0	0.00	0	0.00	0	0.00
32.	The J & K Bank Ltd.	0	0.00	0	0.00	0	0.00	0	0.00	0	0.00	0	0.00
33.	Fedral Bank Ltd.	0	0.00	0	0.00	0	0.00	0	0.00	0	0.00	0	0.00
34.	IndusInd Bank	0	0.00	0	0.00	0	0.00	0	0.00	0	0.00	0	0.00
35.	The Karnataka Bank Ltd.	0	0.00	0	0.00	0	0.00	0	0.00	0	0.00	0	0.00
36.	Kurmanchal Sehkari Bank	0	0.00	0	0.00	0	0.00	0	0.00	0	0.00	0	0.00
37.	The South Indian Bank Ltd	0	0.00	0	0.00	0	0.00	0	0.00	0	0.00	0	0.00
38.	ING Vasya	0	0.00	0	0.00	0	0.00	0	0.00	0	0.00	0	0.00
39.	Standard Chartered Bank	0	0.00	0	0.00	0	0.00	0	0.00	0	0.00	0	0.00
40.	YES Bank	0	0.00	0	0.00	0	0.00	0	0.00	0	0.00	0	0.00
41.	Kotak Mahindra	0	0.00	0	0.00	0	0.00	0	0.00	0	0.00	0	0.00
G	Total Private Bank	63	42.90	283	197.32	22	6.20	22	4.20	65	19.60	455	270.22
H	Total All Bank (F+G)	1070	567.03	11669	5515.55	1299	516.53	442	169.68	1697	942.63	16177	7711.41

**HORTICULTURE FINANCING
OUTSTANDING AS ON 31ST DEC. 2011**

FROM 01.04.2011 TO 31.12.2011

(₹ in Lacs)

S. No.	Name of the Bank	Floriculture		Orchards		Medicinal & Aromatic Plants		100 Sq Mtr Poly House		Total Horticulture	
		No.	Amt.	No.	Amt.	No.	Amt.	No.	Amt.	No.	Amt.
1	2	3	4	5	6	7	8	9	10	11	12
1.	State Bank of India	0	0.00	0	0.00	3	5.50	0	0.00	3	5.50
2.	Punjab National Bank	10	112.69	10	15.00	0	0.00	0	0.00	20	127.69
3.	Bank of Baroda	29	213.00	0	0.00	0	0.00	0	0.00	29	213.00
A	Total Lead Banks	39	325.69	10	15.00	3	5.50	0	0.00	52	346.19
4.	Oriental Bank of Comm.	24	81.37	0	0.00	0	0.00	0	0.00	24	81.37
5.	Union Bank of India	47	371.04	0	0.00	0	0.00	0	0.00	47	371.04
6.	Canara Bank	0	0.00	0	0.00	0	0.00	0	0.00	0	0.00
7.	Central Bank of India	26	92.44	0	0.00	0	0.00	0	0.00	26	92.44
8.	Punjab & Sind Bank	2	53.00	0	0.00	0	0.00	0	0.00	2	53.00
9.	Allahabad Bank	6	10.30	0	0.00	11	19.09	0	0.00	17	29.39
10.	UCO Bank	0	0.00	0	0.00	0	0.00	0	0.00	0	0.00
11.	Indian Overseas Bank	0	0.00	0	0.00	0	0.00	0	0.00	0	0.00
12.	State Bank of Patiala	0	0.00	0	0.00	0	0.00	0	0.00	0	0.00
13.	Bank of India	0	0.00	0	0.00	0	0.00	0	0.00	0	0.00
14.	Syndicate Bank	0	0.00	0	0.00	0	0.00	0	0.00	0	0.00
15.	Vijaya Bank	0	0.00	0	0.00	0	0.00	0	0.00	0	0.00
16.	Corporation Bank	0	0.00	0	0.00	0	0.00	0	0.00	0	0.00
17.	Andhra Bank	0	0.00	0	0.00	0	0.00	0	0.00	0	0.00
18.	Indian Bank	0	0.00	0	0.00	0	0.00	0	0.00	0	0.00
19.	United Bank of India	0	0.00	0	0.00	0	0.00	0	0.00	0	0.00
20.	State Bank of B & J	0	0.00	0	0.00	0	0.00	0	0.00	0	0.00
21.	Bank of Maharashtra	0	0.00	0	0.00	0	0.00	0	0.00	0	0.00
22.	Dena Bank	1	13.00	0	0.00	0	0.00	0	0.00	1	13.00
23.	IDBI Bank	0	0.00	0	0.00	0	0.00	0	0.00	0	0.00
B	Total Non-Lead Banks	106	621.15	0	0.00	11	19.09	0	0.00	117	640.24
C	Total N. Banks (A+B)	145	946.84	10	15.00	14	24.59	0	0.00	169	986.43
24.	Nainital Almora K.G.B.	62	284.69	0	0.00	6	27.59	0	0.00	68	312.28
25.	Uttaranchal G.B.	17	61.69	14	4.22	60	21.20	0	0.00	91	87.11
26.	U. P. Gramin Bank	0	0.00	0	0.00	0	0.00	0	0.00	0	0.00
D	Total R.R.B.	79	346.38	14	4.22	66	48.79	0	0.00	159	399.39
27.	Co-operative Bank	0	0.00	0	0.00	48	15.66	0	0.00	48	15.66
E	Total Cooperative	0	0.00	0	0.00	48	15.66	0	0.00	48	15.66
F	Total (C+D+E)	224	1293.22	24	19.22	128	89.04	0	0.00	376	1401.48
28.	Nainital Bank	66	555.52	0	0.00	0	0.00	0	0.00	66	555.52
29.	Axis Bank	0	0.00	0	0.00	0	0.00	0	0.00	0	0.00
30.	ICICI Bank	0	0.00	0	0.00	0	0.00	0	0.00	0	0.00
31.	HDFC Bank	0	0.00	0	0.00	0	0.00	0	0.00	0	0.00
32.	The J & K Bank Ltd.	0	0.00	0	0.00	0	0.00	0	0.00	0	0.00
33.	Fedral Bank Ltd.	0	0.00	0	0.00	0	0.00	0	0.00	0	0.00
34.	IndusInd Bank	0	0.00	0	0.00	0	0.00	0	0.00	0	0.00
35.	The Karnataka Bank Ltd.	0	0.00	0	0.00	0	0.00	0	0.00	0	0.00
36.	Kurmanchal Sehkari Bank	0	0.00	0	0.00	0	0.00	0	0.00	0	0.00
37.	The South Indian Bank Ltd	0	0.00	0	0.00	0	0.00	0	0.00	0	0.00
38.	ING Vasya	0	0.00	0	0.00	0	0.00	0	0.00	0	0.00
39.	Standard Chartered Bank	0	0.00	0	0.00	0	0.00	0	0.00	0	0.00
40.	YES Bank	0	0.00	0	0.00	0	0.00	0	0.00	0	0.00
41.	Kotak Mahindra	0	0.00	0	0.00	0	0.00	0	0.00	0	0.00
G	Total Private Bank	66	555.52	0	0.00	0	0.00	0	0.00	66	555.52
H	Total All Bank (F+G)	290	1848.74	24	19.22	128	89.04	0	0.00	442	1957.00

KVIC/KVIB (Intt. Subsidy Scheme)
POSITION AS ON 31ST DEC. 2011

FROM 01.04.2011 TO 31.12.2011

(₹ in Lacs)

S. No.	Name of the Bank	Received	APPLICATIONS KVIC (INTT. SUBSIDY SCHEME)							
			Sanctioned		Disbursed		Returned	Pending for Disbursement	Outstandings	
			No.	Amt.	No.	Amt.	No.	No.	No.	Amt.
1.	State Bank of India	240	240	459.35	240	459.35	0	0	458	762.93
2.	Punjab National Bank	26	4	6.33	3	5.33	2	17	0	0.00
3.	Bank of Baroda	31	31	102.00	31	102.00	0	0	105	425.00
A	Total Lead Banks	297	275	567.68	274	566.68	2	17	563	1187.93
4.	Oriental Bank of Comm.	0	0	0.00	0	0.00	0	0	0	0.00
5.	Union Bank of India	14	14	23.25	12	19.25	0	0	133	212.61
6.	Canara Bank	0	0	0.00	0	0.00	0	0	26	111.00
7.	Central Bank of India	0	0	0.00	0	0.00	0	0	19	61.12
8.	Punjab & Sind Bank	0	0	0.00	0	0.00	0	0	0	0.00
9.	Allahabad Bank	8	8	14.75	8	14.75	0	0	20	22.50
10.	UCO Bank	22	22	21.70	22	21.70	0	0	22	21.07
11.	Indian Overseas Bank	0	0	0.00	0	0.00	0	0	0	0.00
12.	State Bank of Patiala	0	0	0.00	0	0.00	0	0	0	0.00
13.	Bank of India	2	2	2.32	0	0.00	0	0	0	0.00
14.	Syndicate Bank	0	0	0.00	0	0.00	0	0	35	46.91
15.	Vijaya Bank	0	0	0.00	0	0.00	0	0	0	0.00
16.	Corporation Bank	0	0	0.00	0	0.00	0	0	0	0.00
17.	Andhra Bank	0	0	0.00	0	0.00	0	0	0	0.00
18.	Indian Bank	0	0	0.00	0	0.00	0	0	0	0.00
19.	United Bank of India	0	0	0.00	0	0.00	0	0	0	0.00
20.	State Bank of B & J	0	0	0.00	0	0.00	0	0	0	0.00
21.	Bank of Maharashtra	0	0	0.00	0	0.00	0	0	0	0.00
22.	Dena Bank	0	0	0.00	0	0.00	0	0	0	0.00
23.	IDBI Bank	0	0	0.00	0	0.00	0	0	0	0.00
B	Total Non-Lead Banks	46	46	62.02	42	55.70	0	0	255	475.21
C	Total N. Banks (A + B)	343	321	629.70	316	622.38	2	17	818	1663.14
24.	Nainital Almora K.G.B.	79	71	119.79	62	108.74	0	0	375	358.37
25.	Uttaranchal G.B.	124	124	208.28	124	159.74	0	0	903	800.62
26.	U. P. Gramin Bank	0	0	0.00	0	0.00	0	0	0	0.00
D	Total R.R.B.	203	195	328.07	186	268.48	0	0	1278	1158.99
27.	Co-operative Bank	0	0	0.00	0	0.00	0	0	0	0.00
E	Total Cooperative	0	0	0.00	0	0.00	0	0	0	0.00
F	Total (C+D+E)	546	516	957.77	502	890.86	2	17	2096	2822.13
28.	Nainital Bank	0	0	0.00	0	0.00	0	0	5	10.30
29.	Axis Bank	0	0	0.00	0	0.00	0	0	0	0.00
30.	ICICI Bank	0	0	0.00	0	0.00	0	0	0	0.00
31.	HDFC Bank	0	0	0.00	0	0.00	0	0	0	0.00
32.	The J & K Bank Ltd.	0	0	0.00	0	0.00	0	0	0	0.00
33.	Fedral Bank Ltd.	0	0	0.00	0	0.00	0	0	0	0.00
34.	IndusInd Bank	0	0	0.00	0	0.00	0	0	0	0.00
35.	The Karnataka Bank Ltd.	0	0	0.00	0	0.00	0	0	0	0.00
36.	Kurmanchal Sehkari Bank	0	0	0.00	0	0.00	0	0	0	0.00
37.	The South Indian Bank Ltd	0	0	0.00	0	0.00	0	0	0	0.00
38.	ING Vasya	0	0	0.00	0	0.00	0	0	0	0.00
39.	Standard Chartered Bank	0	0	0.00	0	0.00	0	0	0	0.00
40.	YES Bank	0	0	0.00	0	0.00	0	0	0	0.00
41.	Kotak Mahindra	0	0	0.00	0	0.00	0	0	0	0.00
G	Total Private Bank	0	0	0.00	0	0.00	0	0	5	10.30
H	Total All Bank (F+G)	546	516	957.77	502	890.86	2	17	2101	2832.43

**NAVEEN RIN SAH ANUDAN AWAS YOJNA PROGRESS W.E.F. 15TH AUG. 2004
PROGRESS AS ON **31ST DEC. 2011****

FROM 01.04.2011 TO 31.12.2011

(₹ in Lacs)

S. No.	Name of the Bank	Yearly Targets	Received		Sanctioned		Disbursed		Returned	Pending for Disbursement	Outstandings since inception	
			No.	Amt.	No.	Amt.	No.	Amt.	No.	No.	No.	Amt.
1.	State Bank of India	575	558	279	139.50	228	104.30	0	279	5047	2381.67	
2.	Punjab National Bank	223	139	80	40.00	65	32.00	0	59	1389	326.88	
3.	Bank of Baroda	94	86	46	29.96	46	21.00	0	40	178	283.00	
A	Total Lead Banks	892	783	405	209.46	339	157.30	0	378	6614	2991.55	
4.	Oriental Bank of Comm.	47	47	17	3.50	3	1.50	0	30	211	67.92	
5.	Union Bank of India	76	68	28	13.50	28	8.50	0	40	460	185.00	
6.	Canara Bank	43	22	8	3.50	0	0.00	0	14	14	1.98	
7.	Central Bank of India	30	19	9	4.50	9	4.50	0	10	142	78.34	
8.	Punjab & Sind Bank	21	15	5	3.00	0	0.00	0	10	0	0.00	
9.	Allahabad Bank	32	22	8	3.40	0	0.00	0	14	127	57.76	
10.	UCO Bank	22	20	5	2.80	0	0.00	0	15	0	0.00	
11.	Indian Overseas Bank	16	10	4	2.30	0	0.00	0	6	0	0.00	
12.	State Bank of Patiala	38	21	5	2.64	0	0.00	0	16	0	0.00	
13.	Bank of India	25	11	0	0.00	0	0.00	0	11	0	0.00	
14.	Syndicate Bank	11	3	0	0.00	0	0.00	0	3	2	0.86	
15.	Vijaya Bank	0	0	0	0.00	0	0.00	0	0	0	0.00	
16.	Corporation Bank	4	0	0	0.00	0	0.00	0	0	0	0.00	
17.	Andhra Bank	2	0	0	0.00	0	0.00	0	0	0	0.00	
18.	Indian Bank	7	1	0	0.00	0	0.00	0	1	0	0.00	
19.	United Bank of India	3	0	0	0.00	0	0.00	0	0	0	0.00	
20.	State Bank of B & J	0	0	0	0.00	0	0.00	0	0	0	0.00	
21.	Bank of Maharashtra	3	0	0	0.00	0	0.00	0	0	0	0.00	
22.	Dena Bank	4	0	0	0.00	0	0.00	0	0	0	0.00	
23.	IDBI Bank	3	0	0	0.00	0	0.00	0	0	0	0.00	
B	Total Non-Lead Banks	387	259	89	39.14	40	14.50	0	170	956	391.86	
C	Total N. Banks (A+B)	1279	1042	494	248.60	379	171.80	0	548	7570	3383.41	
24.	Nainital Almora K.G.B.	130	138	136	66.40	88	52.30	0	2	2678	661.95	
25.	Uttaranchal G.B.	248	183	112	56.00	75	35.90	0	71	2687	675.13	
26.	U. P. Gramin Bank	2	0	0	0.00	0	0.00	0	0	0	0.00	
D	Total R.R.B.	380	321	248	122.40	163	88.20	0	73	5365	1337.08	
27.	Co-operative Bank	442	383	164	82.00	126	60.70	0	219	2307	636.18	
E	Total Cooperative	442	383	164	82.00	126	60.70	0	219	2307	636.18	
F	Total (C+D+E)	2101	1746	906	453.00	668	320.70	0	840	15242	5356.67	
28.	Nainital Bank	76	69	39	19.50	29	12.50	0	30	417	198.10	
29.	Axis Bank	0	0	0	0.00	0	0.00	0	0	0	0.00	
30.	ICICI Bank	0	0	0	0.00	0	0.00	0	0	0	0.00	
31.	HDFC Bank	0	0	0	0.00	0	0.00	0	0	0	0.00	
32.	The J & K Bank Ltd.	0	0	0	0.00	0	0.00	0	0	0	0.00	
33.	Fedral Bank Ltd.	0	0	0	0.00	0	0.00	0	0	0	0.00	
34.	IndusInd Bank	0	0	0	0.00	0	0.00	0	0	0	0.00	
35.	The Karnataka Bank Ltd.	0	0	0	0.00	0	0.00	0	0	0	0.00	
36.	Kurmanchal Sehkari Bank	0	0	0	0.00	0	0.00	0	0	0	0.00	
37.	The South Indian Bank Ltd	0	0	0	0.00	0	0.00	0	0	0	0.00	
38.	ING Vasya	0	0	0	0.00	0	0.00	0	0	0	0.00	
39.	Standard Chartered Bank	0	0	0	0.00	0	0.00	0	0	0	0.00	
40.	YES Bank	0	0	0	0.00	0	0.00	0	0	0	0.00	
41.	Kotak Mahindra	0	0	0	0.00	0	0.00	0	0	0	0.00	
G	Total Private Bank	76	69	39	19.50	29	12.50	0	30	417	198.10	
H	Total All Bank (F+G)	2177	1815	945	472.50	697	333.20	0	870	15659	5554.77	

**INSURANCE SCHEME UNDER KCC / CROP LOAN
PROGRESS AS ON *31ST DEC. 2011***

FROM 01.04.2011 TO 31.12.2011

(₹ in Lacs)

S. No.	Name of the Bank	Farmers Covered under Personal Accident Insurance Scheme (PAIS)							
		Farmer's Covered		Lodgement of Claims		Claims Setteled		Claim Pending	
		No.	Amt.	No.	Amt.	No.	Amt.	No.	Amt.
1.	State Bank of India	17864	18877.10	0	0.00	0	0.00	0	0.00
2.	Punjab National Bank	8303	8566.71	10	5.00	0	0.00	10	5.00
3.	Bank of Baroda	8899	14711.00	0	0.00	0	0.00	0	0.00
A	Total Lead Banks	35066	42154.81	10	5.00	0	0.00	10	5.00
4.	Oriental Bank of Comm.	2399	5862.96	0	0.00	0	0.00	0	0.00
5.	Union Bank of India	877	1462.26	0	0.00	0	0.00	0	0.00
6.	Canara Bank	2153	1120.00	0	0.00	0	0.00	0	0.00
7.	Central Bank of India	233	189.84	0	0.00	0	0.00	0	0.00
8.	Punjab & Sind Bank	210	260.00	0	0.00	0	0.00	0	0.00
9.	Allahabad Bank	420	751.87	0	0.00	0	0.00	0	0.00
10.	UCO Bank	185	142.30	1	0.50	0	0.00	1	0.50
11.	Indian Overseas Bank	2193	3877.00	0	0.00	0	0.00	0	0.00
12.	State Bank of Patiala	461	746.76	0	0.00	0	0.00	0	0.00
13.	Bank of India	183	339.95	0	0.00	0	0.00	0	0.00
14.	Syndicate Bank	72	24.60	0	0.00	0	0.00	0	0.00
15.	Vijaya Bank	0	0.00	0	0.00	0	0.00	0	0.00
16.	Corporation Bank	6	11.90	0	0.00	0	0.00	0	0.00
17.	Andhra Bank	0	0.00	0	0.00	0	0.00	0	0.00
18.	Indian Bank	596	339.88	0	0.00	0	0.00	0	0.00
19.	United Bank of India	0	0.00	0	0.00	0	0.00	0	0.00
20.	State Bank of B & J	0	0.00	0	0.00	0	0.00	0	0.00
21.	Bank of Maharashtra	0	0.00	0	0.00	0	0.00	0	0.00
22.	Dena Bank	16	6.00	0	0.00	0	0.00	0	0.00
23.	IDBI Bank	0	0.00	0	0.00	0	0.00	0	0.00
B	Total Non-Lead Banks	10004	15135.32	1	0.50	0	0.00	1	0.50
C	Total N. Banks (A+B)	45070	57290.13	11	5.50	0	0.00	11	5.50
24.	Nainital Almora K.G.B.	1685	4165.85	13	6.50	5	2.50	8	4.00
25.	Uttaranchal G.B.	4533	4100.12	26	13.00	0	0.00	26	13.00
26.	U. P. Gramin Bank	66	92.92	0	0.00	0	0.00	0	0.00
D	Total R.R.B.	6284	8358.89	39	19.50	5	2.50	34	17.00
27.	Co-operative Bank	35323	5945.30	0	0.00	0	0.00	0	0.00
E	Total Cooperative	35323	5945.30	0	0.00	0	0.00	0	0.00
F	Total (C+D+E)	86677	71594.32	50	25.00	5	2.50	45	22.50
28.	Nainital Bank	1183	3607.00	0	0.00	0	0.00	0	0.00
29.	Axis Bank	361	1744.37	1	5.00	1	5.00	0	0.00
30.	ICICI Bank	0	0.00	0	0.00	0	0.00	0	0.00
31.	HDFC Bank	430	1515.05	0	0.00	0	0.00	0	0.00
32.	The J & K Bank Ltd.	0	0.00	0	0.00	0	0.00	0	0.00
33.	Fedral Bank Ltd.	0	0.00	0	0.00	0	0.00	0	0.00
34.	IndusInd Bank	0	0.00	0	0.00	0	0.00	0	0.00
35.	The Karnataka Bank Ltd.	0	0.00	0	0.00	0	0.00	0	0.00
36.	Kurmanchal Sehkari Bank	0	0.00	0	0.00	0	0.00	0	0.00
37.	The South Indian Bank Ltd	0	0.00	0	0.00	0	0.00	0	0.00
38.	ING Vasya	240	1700.00	0	0.00	0	0.00	0	0.00
39.	Standard Chartered Bank	0	0.00	0	0.00	0	0.00	0	0.00
40.	YES Bank	0	0.00	0	0.00	0	0.00	0	0.00
41.	Kotak Mahindra	0	0.00	0	0.00	0	0.00	0	0.00
G	Total Private Bank	2214	8566.42	1	5.00	1	5.00	0	0.00
H	Total All Bank (F+G)	88891	80160.74	51	30.00	6	7.50	45	22.50

**RASTRIYA KRISHI BIMA YOJANA (RKBY)/
NATIONAL AGRICULTURE INSURANCE SCHEME (NAIS)**

Implementing Agency : Agriculture Insurance Company of India Limited, Dehradun, U.K.

FROM 01.04.2011 TO 31.12.2011

(₹ in Lacs)

S. No.	Name of the Bank	Total Crop Loan Disbursed	Crop Loan Disbursed for notified crops	Crop Loan Insured for notified crops	No. of Farmers		Sum Insured	Premium Collected	Remarks
		Amount	Amount	Amount	Small/Marginal	Others			
					No.	No.	Amount	Amount	
1.	State Bank of India	18877.10	600.89	0.00	1781	0	1124.06	27.54	
2.	Punjab National Bank	8566.71	429.90	204.05	1058	0	323.08	7.93	
3.	Bank of Baroda	14711.00	24.45	24.45	385	0	317.25	7.77	
A	Total Lead Banks	42154.81	1055.24	228.50	3224	0	1764.39	43.24	
4.	Oriental Bank of Comm.	5862.96	2.85	0.00	0	0	0.00	0.00	
5.	Union Bank of India	1462.26	69.95	69.95	31	0	16.17	0.40	
6.	Canara Bank	1120.00	0.00	0.00	106	0	34.83	0.85	
7.	Central Bank of India	189.84	13.22	13.22	21	0	15.66	0.38	
8.	Punjab & Sind Bank	260.00	769.00	769.00	0	0	0.00	0.00	
9.	Allahabad Bank	751.87	0.00	0.00	61	0	53.27	1.31	
10.	UCO Bank	142.30	0.00	0.00	0	0	0.00	0.00	
11.	Indian Overseas Bank	3877.00	0.00	0.00	0	0	0.00	0.00	
12.	State Bank of Patiala	746.76	0.00	0.00	0	0	0.00	0.00	
13.	Bank of India	339.95	0.00	0.00	28	0	16.98	0.42	
14.	Syndicate Bank	24.60	0.00	0.00	0	0	0.00	0.00	
15.	Vijaya Bank	0.00	0.00	0.00	0	0	0.00	0.00	
16.	Corporation Bank	11.90	0.00	0.00	0	0	0.00	0.00	
17.	Andhra Bank	0.00	0.00	0.00	0	0	0.00	0.00	
18.	Indian Bank	339.88	0.00	0.00	0	0	0.00	0.00	
19.	United Bank of India	0.00	0.00	0.00	0	0	0.00	0.00	
20.	State Bank of B & J	0.00	0.00	0.00	0	0	0.00	0.00	
21.	Bank of Maharashtra	0.00	0.00	0.00	0	0	0.00	0.00	
22.	Dena Bank	6.00	0.00	0.00	0	0	0.00	0.00	
23.	IDBI Bank	0.00	0.00	0.00	6	0	9.57	0.23	
B	Total Non-Lead Banks	15135.32	855.02	852.17	253	0	146.48	3.59	
C	Total N. Banks (A+B)	57290.13	1910.26	1080.67	3477	0	1910.87	46.83	
24.	Nainital Almora K.G.B.	4165.85	426.58	426.58	1392	0	628.84	15.41	
25.	Uttaranchal G.B.	4100.12	370.52	356.63	1724	0	298.99	7.34	
26.	U. P. Gramin Bank	92.92	0.00	0.00	0	0	0.00	0.00	
D	Total R.R.B.	8358.89	797.10	783.21	3116	0	927.83	22.75	
27.	Co-operative Bank	5945.30	35028.90	34503.58	13641	0	2361.30	58.00	
E	Total Cooperative	5945.30	35028.90	34503.58	13641	0	2361.30	58.00	
F	Total (C+D+E)	71594.32	37736.26	36367.46	20234	0	5200.00	127.58	
28.	Nainital Bank	3607.00	2549.00	2549.00	0	0	0.00	0.00	
29.	Axis Bank	1744.37	0.00	0.00	0	0	0.00	0.00	
30.	ICICI Bank	0.00	0.00	0.00	0	0	0.00	0.00	
31.	HDFC Bank	1515.05	0.00	0.00	0	0	0.00	0.00	
32.	The J & K Bank Ltd.	0.00	0.00	0.00	0	0	0.00	0.00	
33.	Fedral Bank Ltd.	0.00	0.00	0.00	0	0	0.00	0.00	
34.	IndusInd Bank	0.00	0.00	0.00	0	0	0.00	0.00	
35.	The Karnataka Bank Ltd.	0.00	0.00	0.00	0	0	0.00	0.00	
36.	Kurmanchal Sehkari Bank	0.00	0.00	0.00	0	0	0.00	0.00	
37.	The South Indian Bank Ltd	0.00	0.00	0.00	0	0	0.00	0.00	
38.	ING Vasya	1700.00	0.00	0.00	0	0	0.00	0.00	
39.	Standard Chartered Bank	0.00	0.00	0.00	0	0	0.00	0.00	
40.	YES Bank	0.00	0.00	0.00	0	0	0.00	0.00	
41.	Kotak Mahindra	0.00	0.00	0.00	0	0	0.00	0.00	
G	Total Private Bank	8566.42	2549.00	2549.00	0	0	0.00	0.00	
H	Total All Bank (F+G)	80160.74	40285.26	38916.46	20234	0	5200.00	127.58	

**PROGRESS UNDER DIRECT SHG'S LINKAGE WITH BANKS
ACHIEVEMENTS UPTO THE QUARTER ENDED *DEC. 2011***

FROM 01.04.2011 TO 31.12.2011

(₹ in Lacs)

S. No.	Name of the Bank	NUMBER OF SELF HELP GROUPS - SAVING BANK A/C						Out of total outstanding women beneficiaries		
		Groups formed		Eligible for linkage No.	Linked & Disbursed		Total Outstanding		No.	Amt.
		NO.	SAVINGS		No.	Amt.	No.	Amt.		
1.	State Bank of India	273	116.33	305	341	374.92	923	764.50	135	148.68
2.	Punjab National Bank	266	75.39	136	133	74.42	1947	255.06	1448	179.87
3.	Bank of Baroda	161	78.40	1	161	101.40	960	380.40	27	48.00
A	Total Lead Banks	700	270.12	442	635	550.74	3830	1399.96	1610	376.55
4.	Oriental Bank of Comm.	25	0.00	25	25	28.47	25	28.47	41	21.84
5.	Union Bank of India	57	1.70	32	32	7.75	633	204.27	464	156.61
6.	Canara Bank	0	0.00	0	0	0.00	76	52.14	42	31.02
7.	Central Bank of India	0	0.00	0	6	11.95	171	225.91	20	3.00
8.	Punjab & Sind Bank	0	0.00	0	7	3.50	7	3.41	0	0.00
9.	Allahabad Bank	0	0.00	0	0	0.00	0	0.00	0	0.00
10.	UCO Bank	13	12.00	13	13	12.00	13	10.75	1	1.00
11.	Indian Overseas Bank	0	0.00	0	0	0.00	0	0.00	0	0.00
12.	State Bank of Patiala	2	0.85	0	0	0.00	18	30.00	3	6.00
13.	Bank of India	0	0.00	2	2	1.71	2	1.71	15	1.71
14.	Syndicate Bank	3	0.60	3	3	0.75	3	0.50	2	0.50
15.	Vijaya Bank	0	0.00	0	0	0.00	0	0.00	0	0.00
16.	Corporation Bank	0	0.00	0	0	0.00	0	0.00	0	0.00
17.	Andhra Bank	3	0.00	3	3	3.00	3	2.77	30	3.00
18.	Indian Bank	0	0.00	0	0	0.00	0	0.00	0	0.00
19.	United Bank of India	0	0.00	0	0	0.00	0	0.00	0	0.00
20.	State Bank of B & J	0	0.00	0	0	0.00	0	0.00	0	0.00
21.	Bank of Maharashtra	0	0.00	0	0	0.00	0	0.00	0	0.00
22.	Dena Bank	0	0.00	0	0	0.00	0	0.00	0	0.00
23.	IDBI Bank	0	0.00	0	0	0.00	0	0.00	0	0.00
B	Total Non-Lead Banks	103	15.15	78	91	69.13	951	559.93	618	224.68
C	Total N. Banks (A+B)	803	285.27	520	726	619.87	4781	1959.89	2228	601.23
24.	Nainital Almora K.G.B.	110	39.90	24	24	14.53	903	199.15	784	164.83
25.	Uttaranchal G.B.	413	13.62	121	52	10.66	1611	90.10	568	28.01
26.	U. P. Gramin Bank	25	0.00	0	0	0.00	0	0.00	0	0.00
D	Total R.R.B.	548	53.52	145	76	25.19	2514	289.25	1352	192.84
27.	Co-operative Bank	1062	128.74	899	94	50.97	1356	503.17	774	120.30
E	Total Cooperative	1062	128.74	899	94	50.97	1356	503.17	774	120.30
F	Total (C+D+E)	2413	467.53	1564	896	696.03	8651	2752.31	4354	914.37
28.	Nainital Bank	12	12.00	7	7	20.00	84	166.10	110	90.00
29.	Axis Bank	0	0.00	0	0	0.00	0	0.00	0	0.00
30.	ICICI Bank	0	0.00	0	0	0.00	0	0.00	0	0.00
31.	HDFC Bank	0	0.00	0	0	0.00	0	0.00	0	0.00
32.	The J & K Bank Ltd.	0	0.00	0	0	0.00	0	0.00	0	0.00
33.	Fedral Bank Ltd.	0	0.00	0	0	0.00	0	0.00	0	0.00
34.	IndusInd Bank	0	0.00	0	0	0.00	0	0.00	0	0.00
35.	The Karnataka Bank Ltd.	0	0.00	0	0	0.00	0	0.00	0	0.00
36.	Kurmanchal Sehkar Bank	0	0.00	0	0	0.00	0	0.00	0	0.00
37.	The South Indian Bank Ltd	0	0.00	0	0	0.00	0	0.00	0	0.00
38.	ING Vasya	0	0.00	0	0	0.00	0	0.00	0	0.00
39.	Standard Chartered Bank	0	0.00	0	0	0.00	0	0.00	0	0.00
40.	YES Bank	0	0.00	0	0	0.00	0	0.00	0	0.00
41.	Kotak Mahindra	0	0.00	0	0	0.00	0	0.00	0	0.00
G	Total Private Bank	12	12.00	7	7	20.00	84	166.10	110	90.00
H	Total All Bank (F+G)	2425	479.53	1571	903	716.03	8735	2918.41	4464	1004.37

**SWAROJGAR & ARTISAN CREDIT CARD SCHEME
POSITION AS ON 31ST DEC. 2011**

FROM 01.04.2011 TO 31.12.2011

(₹ in Crore)

S. No.	Name of the Bank	SCC (UPTO ₹ 25000/-)					ACC (₹ 25001/- TO ₹ 2 LACS)				
		Yearly Targets	Disbursement		Outstandings		Yearly Targets	Disbursement		Outstandings	
			No.	Amt.	No.	Amt.		No.	Amt.	No.	Amt.
1.	State Bank of India	431	241	960.05	241	954.05	335	146	369.15	565	1448.80
2.	Punjab National Bank	395	15	2.25	0	0.00	215	42	13.75	167	33.65
3.	Bank of Baroda	189	0	0.00	0	0.00	124	2	2.00	11	5.00
A	Total Lead Banks	1015	256	962.30	241	954.05	674	190	384.90	743	1487.45
4.	Oriental Bank of Comm.	335	10	2.47	10	2.29	101	0	0.00	0	0.00
5.	Union Bank of India	335	14	3.15	17	3.44	111	2	2.50	18	19.02
6.	Canara Bank	298	0	0.00	0	0.00	49	5	1.72	5	1.72
7.	Central Bank of India	330	0	0.00	0	0.00	49	0	0.00	0	0.00
8.	Punjab & Sind Bank	330	0	0.00	0	0.00	71	0	0.00	2169	9164.83
9.	Allahabad Bank	230	0	0.00	88	18.35	61	1	0.50	17	7.88
10.	UCO Bank	230	0	0.00	0	0.00	40	21	24.00	41	58.23
11.	Indian Overseas Bank	230	0	0.00	0	0.00	29	0	0.00	0	0.00
12.	State Bank of Patiala	330	6	2.00	7	1.50	43	0	0.00	0	0.00
13.	Bank of India	256	0	0.00	0	0.00	31	0	0.00	74	160.00
14.	Syndicate Bank	86	0	0.00	0	0.00	18	0	0.00	0	0.00
15.	Vijaya Bank	0	0	0.00	0	0.00	13	0	0.00	0	0.00
16.	Corporation Bank	0	0	0.00	0	0.00	13	0	0.00	0	0.00
17.	Andhra Bank	0	0	0.00	0	0.00	13	0	0.00	0	0.00
18.	Indian Bank	180	0	0.00	0	0.00	13	0	0.00	0	0.00
19.	United Bank of India	0	0	0.00	0	0.00	13	0	0.00	0	0.00
20.	State Bank of B & J	0	0	0.00	0	0.00	13	0	0.00	0	0.00
21.	Bank of Maharashtra	0	0	0.00	0	0.00	13	0	0.00	0	0.00
22.	Dena Bank	0	0	0.00	0	0.00	13	0	0.00	0	0.00
23.	IDBI Bank	0	0	0.00	0	0.00	13	0	0.00	0	0.00
B	Total Non-Lead Banks	3170	30	7.62	122	25.58	720	29	28.72	2324	9411.68
C	Total N. Banks (A+B)	4185	286	969.92	363	979.63	1394	219	413.62	3067	10899.13
24.	Nainital Almora K.G.B.	215	199	91.06	1741	650.24	79	0	0.00	0	0.00
25.	Uttaranchal G.B.	200	5	1.25	569	147.64	180	1	0.34	5	1.91
26.	U. P. Gramin Bank	0	0	0.00	0	0.00	0	0	0.00	0	0.00
D	Total R.R.B.	415	204	92.31	2310	797.88	259	1	0.34	5	1.91
27.	Co-operative Bank	300	1186	402.52	2170	662.78	327	0	0.00	0	0.00
E	Total Cooperative	300	1186	402.52	2170	662.78	327	0	0.00	0	0.00
F	Total (C+D+E)	4900	1676	1464.75	4843	2440.29	1980	220	413.96	3072	10901.04
28.	Nainital Bank	100	90	23.50	324	84.50	98	6	21.00	60	32.50
29.	Axis Bank	0	0	0.00	0	0.00	15	0	0.00	0	0.00
30.	ICICI Bank	0	0	0.00	0	0.00	0	0	0.00	0	0.00
31.	HDFC Bank	0	0	0.00	0	0.00	0	0	0.00	0	0.00
32.	The J & K Bank Ltd.	0	0	0.00	0	0.00	0	0	0.00	0	0.00
33.	Fedral Bank Ltd.	0	0	0.00	0	0.00	0	0	0.00	0	0.00
34.	IndusInd Bank	0	0	0.00	0	0.00	0	0	0.00	0	0.00
35.	The Karnataka Bank Ltd.	0	0	0.00	0	0.00	0	0	0.00	0	0.00
36.	Kurmanchal Sehkari Bank	0	0	0.00	0	0.00	0	0	0.00	0	0.00
37.	The South Indian Bank Ltd	0	0	0.00	0	0.00	0	0	0.00	0	0.00
38.	ING Vasya	0	0	0.00	0	0.00	0	0	0.00	0	0.00
39.	Standard Chartered Bank	0	0	0.00	0	0.00	0	0	0.00	0	0.00
40.	YES Bank	0	0	0.00	0	0.00	0	0	0.00	0	0.00
41.	Kotak Mahindra	0	0	0.00	0	0.00	10	0	0.00	0	0.00
G	Total Private Bank	100	90	23.50	324	84.50	123	6	21.00	60	32.50
H	Total All Bank (F+G)	5000	1766	1488.25	5167	2524.79	2103	226	434.96	3132	10933.54

**ALL TYPES OF HOUSING SCHEME PROGRESS
POSITION AS ON 31ST DEC. 2011**

FROM 01.04.2011 TO 31.12.2011

(₹ in Lacs)

S. No.	Name of the Bank	Application upto ₹ 20 lacs					
		Sanctioned During the year		Disbursed During the year		Outstandings (as on 31.12.2011)	
		No.	Amt.	No.	Amt.	No.	Amt.
1.	State Bank of India	1966	14315.34	1966	12529.71	14917	81408.97
2.	Punjab National Bank	514	3125.70	496	2938.80	8674	28771.72
3.	Bank of Baroda	454	3365.20	454	3365.20	4449	19697.46
A	Total Lead Banks	2934	20806.24	2916	18833.71	28040	129878.15
4.	Oriental Bank of Comm.	416	3054.77	414	2138.62	3013	12183.96
5.	Union Bank of India	192	1506.75	272	1613.15	2508	10973.37
6.	Canara Bank	0	0.00	0	0.00	0	0.00
7.	Central Bank of India	84	509.57	79	441.62	1185	4083.03
8.	Punjab & Sind Bank	113	930.00	113	930.00	813	5299.87
9.	Allahabad Bank	136	1505.00	136	1336.52	1652	7575.14
10.	UCO Bank	44	251.00	44	251.00	196	1094.00
11.	Indian Overseas Bank	0	0.00	0	0.00	0	0.00
12.	State Bank of Patiala	71	542.10	70	537.07	0	0.00
13.	Bank of India	59	527.10	57	418.48	351	1539.55
14.	Syndicate Bank	154	965.00	154	907.41	1168	8108.31
15.	Vijaya Bank	3	0.00	0	0.00	140	1037.31
16.	Corporation Bank	39	440.80	37	426.20	313	2431.35
17.	Andhra Bank	54	476.85	54	428.75	250	1586.38
18.	Indian Bank	0	0.00	0	0.00	0	0.00
19.	United Bank of India	3	26.50	2	10.50	60	289.00
20.	State Bank of B & J	10	138.17	10	108.17	108	679.28
21.	Bank of Maharashtra	0	0.00	0	0.00	0	0.00
22.	Dena Bank	23	161.00	23	129.00	135	909.00
23.	IDBI Bank	1	6.00	2	12.66	2	10.80
B	Total Non-Lead Banks	1402	11040.61	1467	9689.15	11894	57800.35
C	Total N. Banks (A+B)	4336	31846.85	4383	28522.86	39934	187678.50
24.	Nainital Almora K.G.B.	244	790.10	244	769.22	3107	2814.67
25.	Uttaranchal G.B.	1079	4702.25	1079	1545.65	4383	9019.24
26.	U. P. Gramin Bank	0	0.00	0	0.00	38	11.95
D	Total R.R.B.	1323	5492.35	1323	2314.87	7528	11845.86
27.	Co-operative Bank	935	1913.69	973	2158.70	5509	9350.89
E	Total Cooperative	935	1913.69	973	2158.70	5509	9350.89
F	Total (C+D+E)	6594	39252.89	6679	32996.43	52971	208875.25
28.	Nainital Bank	110	637.00	110	568.00	2070	6427.03
29.	Axis Bank	400	3459.73	400	3343.42	400	2883.60
30.	ICICI Bank	0	0.00	0	0.00	0	0.00
31.	HDFC Bank	3	2.02	3	2.02	13	12.70
32.	The J & K Bank Ltd.	0	0.00	1	10.00	164	1048.50
33.	Fedral Bank Ltd.	3	31.10	3	31.10	70	581.65
34.	IndusInd Bank	0	0.00	0	0.00	0	0.00
35.	The Karnataka Bank Ltd.	9	69.32	9	54.32	39	198.03
36.	Kurmanchal Sehkari Bank	0	0.00	0	0.00	0	0.00
37.	The South Indian Bank Ltd	0	0.00	0	0.00	0	0.00
38.	ING Vasya	0	0.00	0	0.00	0	0.00
39.	Standard Chartered Bank	0	0.00	0	0.00	0	0.00
40.	YES Bank	0	0.00	0	0.00	0	0.00
41.	Kotak Mahindra	0	0.00	0	0.00	0	0.00
G	Total Private Bank	525	4199.17	526	4008.86	2756	11151.51
H	Total All Bank (F+G)	7119	43452.06	7205	37005.28	55727	220026.76

Contd.

(₹ in Lacs)

S. No.	Name of the Bank	Application Above ₹ 20 lacs					
		Sanctioned During the year		Disbursed During the year		Outstandings (as on 31.12.2011)	
		No.	Amt.	No.	Amt.	No.	Amt.
1.	State Bank of India	80	2252.00	79	1453.00	6402	32000.35
2.	Punjab National Bank	30	456.50	30	413.80	511	8436.84
3.	Bank of Baroda	45	817.00	16	576.00	200	2189.00
A	Total Lead Banks	155	3525.50	125	2442.80	7113	42626.19
4.	Oriental Bank of Comm.	26	757.18	26	461.68	67	1798.02
5.	Union Bank of India	3	80.00	3	65.00	17	390.10
6.	Canara Bank	0	0.00	0	0.00	1271	5027.00
7.	Central Bank of India	11	255.00	11	245.00	31	501.15
8.	Punjab & Sind Bank	0	0.00	1	20.15	1	19.72
9.	Allahabad Bank	1	35.00	1	12.50	70	700.49
10.	UCO Bank	0	0.00	0	0.00	0	0.00
11.	Indian Overseas Bank	0	0.00	0	0.00	0	0.00
12.	State Bank of Patiala	6	109.74	6	109.74	0	0.00
13.	Bank of India	0	0.00	0	0.00	66	187.00
14.	Syndicate Bank	0	0.00	0	0.00	1168	8108.31
15.	Vijaya Bank	0	0.00	0	0.00	74	499.86
16.	Corporation Bank	14	100.00	1	100.00	1	99.25
17.	Andhra Bank	0	0.00	0	0.00	17	360.19
18.	Indian Bank	0	0.00	0	0.00	0	0.00
19.	United Bank of India	0	0.00	0	0.00	0	0.00
20.	State Bank of B & J	0	0.00	0	0.00	0	0.00
21.	Bank of Maharashtra	0	0.00	0	0.00	0	0.00
22.	Dena Bank	1	21.00	2	20.00	2	35.00
23.	IDBI Bank	0	0.00	0	0.00	0	0.00
B	Total Non-Lead Banks	62	1357.92	51	1034.07	2785	17726.09
C	Total N. Banks (A+B)	217	4883.42	176	3476.87	9898	60352.28
24.	Nainital Almora K.G.B.	0	0.00	0	0.00	0	0.00
25.	Uttaranchal G.B.	8	295.60	5	191.80	12	341.17
26.	U. P. Gramin Bank	0	0.00	0	0.00	0	0.00
D	Total R.R.B.	8	295.60	5	191.80	12	341.17
27.	Co-operative Bank	1364	1264.68	101	74.71	11	134.10
E	Total Cooperative	1364	1264.68	101	74.71	11	134.10
F	Total (C+D+E)	1589	6443.70	282	3743.38	9921	60827.55
28.	Nainital Bank	0	0.00	0	0.00	2070	6427.03
29.	Axis Bank	89	2806.37	89	2708.46	89	2449.94
30.	ICICI Bank	0	0.00	0	0.00	0	0.00
31.	HDFC Bank	0	0.00	0	0.00	0	0.00
32.	The J & K Bank Ltd.	0	0.00	0	0.00	1	25.50
33.	Fedral Bank Ltd.	1	30.00	1	30.00	8	210.69
34.	IndusInd Bank	0	0.00	0	0.00	0	0.00
35.	The Karnataka Bank Ltd.	0	0.00	0	0.00	0	0.00
36.	Kurmanchal Sehkari Bank	0	0.00	0	0.00	0	0.00
37.	The South Indian Bank Ltd	0	0.00	0	0.00	0	0.00
38.	ING Vasya	0	0.00	0	0.00	0	0.00
39.	Standard Chartered Bank	0	0.00	0	0.00	0	0.00
40.	YES Bank	0	0.00	0	0.00	0	0.00
41.	Kotak Mahindra	0	0.00	0	0.00	0	0.00
G	Total Private Bank	90	2836.37	90	2738.46	2168	9113.16
H	Total All Bank (F+G)	1679	9280.07	372	6481.84	12089	69940.71

**BANK-WISE PROGRESS UNDER CREDIT GUARANTEE FUND TRUST OF INDIA
POSITION AS ON *31ST DEC. 2011***

FROM 01.04.2011 TO 31.12.2011

(₹ in Lacs)

S. No.	Name of the Bank	No. of SSI units	Eligible under CGFTSI	Covered under CGFTSI		Gap
		No.	No.	No.	Amt.	No.
1.	State Bank of India	10040	0	902	3662.35	-902
2.	Punjab National Bank	4582	913	353	3462.28	560
3.	Bank of Baroda	969	281	83	840.45	198
A	Total Lead Banks	15591	1194	1338	7965.08	-144
4.	Oriental Bank of Comm.	401	47	73	451.54	-26
5.	Union Bank of India	432	824	748	560.34	76
6.	Canara Bank	175	0	20	591.05	-20
7.	Central Bank of India	0	18	39	830.00	-21
8.	Punjab & Sind Bank	357	32	35	141.89	-3
9.	Allahabad Bank	2249	511	128	569.02	383
10.	UCO Bank	1383	215	13	39.38	202
11.	Indian Overseas Bank	0	0	73	870.98	-73
12.	State Bank of Patiala	720	4	38	179.03	-34
13.	Bank of India	170	3	3	25.00	0
14.	Syndicate Bank	952	68	32	152.89	36
15.	Vijaya Bank	240	0	3	76.00	-3
16.	Corporation Bank	57	6	3	7.00	3
17.	Andhra Bank	8	0	2	54.00	-2
18.	Indian Bank	1	0	0	0.00	0
19.	United Bank of India	110	0	0	0.00	0
20.	State Bank of B & J	15	0	0	0.00	0
21.	Bank of Maharashtra	0	0	0	0.00	0
22.	Dena Bank	30	5	3	81.75	2
23.	IDBI Bank	111	0	0	0.00	0
B	Total Non-Lead Banks	7411	1733	1213	4629.87	520
C	Total N. Banks (A + B)	23002	2927	2551	12594.95	376
24.	Nainital Almora K.G.B.	1410	4	2	9.50	2
25.	Uttaranchal G.B.	4147	126	28	136.44	98
26.	U. P. Gramin Bank	0	0	0	0.00	0
D	Total R.R.B.	5557	130	30	145.94	100
27.	Co-operative Bank	88	0	0	0.00	0
E	Total Cooperative	88	0	0	0.00	0
F	Total (C+D+E)	28647	3057	2581	12740.89	476
28.	Nainital Bank	1482	150	11	50.20	139
29.	Axis Bank	0	2	0	0.00	2
30.	ICICI Bank	300	0	0	0.00	0
31.	HDFC Bank	155	3	3	150.00	0
32.	The J & K Bank Ltd.	4	0	0	0.00	0
33.	Fedral Bank Ltd.	1	0	0	0.00	0
34.	IndusInd Bank	0	0	0	0.00	0
35.	The Karnataka Bank Ltd.	6	0	14	45.28	-14
36.	Kurmanchal Sehkari Bank	0	0	0	0.00	0
37.	The South Indian Bank Ltd	1	0	0	0.00	0
38.	ING Vasya	0	0	0	0.00	0
39.	Standard Chartered Bank	0	0	0	0.00	0
40.	YES Bank	0	0	0	0.00	0
41.	SIDBI	0	0	3	280.00	-3
G	Total Private Bank	1949	155	31	525.48	124
H	Total All Bank (F+G)	30596	3212	2612	13266.37	600

**ADVANCES TO M.S.M.E. SECTOR
POSITION AS ON 31ST DEC. 2011**

(₹ in Crores)

S. No.	Name of the Bank	Credit to Micro Enterprises				Credit to Small Enterprises			
		Manufacturing Sector		Service Sector		Manufacturing Sector		Service Sector	
		No.	Amt.	No.	Amt.	No.	Amt.	No.	Amt.
1.	State Bank of India	5591	366.54	11910	655.86	4449	376.17	34063	763.50
2.	Punjab National Bank	1774	495.44	5162	203.88	2808	306.28	8328	633.47
3.	Bank of Baroda	549	85.10	2316	87.97	420	107.43	2453	115.23
A	Total Lead Banks	7914	947.08	19388	947.71	7677	789.88	44844	1512.20
4.	Oriental Bank of Comm.	129	52.69	1832	82.79	272	68.64	2775	130.53
5.	Union Bank of India	250	47.42	2129	46.54	182	69.73	2114	89.43
6.	Canara Bank	88	39.19	1019	73.00	87	37.65	1036	70.77
7.	Central Bank of India	0	14.48	0	13.63	0	24.86	0	31.63
8.	Punjab & Sind Bank	200	7.77	606	13.71	157	8.81	1401	28.93
9.	Allahabad Bank	1331	47.90	1203	49.19	918	29.44	1589	37.81
10.	UCO Bank	333	9.07	493	18.59	1050	13.11	2331	51.03
11.	Indian Overseas Bank	0	39.49	0	12.86	0	62.34	0	19.37
12.	State Bank of Patiala	368	59.30	437	58.64	352	20.78	320	42.65
13.	Bank of India	114	4.01	911	29.41	56	17.95	329	10.40
14.	Syndicate Bank	364	6.31	216	4.72	588	23.78	320	17.71
15.	Vijaya Bank	0	0.00	158	6.27	240	23.44	250	16.54
16.	Corporation Bank	14	3.14	9	2.15	43	8.28	25	4.40
17.	Andhra Bank	0	0.00	5	0.08	8	2.09	76	1.30
18.	Indian Bank	0	0.00	153	6.09	1	0.01	47	1.27
19.	United Bank of India	0	0.00	0	0.00	110	4.92	191	4.22
20.	State Bank of B & J	0	0.00	0	0.00	15	0.85	143	6.17
21.	Bank of Maharashtra	0	0.00	5	0.96	0	0.00	55	8.41
22.	Dena Bank	20	2.53	8	15.09	10	0.45	15	19.25
23.	IDBI Bank	54	273.55	2	6.20	57	93.94	0	0.00
B	Total Non-Lead Banks	3265	606.85	9186	439.92	4146	511.06	13017	591.82
C	Total N. Banks (A+B)	11179	1553.93	28574	1387.63	11823	1300.94	57861	2104.02
24.	Nainital Almora K.G.B.	340	11.32	1937	38.11	1070	12.99	6061	68.89
25.	Uttaranchal G.B.	1108	18.17	4323	94.74	3039	26.95	7062	119.09
26.	U. P. Gramin Bank	0	0.00	0	0.00	0	0.00	5	0.02
D	Total R.R.B.	1448	29.49	6260	132.85	4109	39.94	13128	188.00
27.	Co-operative Bank	3	27.07	245	77.18	85	210.41	30162	649.95
E	Total Cooperative	3	27.07	245	77.18	85	210.41	30162	649.95
F	Total (C+D+E)	12630	1610.49	35079	1597.66	16017	1551.29	101151	2941.97
28.	Nainital Bank	875	55.48	3733	94.59	607	11.99	3121	49.74
29.	Axis Bank	0	13.10	0	0.47	0	10.24	0	17.56
30.	ICICI Bank	4	0.28	133	4.98	296	10.87	1205	54.01
31.	HDFC Bank	28	1.75	169	5.28	127	13.33	1348	24.20
32.	The J & K Bank Ltd.	0	0.00	0	0.00	4	0.17	54	13.18
33.	Fedral Bank Ltd.	0	0.00	0	0.00	1	0.13	24	1.91
34.	IndusInd Bank	0	0.00	0	0.00	0	0.00	1214	0.59
35.	The Karnataka Bank Ltd.	0	0.00	4	4.00	6	3.03	101	2.28
36.	Kurmanchal Sehkari Bank	0	0.00	0	0.00	0	0.00	0	0.00
37.	The South Indian Bank Ltd	0	0.00	0	0.00	1	3.50	1	7.50
38.	ING Vasya	0	0.00	0	0.00	0	0.00	0	0.00
39.	Standard Chartered Bank	0	0.00	0	0.00	0	0.00	0	0.00
40.	YES Bank	0	0.00	0	0.00	0	0.00	0	0.00
41.	Kotak Mahindra	0	0.00	4	4.00	0	0.00	0	0.00
G	Total Private Bank	907	70.61	4043	113.32	1042	53.26	7068	170.97
H	Total All Bank (F+G)	13537	1681.10	39122	1710.98	17059	1604.55	108219	3112.94

Contd.

(₹ in Crore)

S. No.	Name of the Bank	Total Micro & Small Enterprises				Credit to Medium Enterprises			
		Manufacturing Sector		Service Sector		Manufacturing Sector		Service Sector	
		No.	Amt.	No.	Amt.	No.	Amt.	No.	Amt.
1.	State Bank of India	10040	742.71	45973	1419.36	78	106.11	12	24.42
2.	Punjab National Bank	4582	801.72	13490	837.35	6	25.93	3	7.22
3.	Bank of Baroda	969	192.53	4769	203.20	86	92.00	48	62.00
A	Total Lead Banks	15591	1736.96	64232	2459.91	170	224.04	63	93.64
4.	Oriental Bank of Comm.	401	121.33	4607	213.32	16	6.28	16	34.19
5.	Union Bank of India	432	117.15	4243	135.97	0	0.00	0	0.00
6.	Canara Bank	175	76.84	2055	143.77	27	46.75	0	0.00
7.	Central Bank of India	0	39.34	0	45.26	0	0.00	3	11.17
8.	Punjab & Sind Bank	357	16.58	2007	42.64	2	0.25	35	11.41
9.	Allahabad Bank	2249	77.34	2792	87.00	0	0.00	63	3.92
10.	UCO Bank	1383	22.18	2824	69.62	0	0.00	0	0.00
11.	Indian Overseas Bank	0	101.83	0	32.23	0	13.00	0	0.00
12.	State Bank of Patiala	720	80.08	757	101.29	0	0.00	0	0.00
13.	Bank of India	170	21.96	1240	39.81	9	2.20	11	5.00
14.	Syndicate Bank	952	30.09	536	22.43	0	0.00	0	0.00
15.	Vijaya Bank	240	23.44	408	22.81	14	7.62	29	11.81
16.	Corporation Bank	57	11.42	34	6.55	10	33.00	0	0.00
17.	Andhra Bank	8	2.09	81	1.38	0	0.00	0	0.00
18.	Indian Bank	1	0.01	200	7.36	0	0.00	0	0.00
19.	United Bank of India	110	4.92	191	4.22	0	0.00	0	0.00
20.	State Bank of B & J	15	0.85	143	6.17	0	0.00	0	0.00
21.	Bank of Maharashtra	0	0.00	60	9.37	0	0.00	0	0.00
22.	Dena Bank	30	2.98	23	34.34	12	5.79	7	19.50
23.	IDBI Bank	111	367.49	2	6.20	0	0.00	1	50.00
B	Total Non-Lead Banks	7411	1117.91	22203	1031.74	90	114.89	165	147.00
C	Total N. Banks (A+B)	23002	2854.87	86435	3491.65	260	338.93	228	240.64
24.	Nainital Almora K.G.B.	1410	24.31	7998	107.00	0	0.00	0	0.00
25.	Uttaranchal G.B.	4147	45.11	11385	213.83	0	0.00	0	0.00
26.	U. P. Gramin Bank	0	0.00	5	0.02	0	0.00	0	0.00
D	Total R.R.B.	5557	69.42	19388	320.85	0	0.00	0	0.00
27.	Co-operative Bank	88	237.48	30407	727.13	0	0.00	0	0.00
E	Total Cooperative	88	237.48	30407	727.13	0	0.00	0	0.00
F	Total (C+D+E)	28647	3161.78	136230	4539.63	260	338.93	228	240.64
28.	Nainital Bank	1482	67.47	6854	144.33	3	6.21	0	0.00
29.	Axis Bank	0	23.34	0	18.03	0	0.00	0	0.00
30.	ICICI Bank	300	11.15	1338	58.99	0	0.00	0	0.00
31.	HDFC Bank	155	15.09	1517	29.48	4	0.90	34	6.03
32.	The J & K Bank Ltd.	4	0.17	54	13.18	0	0.00	0	0.00
33.	Fedral Bank Ltd.	1	0.13	24	1.91	0	0.00	0	0.00
34.	IndusInd Bank	0	0.00	1214	0.59	0	0.00	0	0.00
35.	The Karnataka Bank Ltd.	6	3.03	105	6.28	0	0.00	10	1.00
36.	Kurmanchal Sehkari Bank	0	0.00	0	0.00	0	0.00	0	0.00
37.	The South Indian Bank Ltd	1	3.50	1	7.50	0	0.00	0	0.00
38.	ING Vasya	0	0.00	0	0.00	0	0.00	0	0.00
39.	Standard Chartered Bank	0	0.00	0	0.00	0	0.00	0	0.00
40.	YES Bank	0	0.00	0	0.00	0	0.00	0	0.00
41.	Kotak Mahindra	0	0.00	4	4.00	0	0.00	0	0.00
G	Total Private Bank	1949	123.88	11111	284.29	7	7.11	44	7.03
H	Total All Bank (F+G)	30596	3285.65	147341	4823.92	267	346.04	272	247.67

Contd.

(₹ in Crore)

S. No.	Name of the Bank	Total M.S.M.E.				Out of which Advances upto 5 Lacs			
		Manufacturing Sector		Service Sector		Manufacturing Sector		Service Sector	
		No.	Amt.	No.	Amt.	No.	Amt.	No.	Amt.
1.	State Bank of India	10118	848.82	45985	1443.78	509	45.89	1519	16.86
2.	Punjab National Bank	4588	827.65	13493	844.57	299	5.53	3475	89.77
3.	Bank of Baroda	1055	284.53	4817	265.20	0	0.00	0	0.00
A	Total Lead Banks	15761	1961.00	64295	2553.55	808	51.42	4994	106.63
4.	Oriental Bank of Comm.	417	127.61	4623	247.51	296	23.25	489	45.44
5.	Union Bank of India	432	117.15	4243	135.97	263	4.08	340	37.89
6.	Canara Bank	202	123.59	2055	143.77	10	0.99	980	21.93
7.	Central Bank of India	0	39.34	3	56.43	3	10.80	55	74.55
8.	Punjab & Sind Bank	359	16.83	2042	54.05	0	0.00	0	0.00
9.	Allahabad Bank	2249	77.34	2855	90.92	0	0.00	0	0.00
10.	UCO Bank	1383	22.18	2824	69.62	0	0.00	0	0.00
11.	Indian Overseas Bank	0	114.83	0	32.23	0	42.94	0	5.51
12.	State Bank of Patiala	720	80.08	757	101.29	0	0.00	0	0.00
13.	Bank of India	179	24.16	1251	44.81	0	0.00	150	3.36
14.	Syndicate Bank	952	30.09	536	22.43	55	3.28	370	15.47
15.	Vijaya Bank	254	31.06	437	34.62	0	0.00	0	0.00
16.	Corporation Bank	67	44.42	34	6.55	19	0.51	8	0.33
17.	Andhra Bank	8	2.09	81	1.38	0	0.00	0	0.00
18.	Indian Bank	1	0.01	200	7.36	0	0.00	0	0.00
19.	United Bank of India	110	4.92	191	4.22	0	0.00	0	0.00
20.	State Bank of B & J	15	0.85	143	6.17	0	0.00	0	0.00
21.	Bank of Maharashtra	0	0.00	60	9.37	0	0.00	30	6.05
22.	Dena Bank	42	8.77	30	53.84	29	0.27	10	0.24
23.	IDBI Bank	111	367.49	3	56.20	0	0.00	0	0.00
B	Total Non-Lead Banks	7501	1232.80	22368	1178.74	675	86.12	2432	210.77
C	Total N. Banks (A+B)	23262	3193.80	86663	3732.29	1483	137.54	7426	317.40
24.	Nainital Almora K.G.B.	1410	24.31	7998	107.00	0	0.00	0	0.00
25.	Uttaranchal G.B.	4147	45.11	11385	213.83	4057	30.95	10541	142.97
26.	U. P. Gramin Bank	0	0.00	5	0.02	0	0.00	5	2.22
D	Total R.R.B.	5557	69.42	19388	320.85	4057	30.95	10546	145.19
27.	Co-operative Bank	88	237.48	30407	727.13	0	0.00	0	0.00
E	Total Cooperative	88	237.48	30407	727.13	0	0.00	0	0.00
F	Total (C+D+E)	28907	3500.71	136458	4780.27	5540	168.49	17972	462.59
28.	Nainital Bank	1485	73.68	6854	144.33	0	0.00	0	59.01
29.	Axis Bank	0	23.34	0	18.03	0	0.00	0	0.00
30.	ICICI Bank	300	11.15	1338	58.99	0	0.00	0	0.00
31.	HDFC Bank	159	15.99	1551	35.51	39	2.35	212	1.62
32.	The J & K Bank Ltd.	4	0.17	54	13.18	0	0.00	0	0.00
33.	Fedral Bank Ltd.	1	0.13	24	1.91	0	0.00	0	0.00
34.	IndusInd Bank	0	0.00	1214	0.59	0	0.00	0	0.00
35.	The Karnataka Bank Ltd.	6	3.03	115	7.28	0	0.00	0	0.00
36.	Kurmanchal Sehkari Bank	0	0.00	0	0.00	0	0.00	0	0.00
37.	The South Indian Bank Ltd	1	3.50	1	7.50	0	0.00	0	0.00
38.	ING Vasya	0	0.00	0	0.00	0	0.00	0	0.00
39.	Standard Chartered Bank	0	0.00	0	0.00	0	0.00	0	0.00
40.	YES Bank	0	0.00	0	0.00	0	0.00	0	0.00
41.	Kotak Mahindra	0	0.00	4	4.00	0	0.00	0	0.00
G	Total Private Bank	1956	130.99	11155	291.32	39	2.35	212	60.63
H	Total All Bank (F+G)	30863	3631.69	147613	5071.59	5579	170.84	18184	523.22

**STATEMENT OF SICK UNITS (SSI) FOR UTTARAKHAND
(EXCLUDING STATE SPONSORED SCHEMES i.e. PMRY etc.)
AS ON **31ST DEC. 2011****

FROM 01.04.2011 TO 31.12.2011

(₹ in Lacs)

S. No.	Name of the Bank	Potentiality Viable Sick SSI Unit(s)		Non Viable Sick Unit(s)		Total Number of Sick SSI Unit(s)		Units Rehabilitated After Nursing		Sick viable units yet to be rehabilitated	
		No.	Amt.	No.	Amt.	No.	Amt.	No.	Amt.	No.	Amt.
1	2	3	4	5	6	7	8	9	10	11	12
1.	State Bank of India	0	0.00	0	0.00	0	0.00	0	0.00	0	0.00
2.	Punjab National Bank	0	0.00	1	17.63	1	17.63	0	0.00	0	0.00
3.	Bank of Baroda	0	0.00	0	0.00	0	0.00	0	0.00	0	0.00
A	Total Lead Banks	0	0.00	1	17.63	1	17.63	0	0.00	0	0.00
4.	Oriental Bank of Comm.	0	0.00	0	0.00	0	0.00	0	0.00	0	0.00
5.	Union Bank of India	0	0.00	28	84.69	28	84.69	0	0.00	0	0.00
6.	Canara Bank	0	0.00	0	0.00	0	0.00	0	0.00	0	0.00
7.	Central Bank of India	0	0.00	0	0.00	0	0.00	0	0.00	0	0.00
8.	Punjab & Sind Bank	0	0.00	0	0.00	0	0.00	0	0.00	0	0.00
9.	Allahabad Bank	0	0.00	0	0.00	0	0.00	0	0.00	0	0.00
10.	UCO Bank	0	0.00	0	0.00	0	0.00	0	0.00	0	0.00
11.	Indian Overseas Bank	0	0.00	0	0.00	0	0.00	0	0.00	0	0.00
12.	State Bank of Patiala	0	0.00	0	0.00	0	0.00	0	0.00	0	0.00
13.	Bank of India	7	9.00	7	9.86	14	18.86	0	0.00	7	9.00
14.	Syndicate Bank	0	0.00	0	0.00	0	0.00	0	0.00	0	0.00
15.	Vijaya Bank	0	0.00	0	0.00	0	0.00	0	0.00	0	0.00
16.	Corporation Bank	0	0.00	0	0.00	0	0.00	0	0.00	0	0.00
17.	Andhra Bank	0	0.00	1	0.15	1	0.15	0	0.00	0	0.00
18.	Indian Bank	0	0.00	0	0.00	0	0.00	0	0.00	0	0.00
19.	United Bank of India	0	0.00	0	0.00	0	0.00	0	0.00	0	0.00
20.	State Bank of B & J	0	0.00	0	0.00	0	0.00	0	0.00	0	0.00
21.	Bank of Maharashtra	0	0.00	0	0.00	0	0.00	0	0.00	0	0.00
22.	Dena Bank	1	6.00	0	0.00	1	6.00	0	0.00	1	6.00
23.	IDBI Bank	0	0.00	0	0.00	0	0.00	0	0.00	0	0.00
B	Total Non-Lead Banks	8	15.00	36	94.70	44	109.70	0	0.00	8	15.00
C	Total N. Banks (A+B)	8	15.00	37	112.33	45	127.33	0	0.00	8	15.00
24.	Nainital Almora K.G.B.	0	0.00	2	84.00	2	84.00	0	0.00	0	0.00
25.	Uttaranchal G.B.	0	0.00	0	0.00	0	0.00	0	0.00	0	0.00
26.	U. P. Gramin Bank	0	0.00	0	0.00	0	0.00	0	0.00	0	0.00
D	Total R.R.B.	0	0.00	2	84.00	2	84.00	0	0.00	0	0.00
27.	Co-operative Bank	0	0.00	0	0.00	0	0.00	0	0.00	0	0.00
E	Total Cooperative	0	0.00	0	0.00	0	0.00	0	0.00	0	0.00
F	Total (C+D+E)	8	15.00	39	196.33	47	211.33	0	0.00	8	15.00
28.	Nainital Bank	0	0.00	0	0.00	0	0.00	0	0.00	0	0.00
29.	Axis Bank	0	0.00	0	0.00	0	0.00	0	0.00	0	0.00
30.	ICICI Bank	0	0.00	0	0.00	0	0.00	0	0.00	0	0.00
31.	HDFC Bank	1	0.00	0	0.00	1	0.00	0	0.00	1	0.00
32.	The J & K Bank Ltd.	0	0.00	0	0.00	0	0.00	0	0.00	0	0.00
33.	Fedral Bank Ltd.	0	0.00	0	0.00	0	0.00	0	0.00	0	0.00
34.	IndusInd Bank	8	28.58	8	28.58	16	57.16	0	0.00	8	28.58
35.	The Karnataka Bank Ltd.	0	0.00	0	0.00	0	0.00	0	0.00	0	0.00
36.	Bank of Rajasthan	0	0.00	0	0.00	0	0.00	0	0.00	0	0.00
37.	The South Indian Bank Ltd	0	0.00	0	0.00	0	0.00	0	0.00	0	0.00
38.	ING Vasya	0	0.00	0	0.00	0	0.00	0	0.00	0	0.00
39.	Standard Chartered Bank	0	0.00	0	0.00	0	0.00	0	0.00	0	0.00
40.	YES Bank	0	0.00	0	0.00	0	0.00	0	0.00	0	0.00
41.	Kotak Mahindra	0	0.00	0	0.00	0	0.00	0	0.00	0	0.00
G	Total Private Bank	9	28.58	8	28.58	17	57.16	0	0.00	9	28.58
H	Total All Bank (F+G)	17	43.58	47	224.91	64	268.49	0	0.00	17	43.58

**NPA MANAGEMENT (SEGMENTWISE)
POSITION AS ON 31ST DEC. 2011**

FROM 01.04.2011 TO 31.12.2011

(₹ in Lacs)

S. No.	Name of the Bank	NPA Position as on 31.03.2011											
		C&I		Agri.		SSI		SBF		Per.		Total	
		No.	Amt.	No.	Amt.	No.	Amt.	No.	Amt.	No.	Amt.	No.	Amt.
1.	State Bank of India	75	107.47	4397	930.36	591	368.50	2676	1483.56	2298	956.40	10037	3846.29
2.	Punjab National Bank	0	0.00	1425	1171.57	16	1259.36	5172	9032.39	999	1576.81	7612	13040.13
3.	Bank of Baroda	112	7154.00	448	579.22	271	320.21	110	270.62	90	196.82	1031	8520.87
A	Total Lead Banks	187	7261.47	6270	2681.15	878	1948.07	7958	10786.57	3387	2730.03	18680	25407.29
4.	Oriental Bank of Comm.	0	79.00	383	523.61	123	1006.13	491	455.58	149	109.39	1146	2173.71
5.	Union Bank of India	0	0.00	482	273.36	896	637.85	675	379.88	141	133.29	2194	1424.38
6.	Canara Bank	0	0.00	0	0.00	0	0.00	0	0.00	0	0.00	0	0.00
7.	Central Bank of India	0	0.00	0	0.00	0	0.00	0	0.00	0	0.00	0	0.00
8.	Punjab & Sind Bank	0	0.00	0	0.00	0	0.00	286	125.17	0	0.00	286	125.17
9.	Allahabad Bank	0	0.00	639	1790.29	0	0.00	0	0.00	0	0.00	639	1790.29
10.	UCO Bank	0	0.00	0	0.00	0	0.00	450	38.32	0	0.00	450	38.32
11.	Indian Overseas Bank	0	0.00	0	0.00	0	0.00	0	0.00	0	0.00	0	0.00
12.	State Bank of Patiala	0	0.00	0	0.00	0	0.00	0	0.00	0	0.00	0	0.00
13.	Bank of India	58	140.18	1	2.81	2	6.86	102	75.03	21	86.04	184	310.92
14.	Syndicate Bank	0	0.00	0	0.00	0	0.00	0	0.00	0	0.00	0	0.00
15.	Vijaya Bank	0	0.00	0	0.00	0	0.00	0	0.00	0	0.00	0	0.00
16.	Corporation Bank	0	0.00	0	0.00	0	0.00	0	0.00	0	0.00	0	0.00
17.	Andhra Bank	0	0.00	0	0.00	0	0.00	0	0.00	21	9.84	21	9.84
18.	Indian Bank	0	0.00	0	0.00	0	0.00	0	0.00	0	0.00	0	0.00
19.	United Bank of India	0	0.00	0	0.00	0	0.00	0	0.00	0	0.00	0	0.00
20.	State Bank of B & J	0	0.00	0	0.00	0	0.00	0	0.00	0	0.00	0	0.00
21.	Bank of Maharashtra	0	0.00	0	0.00	0	0.00	0	0.00	0	0.00	0	0.00
22.	Dena Bank	0	0.00	0	0.00	1	7.00	18	2.54	0	0.00	19	9.54
23.	IDBI Bank	0	0.00	0	0.00	0	0.00	0	0.00	0	0.00	0	0.00
B	Total Non-Lead Banks	58	219.18	1505	2590.07	1022	1657.84	2022	1076.52	332	338.56	4939	5882.17
C	Total N. Banks (A+B)	245	7480.65	7775	5271.22	1900	3605.91	9980	11863.09	3719	3068.59	23619	31289.46
24.	Nainital Almora K.G.B.	0	0.00	0	0.00	0	0.00	0	0.00	0	0.00	0	0.00
25.	Uttaranchal G.B.	269	674.45	1862	741.16	611	612.69	1012	1019.18	582	510.64	4336	3558.12
26.	U. P. Gramin Bank	0	0.00	0	0.00	0	0.00	0	0.00	0	0.00	0	0.00
D	Total R.R.B.	269	674.45	1862	741.16	611	612.69	1012	1019.18	582	510.64	4336	3558.12
27.	Co-operative Bank	0	0.00	0	0.00	0	0.00	0	0.00	0	0.00	0	0.00
E	Total Cooperative	0	0.00	0	0.00	0	0.00	0	0.00	0	0.00	0	0.00
F	Total (C+D+E)	514	8155.10	9637	6012.38	2511	4218.60	10992	12882.27	4301	3579.23	27955	34847.58
28.	Nainital Bank	0	0.00	0	0.00	0	0.00	0	0.00	0	0.00	0	0.00
29.	Axis Bank	0	0.00	0	0.00	0	0.00	0	0.00	0	0.00	0	0.00
30.	ICICI Bank	0	0.00	0	0.00	0	0.00	0	0.00	0	0.00	0	0.00
31.	HDFC Bank	0	0.00	0	0.00	0	0.00	0	0.00	0	0.00	0	0.00
32.	The J & K Bank Ltd.	0	0.00	0	0.00	0	0.00	0	0.00	0	0.00	0	0.00
33.	Fedral Bank Ltd.	0	0.00	0	0.00	2	11.55	0	0.00	2	3.35	4	14.90
34.	IndusInd Bank	0	0.00	0	0.00	0	0.00	0	0.00	0	0.00	0	0.00
35.	The Karnataka Bank Ltd.	1	30.31	0	0.00	0	0.00	0	0.00	1	7.79	2	38.10
36.	Kurmanchal Sehkari Bank	0	0.00	0	0.00	0	0.00	0	0.00	0	0.00	0	0.00
37.	The South Indian Bank Ltd	0	0.00	0	0.00	0	0.00	1	0.92	0	0.00	1	0.92
38.	ING Vasya	0	0.00	0	0.00	0	0.00	0	0.00	0	0.00	0	0.00
39.	Standard Chartered Bank	0	0.00	0	0.00	0	0.00	0	0.00	0	0.00	0	0.00
40.	YES Bank	0	0.00	0	0.00	0	0.00	0	0.00	0	0.00	0	0.00
41.	Kotak Mahindra	1	30.31	0	0.00	0	0.00	0	0.00	0	0.00	1	30.31
G	Total Private Bank	2	60.62	0	0.00	2	11.55	1	0.92	3	11.14	8	84.23
H	Total All Bank (F+G)	516	8215.72	9637	6012.38	2513	4230.15	10993	12883.19	4304	3590.37	27963	34931.81

Contd.

(₹ in Lacs)

S. No.	Name of the Bank	Addition											
		C&I		Agri.		SSI		SBF		Per.		Total	
		No.	Amt.	No.	Amt.	No.	Amt.	No.	Amt.	No.	Amt.	No.	Amt.
1.	State Bank of India	38	126.15	2995	824.66	216	1519.20	2421	1331.41	636	1054.46	6306	4855.88
2.	Punjab National Bank	0	0.00	707	660.00	0	0.00	502	30638.84	18	75.00	1227	31373.84
3.	Bank of Baroda	26	93.00	232	204.36	119	226.33	75	80.87	152	104.62	604	709.18
A	Total Lead Banks	64	219.15	3934	1689.02	335	1745.53	2998	32051.12	806	1234.08	8137	36938.90
4.	Oriental Bank of Comm.	0	90.00	620	1296.13	149	2511.29	297	444.49	159	204.07	1225	4545.98
5.	Union Bank of India	0	0.00	654	396.59	405	438.10	156	131.10	107	77.96	1322	1043.75
6.	Canara Bank	0	0.00	0	0.00	0	0.00	0	0.00	0	0.00	0	0.00
7.	Central Bank of India	0	0.00	0	0.00	0	0.00	0	0.00	0	0.00	0	0.00
8.	Punjab & Sind Bank	0	0.00	0	0.00	0	0.00	51	196.50	0	0.00	51	196.50
9.	Allahabad Bank	0	0.00	667	2260.86	0	0.00	0	0.00	0	0.00	667	2260.86
10.	UCO Bank	0	0.00	0	0.00	0	0.00	71	16.88	0	0.00	71	16.88
11.	Indian Overseas Bank	0	0.00	0	0.00	0	0.00	0	0.00	0	0.00	0	0.00
12.	State Bank of Patiala	0	0.00	0	0.00	0	0.00	0	0.00	0	0.00	0	0.00
13.	Bank of India	11	6.01	8	17.00	1	9.40	188	184.33	9	82.51	217	299.25
14.	Syndicate Bank	0	0.00	0	0.00	0	0.00	0	0.00	0	0.00	0	0.00
15.	Vijaya Bank	0	0.00	0	0.00	0	0.00	0	0.00	0	0.00	0	0.00
16.	Corporation Bank	0	0.00	0	0.00	0	0.00	0	0.00	0	0.00	0	0.00
17.	Andhra Bank	0	0.00	0	0.00	0	0.00	0	0.00	0	0.00	0	0.00
18.	Indian Bank	0	0.00	0	0.00	0	0.00	0	0.00	0	0.00	0	0.00
19.	United Bank of India	0	0.00	0	0.00	0	0.00	0	0.00	0	0.00	0	0.00
20.	State Bank of B & J	0	0.00	0	0.00	0	0.00	0	0.00	0	0.00	0	0.00
21.	Bank of Maharashtra	0	0.00	0	0.00	0	0.00	0	0.00	0	0.00	0	0.00
22.	Dena Bank	0	0.00	0	0.00	0	0.00	0	0.00	0	0.00	0	0.00
23.	IDBI Bank	0	0.00	0	0.00	0	0.00	0	0.00	0	0.00	0	0.00
B	Total Non-Lead Banks	11	96.01	1949	3970.58	555	2958.79	763	973.30	275	364.54	3553	8363.22
C	Total N. Banks (A+B)	75	315.16	5883	5659.60	890	4704.32	3761	33024.42	1081	1598.62	11690	45302.12
24.	Nainital Almora K.G.B.	0	0.00	0	0.00	0	0.00	0	0.00	0	0.00	0	0.00
25.	Uttaranchal G.B.	925	1936.13	5107	1211.39	409	673.73	647	1383.68	1141	1802.35	8229	7007.28
26.	U. P. Gramin Bank	0	0.00	0	0.00	0	0.00	0	0.00	0	0.00	0	0.00
D	Total R.R.B.	925	1936.13	5107	1211.39	409	673.73	647	1383.68	1141	1802.35	8229	7007.28
27.	Co-operative Bank	0	0.00	0	0.00	0	0.00	0	0.00	0	0.00	0	0.00
E	Total Cooperative	0	0.00	0	0.00	0	0.00	0	0.00	0	0.00	0	0.00
F	Total (C+D+E)	1000	2251.29	10990	6870.99	1299	5378.05	4408	34408.10	2222	3400.97	19919	52309.40
28.	Nainital Bank	0	0.00	0	0.00	0	0.00	0	0.00	0	0.00	0	0.00
29.	Axis Bank	0	0.00	0	0.00	0	0.00	0	0.00	0	0.00	0	0.00
30.	ICICI Bank	0	0.00	0	0.00	0	0.00	0	0.00	0	0.00	0	0.00
31.	HDFC Bank	0	0.00	0	0.00	0	0.00	0	0.00	0	0.00	0	0.00
32.	The J & K Bank Ltd.	0	0.00	0	0.00	0	0.00	0	0.00	0	0.00	0	0.00
33.	Fedral Bank Ltd.	0	0.00	0	0.00	0	0.00	0	0.00	0	0.00	0	0.00
34.	IndusInd Bank	0	0.00	0	0.00	0	0.00	0	0.00	0	0.00	0	0.00
35.	The Karnataka Bank Ltd.	0	0.00	0	0.00	0	0.00	0	0.00	0	0.00	0	0.00
36.	Kurmanchal Sehkari Bank	0	0.00	0	0.00	0	0.00	0	0.00	0	0.00	0	0.00
37.	The South Indian Bank Ltd	0	0.00	0	0.00	0	0.00	0	0.00	0	0.00	0	0.00
38.	ING Vasya	0	0.00	0	0.00	0	0.00	0	0.00	0	0.00	0	0.00
39.	Standard Chartered Bank	0	0.00	0	0.00	0	0.00	0	0.00	0	0.00	0	0.00
40.	YES Bank	0	0.00	0	0.00	0	0.00	0	0.00	0	0.00	0	0.00
41.	Kotak Mahindra	0	0.00	0	0.00	0	0.00	0	0.00	0	0.00	0	0.00
G	Total Private Bank	0	0.00	0	0.00	0	0.00	0	0.00	0	0.00	0	0.00
H	Total All Bank (F+G)	1000	2251.29	10990	6870.99	1299	5378.05	4408	34408.10	2222	3400.97	19919	52309.40

Contd.

(₹ in Lacs)

S. No.	Name of the Bank	Recovery											
		C&I		Agri.		SSI		SBF		Per.		Total	
		No.	Amt.	No.	Amt.	No.	Amt.	No.	Amt.	No.	Amt.	No.	Amt.
1.	State Bank of India	57	122.94	2978	707.83	225	185.04	1973	1167.06	534	735.23	5767	2918.10
2.	Punjab National Bank	0	0.00	484	919.77	0	0.00	907	2504.93	73	192.45	1464	3617.15
3.	Bank of Baroda	26	93.00	231	180.10	109	168.00	73	44.01	55	68.87	494	553.98
A	Total Lead Banks	83	215.94	3693	1807.70	334	353.04	2953	3716.00	662	996.55	7725	7089.23
4.	Oriental Bank of Comm.	0	121.86	171	385.65	27	300.73	146	195.95	42	30.70	386	1034.89
5.	Union Bank of India	0	0.00	120	51.42	131	113.29	56	63.83	33	70.64	340	299.18
6.	Canara Bank	0	0.00	0	0.00	0	0.00	0	0.00	0	0.00	0	0.00
7.	Central Bank of India	0	0.00	0	0.00	0	0.00	0	0.00	0	0.00	0	0.00
8.	Punjab & Sind Bank	0	0.00	0	0.00	0	0.00	22	66.12	0	0.00	22	66.12
9.	Allahabad Bank	0	0.00	0	946.71	0	0.00	0	0.00	0	0.00	0	946.71
10.	UCO Bank	0	0.00	0	0.00	0	0.00	71	1.67	0	0.00	71	1.67
11.	Indian Overseas Bank	0	0.00	0	0.00	0	0.00	0	0.00	0	0.00	0	0.00
12.	State Bank of Patiala	0	0.00	0	0.00	0	0.00	0	0.00	0	0.00	0	0.00
13.	Bank of India	12	23.45	0	0.00	0	0.00	54	117.64	6	7.67	72	148.76
14.	Syndicate Bank	0	0.00	0	0.00	0	0.00	0	0.00	0	0.00	0	0.00
15.	Vijaya Bank	0	0.00	0	0.00	0	0.00	0	0.00	0	0.00	0	0.00
16.	Corporation Bank	0	0.00	0	0.00	0	0.00	0	0.00	0	0.00	0	0.00
17.	Andhra Bank	0	0.00	0	0.00	0	0.00	0	0.00	1	0.54	1	0.54
18.	Indian Bank	0	0.00	0	0.00	0	0.00	0	0.00	0	0.00	0	0.00
19.	United Bank of India	0	0.00	0	0.00	0	0.00	0	0.00	0	0.00	0	0.00
20.	State Bank of B & J	0	0.00	0	0.00	0	0.00	0	0.00	0	0.00	0	0.00
21.	Bank of Maharashtra	0	0.00	0	0.00	0	0.00	0	0.00	0	0.00	0	0.00
22.	Dena Bank	0	0.00	0	0.00	0	0.00	0	0.00	0	0.00	0	0.00
23.	IDBI Bank	0	0.00	0	0.00	0	0.00	0	0.00	0	0.00	0	0.00
B	Total Non-Lead Banks	12	145.31	291	1383.78	158	414.02	349	445.21	82	109.55	892	2497.87
C	Total N. Banks (A+B)	95	361.25	3984	3191.48	492	767.06	3302	4161.21	744	1106.10	8617	9587.10
24.	Nainital Almora K.G.B.	0	0.00	0	0.00	0	0.00	0	0.00	0	0.00	0	0.00
25.	Uttaranchal G.B.	171	515.12	524	239.57	321	280.87	424	252.51	126	99.17	1566	1387.24
26.	U. P. Gramin Bank	0	0.00	0	0.00	0	0.00	0	0.00	0	0.00	0	0.00
D	Total R.R.B.	171	515.12	524	239.57	321	280.87	424	252.51	126	99.17	1566	1387.24
27.	Co-operative Bank	0	0.00	0	0.00	0	0.00	0	0.00	0	0.00	0	0.00
E	Total Cooperative	0	0.00	0	0.00	0	0.00	0	0.00	0	0.00	0	0.00
F	Total (C+D+E)	266	876.37	4508	3431.05	813	1047.93	3726	4413.72	870	1205.27	10183	10974.34
28.	Nainital Bank	0	0.00	0	0.00	0	0.00	0	0.00	0	0.00	0	0.00
29.	Axis Bank	0	0.00	0	0.00	0	0.00	0	0.00	0	0.00	0	0.00
30.	ICICI Bank	0	0.00	0	0.00	0	0.00	0	0.00	0	0.00	0	0.00
31.	HDFC Bank	0	0.00	0	0.00	0	0.00	0	0.00	0	0.00	0	0.00
32.	The J & K Bank Ltd.	0	0.00	0	0.00	0	0.00	0	0.00	0	0.00	0	0.00
33.	Fedral Bank Ltd.	0	0.00	0	0.00	0	0.00	0	0.00	0	0.00	0	0.00
34.	IndusInd Bank	0	0.00	0	0.00	0	0.00	0	0.00	0	0.00	0	0.00
35.	The Karnataka Bank Ltd.	0	0.00	0	0.00	0	0.00	0	0.00	0	0.00	0	0.00
36.	Kurmanchal Sehkari Bank	0	0.00	0	0.00	0	0.00	0	0.00	0	0.00	0	0.00
37.	The South Indian Bank Ltd	0	0.00	0	0.00	0	0.00	0	0.00	0	0.00	0	0.00
38.	ING Vasya	0	0.00	0	0.00	0	0.00	0	0.00	0	0.00	0	0.00
39.	Standard Chartered Bank	0	0.00	0	0.00	0	0.00	0	0.00	0	0.00	0	0.00
40.	YES Bank	0	0.00	0	0.00	0	0.00	0	0.00	0	0.00	0	0.00
41.	Kotak Mahindra	0	0.00	0	0.00	0	0.00	0	0.00	0	0.00	0	0.00
G	Total Private Bank	0	0.00	0	0.00	0	0.00	0	0.00	0	0.00	0	0.00
H	Total All Bank (F+G)	266	876.37	4508	3431.05	813	1047.93	3726	4413.72	870	1205.27	10183	10974.34

Contd.

(₹ in Lacs)

S. No.	Name of the Bank	NPA Position as on 31.12.2011							
		C&I		Agri.		SSI		SBF	
		No.	Amt.	No.	Amt.	No.	Amt.	No.	Amt.
1.	State Bank of India	56	110.68	4414	1047.19	582	1702.66	3124	1647.91
2.	Punjab National Bank	0	0.00	1648	911.80	16	1259.36	4767	37166.30
3.	Bank of Baroda	112	7154.00	449	603.48	281	378.54	112	307.48
A	Total Lead Banks	168	7264.68	6511	2562.47	879	3340.56	8003	39121.69
4.	Oriental Bank of Comm.	0	47.14	832	1434.09	245	3216.69	642	704.12
5.	Union Bank of India	0	0.00	1016	618.53	1170	962.66	775	447.15
6.	Canara Bank	0	0.00	0	0.00	0	0.00	0	0.00
7.	Central Bank of India	0	0.00	0	0.00	0	0.00	0	0.00
8.	Punjab & Sind Bank	0	0.00	0	0.00	0	0.00	315	255.55
9.	Allahabad Bank	0	0.00	1306	3104.44	0	0.00	0	0.00
10.	UCO Bank	0	0.00	0	0.00	0	0.00	450	53.53
11.	Indian Overseas Bank	0	0.00	0	0.00	0	0.00	0	0.00
12.	State Bank of Patiala	0	0.00	0	0.00	0	0.00	0	0.00
13.	Bank of India	57	122.74	9	19.81	3	16.26	236	141.72
14.	Syndicate Bank	0	0.00	0	0.00	0	0.00	0	0.00
15.	Vijaya Bank	0	0.00	0	0.00	0	0.00	0	0.00
16.	Corporation Bank	0	0.00	0	0.00	0	0.00	0	0.00
17.	Andhra Bank	0	0.00	0	0.00	0	0.00	0	0.00
18.	Indian Bank	0	0.00	0	0.00	0	0.00	0	0.00
19.	United Bank of India	0	0.00	0	0.00	0	0.00	0	0.00
20.	State Bank of B & J	0	0.00	0	0.00	0	0.00	0	0.00
21.	Bank of Maharashtra	0	0.00	0	0.00	0	0.00	0	0.00
22.	Dena Bank	0	0.00	0	0.00	1	7.00	18	2.54
23.	IDBI Bank	0	0.00	0	0.00	0	0.00	0	0.00
B	Total Non-Lead Banks	57	169.88	3163	5176.87	1419	4202.61	2436	1604.61
C	Total N. Banks (A+B)	225	7434.56	9674	7739.34	2298	7543.17	10439	40726.30
24.	Nainital Almora K.G.B.	0	0.00	0	0.00	0	0.00	0	0.00
25.	Uttaranchal G.B.	1023	2095.46	6445	1712.98	699	1005.55	1235	2150.35
26.	U. P. Gramin Bank	0	0.00	0	0.00	0	0.00	0	0.00
D	Total R.R.B.	1023	2095.46	6445	1712.98	699	1005.55	1235	2150.35
27.	Co-operative Bank	0	0.00	0	0.00	0	0.00	0	0.00
E	Total Cooperative	0	0.00	0	0.00	0	0.00	0	0.00
F	Total (C+D+E)	1248	9530.02	16119	9452.32	2997	8548.72	11674	42876.65
28.	Nainital Bank	0	0.00	0	0.00	0	0.00	0	0.00
29.	Axis Bank	0	0.00	0	0.00	0	0.00	0	0.00
30.	ICICI Bank	0	0.00	0	0.00	0	0.00	0	0.00
31.	HDFC Bank	0	0.00	0	0.00	0	0.00	0	0.00
32.	The J & K Bank Ltd.	0	0.00	0	0.00	0	0.00	0	0.00
33.	Fedral Bank Ltd.	0	0.00	0	0.00	2	11.55	0	0.00
34.	IndusInd Bank	0	0.00	0	0.00	0	0.00	0	0.00
35.	The Karnataka Bank Ltd.	1	30.31	0	0.00	0	0.00	0	0.00
36.	Kurmanchal Sehkari Bank	0	0.00	0	0.00	0	0.00	0	0.00
37.	The South Indian Bank Ltd	0	0.00	0	0.00	0	0.00	1	0.92
38.	ING Vasya	0	0.00	0	0.00	0	0.00	0	0.00
39.	Standard Chartered Bank	0	0.00	0	0.00	0	0.00	0	0.00
40.	YES Bank	0	0.00	0	0.00	0	0.00	0	0.00
41.	Kotak Mahindra	1	30.31	0	0.00	0	0.00	0	0.00
G	Total Private Bank	2	60.62	0	0.00	2	11.55	1	0.92
H	Total All Bank (F+G)	1250	9590.64	16119	9452.32	2999	8560.27	11675	42877.57

Contd.

(₹ in Lacs)

S. No.	Name of the Bank	NPA Position as on 31.12.2011				Total Advances		% of NPA to Total Advances
		Per.		Total NPA		No.	Amt.	
		No.	Amt.	No.	Amt.			
1.	State Bank of India	2400	1275.63	10576	5784.07	186407	783559.00	0.74
2.	Punjab National Bank	944	1459.36	7375	40796.82	132914	503432.00	8.10
3.	Bank of Baroda	187	232.57	1141	8676.07	0	167503.00	5.18
A	Total Lead Banks	3531	2967.56	19092	55256.96	319321	1454494.00	3.80
4.	Oriental Bank of Comm.	266	282.76	1985	5684.80	0	101181.00	5.62
5.	Union Bank of India	215	140.61	3176	2168.95	21938	91096.00	2.38
6.	Canara Bank	0	0.00	0	0.00	13167	43930.00	0.00
7.	Central Bank of India	0	0.00	0	0.00	0	28161.00	0.00
8.	Punjab & Sind Bank	0	0.00	315	255.55	8529	23312.00	1.10
9.	Allahabad Bank	0	0.00	1306	3104.44	17151	48146.00	6.45
10.	UCO Bank	0	0.00	450	53.53	0	16782.00	0.32
11.	Indian Overseas Bank	0	0.00	0	0.00	0	37747.00	0.00
12.	State Bank of Patiala	0	0.00	0	0.00	20	32636.00	0.00
13.	Bank of India	24	160.88	329	461.41	5078	24137.00	1.91
14.	Syndicate Bank	0	0.00	0	0.00	6877	19551.00	0.00
15.	Vijaya Bank	0	0.00	0	0.00	4	6306.00	0.00
16.	Corporation Bank	0	0.00	0	0.00	0	5956.00	0.00
17.	Andhra Bank	20	9.30	20	9.30	1030	3516.00	0.26
18.	Indian Bank	0	0.00	0	0.00	0	4720.00	0.00
19.	United Bank of India	0	0.00	0	0.00	543	1465.00	0.00
20.	State Bank of B & J	0	0.00	0	0.00	536	2262.00	0.00
21.	Bank of Maharashtra	0	0.00	0	0.00	449	1958.00	0.00
22.	Dena Bank	0	0.00	19	9.54	11	16507.00	0.06
23.	IDBI Bank	0	0.00	0	0.00	568	42431.00	0.00
B	Total Non-Lead Banks	525	593.55	7600	11747.52	75901	551800.00	2.13
C	Total N. Banks (A+B)	4056	3561.11	26692	67004.48	395222	2006294.00	3.34
24.	Nainital Almora K.G.B.	0	0.00	0	0.00	39276	38720.00	0.00
25.	Uttaranchal G.B.	1597	2213.82	10999	9178.16	67254	57936.50	15.84
26.	U. P. Gramin Bank	0	0.00	0	0.00	586	289.24	0.00
D	Total R.R.B.	1597	2213.82	10999	9178.16	107116	96945.74	9.47
27.	Co-operative Bank	0	0.00	0	0.00	16922	157506.00	0.00
E	Total Cooperative	0	0.00	0	0.00	16922	157506.00	0.00
F	Total (C+D+E)	5653	5774.93	37691	76182.64	519260	2260745.74	3.37
28.	Nainital Bank	0	0.00	0	0.00	36301	74438.00	0.00
29.	Axis Bank	0	0.00	0	0.00	0	32807.00	0.00
30.	ICICI Bank	0	0.00	0	0.00	18090	122721.00	0.00
31.	HDFC Bank	0	0.00	0	0.00	16492	29290.79	0.00
32.	The J & K Bank Ltd.	0	0.00	0	0.00	351	1858.00	0.00
33.	Fedral Bank Ltd.	2	3.35	4	14.90	234	1302.00	1.14
34.	IndusInd Bank	0	0.00	0	0.00	0	95.00	0.00
35.	The Karnataka Bank Ltd.	1	7.79	2	38.10	376	2435.00	1.56
36.	Kurmanchal Sehkari Bank	0	0.00	0	0.00	22	51078.00	0.00
37.	The South Indian Bank Ltd	0	0.00	1	0.92	1	3610.00	0.03
38.	ING Vasya	0	0.00	0	0.00	243	6775.00	0.00
39.	Standard Chartered Bank	0	0.00	0	0.00	0	0.00	0.00
40.	YES Bank	0	0.00	0	0.00	3	5200.00	0.00
41.	Kotak Mahindra	0	0.00	1	30.31	1	1300.00	2.33
G	Total Private Bank	3	11.14	8	84.23	72114	332909.79	0.03
H	Total All Bank (F+G)	5656	5786.07	37699	76266.87	591374	2593655.53	2.94

BANKWISE POSITION OF SEGMENTWISE WRITE-OFF (2011-12)
POSITION AS ON 31.12.2011

FROM 01.04.2011 TO 31.12.2011

(₹ in Lacs)

S. No.	Name of the Bank	SSI		SBF		AGL		NON-P.S.		TOTAL	
		No.	Amt.	No.	Amt.	No.	Amt.	No.	Amt.	No.	Amt.
1.	State Bank of India	244	897.27	1922	884.25	297	77.00	1549	630.28	4012	2488.80
2.	Punjab National Bank	6	1.34	37	4.01	37	5.71	2	0.10	82	11.16
3.	Bank of Baroda	43	216.30	135	88.39	37	5.71	71	57.64	286	368.04
A	Total Lead Banks	293	1114.91	2094	976.65	371	88.42	1622	688.02	4380	2868.00
4.	Oriental Bank of Comm.	0	0.00	0	0.00	0	0.00	0	0.00	0	0.00
5.	Union Bank of India	0	0.00	4	1.90	307	122.95	0	0.00	311	124.85
6.	Canara Bank	66	226.46	490	224.45	58	11.51	385	157.10	1000	619.52
7.	Central Bank of India	0	0.00	0	0.00	0	0.00	0	0.00	0	0.00
8.	Punjab & Sind Bank	0	0.00	0	0.00	0	0.00	0	0.00	0	0.00
9.	Allahabad Bank	0	0.00	0	0.00	35	28.64	0	0.00	35	28.64
10.	UCO Bank	66	226.46	490	224.45	58	11.51	385	157.10	1000	619.52
11.	Indian Overseas Bank	66	226.46	490	224.45	58	11.51	385	157.10	1000	619.52
12.	State Bank of Patiala	0	0.00	0	0.00	0	0.00	0	0.00	0	0.00
13.	Bank of India	8	6.00	118	15.57	27	1.98	106	26.79	259	50.34
14.	Syndicate Bank	0	0.00	0	0.00	0	0.00	0	0.00	0	0.00
15.	Vijaya Bank	0	0.00	0	0.00	0	0.00	0	0.00	0	0.00
16.	Corporation Bank	66	226.46	490	224.45	58	11.51	385	157.10	1000	619.52
17.	Andhra Bank	0	0.00	0	0.00	0	0.00	0	0.00	0	0.00
18.	Indian Bank	0	0.00	0	0.00	0	0.00	0	0.00	0	0.00
19.	United Bank of India	0	0.00	0	0.00	0	0.00	0	0.00	0	0.00
20.	State Bank of B & J	0	0.00	0	0.00	0	0.00	0	0.00	0	0.00
21.	Bank of Maharashtra	66	226.46	490	224.45	58	11.51	385	157.10	1000	619.52
22.	Dena Bank	0	0.00	0	0.00	0	0.00	10	1.00	10	1.00
23.	IDBI Bank	0	0.00	0	0.00	0	0.00	0	0.00	0	0.00
B	Total Non-Lead Banks	338	1138.30	2573	1139.72	661	211.12	2041	813.29	5613	3302.43
C	Total N. Banks (A+B)	631	2253.21	4667	2116.37	1032	299.54	3663	1501.31	9992	6170.43
24.	Nainital Almora K.G.B.	0	0.00	0	0.00	0	0.00	0	0.00	0	0.00
25.	Uttaranchal G.B.	1	0.06	4	0.39	25	1.50	0	0.00	30	1.95
26.	U. P. Gramin Bank	0	0.00	0	0.00	0	0.00	0	0.00	0	0.00
D	Total R.R.B.	1	0.06	4	0.39	25	1.50	0	0.00	30	1.95
27.	Co-operative Bank	0	0.00	0	0.00	0	0.00	0	0.00	0	0.00
E	Total Cooperative	0	0.00	0	0.00	0	0.00	0	0.00	0	0.00
F	Total (C+D+E)	632	2253.27	4671	2116.76	1057	301.04	3663	1501.31	10022	6172.38
28.	Nainital Bank	0	0.00	0	0.00	0	0.00	0	0.00	0	0.00
29.	Axis Bank	0	0.00	0	0.00	7	21.00	0	0.00	7	21.00
30.	ICICI Bank	0	0.00	0	0.00	0	0.00	0	0.00	0	0.00
31.	HDFC Bank	0	0.00	0	0.00	0	0.00	0	0.00	0	0.00
32.	The J & K Bank Ltd.	66	226.46	490	224.45	58	11.51	385	157.10	1000	619.52
33.	Fedral Bank Ltd.	66	226.46	490	224.45	58	11.51	385	157.10	1000	619.52
34.	IndusInd Bank	0	0.00	0	0.00	0	0.00	0	0.00	0	0.00
35.	The Karnataka Bank Ltd.	66	226.46	490	224.45	58	11.51	385	157.10	1000	619.52
36.	Kurmanchal Sehkari Bank	0	0.00	0	0.00	0	0.00	0	0.00	0	0.00
37.	The South Indian Bank Ltd	0	0.00	0	0.00	0	0.00	0	0.00	0	0.00
38.	ING Vasya	66	226.46	490	224.45	58	11.51	385	157.10	1000	619.52
39.	Standard Chartered Bank	66	226.46	490	224.45	58	11.51	385	157.10	1000	619.52
40.	YES Bank	0	0.00	0	0.00	0	0.00	0	0.00	0	0.00
41.	Kotak Mahindra	66	226.46	490	224.45	58	11.51	385	157.10	1000	619.52
G	Total Private Bank	396	1358.76	2941	1346.70	357	90.06	2310	942.60	6004	3738.12
H	Total All Bank (F+G)	1028	3612.03	7612	3463.46	1414	391.10	5973	2443.91	16027	9910.50

FOREX BUSINESS
OUTSTANDING FOR THE QUARTER ENDED 31ST DEC. 2011

FROM 01.04.2011 TO 31.12.2011

(₹ in Lacs)

S. No.	Name of the Bank	No. of Brs. handing FOREX Business	Outstanding level of Export Business			Outstanding level of Import Business		
			31.03.10 Amount	31.03.11 Amount	31.12.11 Amount	31.03.10 Amount	31.03.11 Amount	31.12.11 Amount
1.	State Bank of India	2	0.00	0.00	24.06	0.00	0.00	0.00
2.	Punjab National Bank	0	0.00	0.00	0.00	0.00	0.00	0.00
3.	Bank of Baroda	1	0.00	0.00	185.00	0.00	0.00	987.70
A	Total Lead Banks	3	0.00	0.00	209.06	0.00	0.00	987.70
4.	Oriental Bank of Comm.	0	0.00	0.00	0.00	0.00	0.00	0.00
5.	Union Bank of India	1	0.00	0.00	9.49	0.00	0.00	0.00
6.	Canara Bank	0	0.00	0.00	0.00	0.00	0.00	0.00
7.	Central Bank of India	0	0.00	0.00	0.00	0.00	0.00	0.00
8.	Punjab & Sind Bank	0	0.00	0.00	0.00	0.00	0.00	0.00
9.	Allahabad Bank	0	0.00	0.00	0.00	0.00	0.00	0.00
10.	UCO Bank	1	0.50	0.50	0.49	0.00	0.00	0.00
11.	Indian Overseas Bank	0	0.00	0.00	0.00	0.00	0.00	0.00
12.	State Bank of Patiala	0	0.00	0.00	0.00	0.00	0.00	0.00
13.	Bank of India	0	0.00	0.00	0.00	0.00	0.00	0.00
14.	Syndicate Bank	0	0.00	0.00	0.00	0.00	0.00	0.00
15.	Vijaya Bank	0	0.00	0.00	0.00	0.00	0.00	0.00
16.	Corporation Bank	0	0.00	0.00	0.00	0.00	0.00	0.00
17.	Andhra Bank	0	0.00	0.00	0.00	0.00	0.00	0.00
18.	Indian Bank	0	0.00	0.00	0.00	0.00	0.00	0.00
19.	United Bank of India	0	0.00	0.00	0.00	0.00	0.00	0.00
20.	State Bank of B & J	0	0.00	0.00	0.00	0.00	0.00	0.00
21.	Bank of Maharashtra	0	0.00	0.00	0.00	0.00	0.00	0.00
22.	Dena Bank	0	0.00	0.00	0.00	0.00	0.00	0.00
23.	IDBI Bank	0	0.00	0.00	0.00	0.00	0.00	0.00
B	Total Non-Lead Banks	2	0.50	0.50	9.98	0.00	0.00	0.00
C	Total N. Banks (A+B)	5	0.50	0.50	219.04	0.00	0.00	987.70
24.	Nainital Almora K.G.B.	0	0.00	0.00	0.00	0.00	0.00	0.00
25.	Uttaranchal G.B.	0	0.00	0.00	0.00	0.00	0.00	0.00
26.	U. P. Gramin Bank	0	0.00	0.00	0.00	0.00	0.00	0.00
D	Total R.R.B.	0	0.00	0.00	0.00	0.00	0.00	0.00
27.	Co-operative Bank	0	0.00	0.00	0.00	0.00	0.00	0.00
E	Total Cooperative	0	0.00	0.00	0.00	0.00	0.00	0.00
F	Total (C+D+E)	5	0.50	0.50	219.04	0.00	0.00	987.70
28.	Nainital Bank	0	0.00	0.00	0.00	0.00	0.00	0.00
29.	Axis Bank	0	0.00	0.00	0.00	0.00	0.00	0.00
30.	ICICI Bank	0	0.00	0.00	0.00	0.00	0.00	0.00
31.	HDFC Bank	0	0.00	0.00	0.00	0.00	0.00	0.00
32.	The J & K Bank Ltd.	0	0.00	0.00	0.00	0.00	0.00	0.00
33.	Fedral Bank Ltd.	0	0.00	0.00	0.00	0.00	0.00	0.00
34.	IndusInd Bank	0	0.00	0.00	0.00	0.00	0.00	0.00
35.	The Karnataka Bank Ltd.	0	0.00	0.00	0.00	0.00	0.00	0.00
36.	Kurmanchal Sehkar Bank	0	0.00	0.00	0.00	0.00	0.00	0.00
37.	The South Indian Bank Ltd	0	0.00	0.00	0.00	0.00	0.00	0.00
38.	ING Vasya	0	0.00	0.00	0.00	0.00	0.00	0.00
39.	Standard Chartered Bank	0	0.00	0.00	0.00	0.00	0.00	0.00
40.	YES Bank	0	0.00	0.00	0.00	0.00	0.00	0.00
41.	Kotak Mahindra	0	0.00	0.00	0.00	0.00	0.00	0.00
G	Total Private Bank	0	0.00	0.00	0.00	0.00	0.00	0.00
H	Total All Bank (F+G)	5	0.50	0.50	219.04	0.00	0.00	987.70

**FINANCING TO WOMEN BENEFICIARIES
POSITION AS ON 31ST DEC. 2011**

FROM 01.04.2011 TO 31.12.2011

(₹ in Lacs)

S. No.	Name of the Bank	Amt. of loan disbursed to women beneficiaries under Govt. Sponsored Sch.		Amt. of loan disbursed to women beneficiaries under Banks Gen. Sch.		Total Amount of loan disbursed to women beneficiaries		% flow to women	Total outstanding to women beneficiaries under all types of finances \$\$	
		No.	Amt.	No.	Amt.	No.	Amt.		No.	Amt.
1.	State Bank of India	368	103.71	490	251.27	858	354.98	1.99	28032	17867.08
2.	Punjab National Bank	900	449.65	2481	6501.80	3381	6951.45	23.29	26904	29851.65
3.	Bank of Baroda	100	232.00	587	1571.77	687	1803.77	15.21	7496	11857.63
A	Total Lead Banks	1368	785.36	3558	8324.84	4926	9110.20	15.29	62432	59576.36
4.	Oriental Bank of Comm.	39	95.68	1256	2160.20	1295	2255.88	22.92	6244	9842.14
5.	Union Bank of India	29	46.95	725	1349.09	754	1396.04	27.66	3273	5046.73
6.	Canara Bank	9	6.50	175	635.50	184	642.00	6.39	2180	10049.31
7.	Central Bank of India	5	2.25	291	217.72	296	219.97	12.44	1600	1768.00
8.	Punjab & Sind Bank	0	3.00	68	101.22	68	104.22	7.52	1571	1385.61
9.	Allahabad Bank	63	41.59	361	423.41	424	465.00	9.26	3520	5022.09
10.	UCO Bank	38	58.00	29	44.00	67	102.00	17.20	562	593.00
11.	Indian Overseas Bank	0	0.00	0	0.00	0	0.00	0.00	171	1031.30
12.	State Bank of Patiala	7	6.00	8	6.50	15	12.50	3.05	413	410.35
13.	Bank of India	7	15.75	189	380.08	196	395.83	35.38	575	1118.73
14.	Syndicate Bank	29	33.50	18	206.50	47	240.00	8.39	966	2860.70
15.	Vijaya Bank	0	0.00	45	140.10	45	140.10	12.89	297	1086.50
16.	Corporation Bank	0	0.00	9	13.70	9	13.70	0.00	0	0.00
17.	Andhra Bank	5	8.35	29	127.84	34	136.19	27.64	926	492.81
18.	Indian Bank	0	0.00	0	0.00	0	0.00	0.00	0	0.00
19.	United Bank of India	0	0.00	0	0.00	0	0.00	0.00	5	10.00
20.	State Bank of B & J	1	2.00	13	42.00	14	44.00	41.90	51	105.00
21.	Bank of Maharashtra	6	4.18	14	21.20	20	25.38	12.58	105	201.77
22.	Dena Bank	10	9.00	61	138.00	71	147.00	32.67	154	450.00
23.	IDBI Bank	0	0.00	1	2.29	1	2.29	5.73	50	40.00
B	Total Non-Lead Banks	248	332.75	3292	6009.35	3540	6342.10	15.28	22663	41514.04
C	Total N. Banks (A+B)	1616	1118.11	6850	14334.19	8466	15452.30	15.29	85095	101090.40
24.	Nainital Almora K.G.B.	80	77.90	110	101.90	190	179.80	6.59	3888	2728.83
25.	Uttaranchal G.B.	1026	413.31	1611	942.81	2637	1356.12	19.17	10255	7072.73
26.	U. P. Gramin Bank	0	0.00	7	6.20	7	6.20	10.09	72	61.46
D	Total R.R.B.	1106	491.21	1728	1050.91	2834	1542.12	15.64	14215	9863.02
27.	Co-operative Bank	548	1241.86	1013	2556.59	1561	3798.45	22.84	36282	16631.22
E	Total Cooperative	548	1241.86	1013	2556.59	1561	3798.45	22.84	36282	16631.22
F	Total (C+D+E)	3270	2851.18	9591	17941.69	12861	20792.87	16.30	135592	127584.64
28.	Nainital Bank	189	147.00	216	265.00	405	412.00	33.46	1366	1231.20
29.	Axis Bank	0	0.00	24	241.50	24	241.50	20.92	171	1154.50
30.	ICICI Bank	0	0.00	0	0.00	0	0.00	0.00	5993	2525.00
31.	HDFC Bank	0	0.00	532	558.52	532	558.52	44.84	1319	1245.54
32.	The J & K Bank Ltd.	0	0.00	0	0.00	0	0.00	0.00	0	0.00
33.	Fedral Bank Ltd.	0	0.00	3	11.75	3	11.75	10.10	44	116.38
34.	IndusInd Bank	0	0.00	0	0.00	0	0.00	0.00	0	0.00
35.	The Karnataka Bank Ltd.	0	0.00	34	96.56	34	96.56	83.06	62	116.26
36.	Kurmanchal Sehkari Bank	0	0.00	0	0.00	0	0.00	0.00	0	0.00
37.	The South Indian Bank Ltd	0	0.00	0	0.00	0	0.00	0.00	0	0.00
38.	ING Vasya	0	0.00	0	0.00	0	0.00	0.00	0	0.00
39.	Standard Chartered Bank	0	0.00	0	0.00	0	0.00	0.00	0	0.00
40.	YES Bank	0	0.00	0	0.00	0	0.00	0.00	0	0.00
41.	Kotak Mahindra	0	0.00	16	61.00	16	61.00	0.00	0	0.00
G	Total Private Bank	189	147.00	825	1234.33	1014	1381.33	21.62	8955	6388.88
H	Total All Bank (F+G)	3459	2998.18	10416	19176.02	13875	22174.19	16.55	144547	133973.52

**BANK FINANCES TO MINORITY COMMUNITIES
OUTSTANDING AS ON 31ST DEC. 2011**

COMMUNITYWISE OUTSTANDINGS

(₹ in Lacs)

S. No.	Name of the Bank	Christians (1)		Muslims (2)		Sikhs (3)	
		A/cs	Amt.	A/cs	Amt.	A/cs	Amt.
1.	State Bank of India	591	350.34	15505	8499.40	15276	24956.82
2.	Punjab National Bank	98	72.48	11149	10207.20	8154	14702.47
3.	Bank of Baroda	116	263.00	3472	8083.00	5647	14536.00
A	Total Lead Banks	805	685.82	30126	26789.60	29077	54195.29
4.	Oriental Bank of Comm.	90	113.25	2839	3961.61	2484	4589.79
5.	Union Bank of India	33	94.10	1253	2221.14	1389	3106.55
6.	Canara Bank	20	20.40	338	560.90	2000	0.00
7.	Central Bank of India	238	123.12	940	669.97	623	500.49
8.	Punjab & Sind Bank	32	30.25	903	1017.00	1172	1443.03
9.	Allahabad Bank	109	48.32	3301	2548.46	3714	4569.14
10.	UCO Bank	110	27.00	1170	1786.00	851	1598.00
11.	Indian Overseas Bank	0	0.00	0	0.00	0	0.00
12.	State Bank of Patiala	121	121.21	177	148.82	1315	1349.00
13.	Bank of India	8	12.20	144	358.35	53	157.90
14.	Syndicate Bank	60	65.75	420	1134.45	149	353.50
15.	Vijaya Bank	2	3.87	40	166.27	46	200.48
16.	Corporation Bank	0	0.00	99	67.25	0	0.00
17.	Andhra Bank	35	81.00	80	210.00	530	663.00
18.	Indian Bank	0	0.00	0	0.00	0	0.00
19.	United Bank of India	0	0.00	7	7.50	2	25.00
20.	State Bank of B & J	0	0.00	10	15.22	14	49.83
21.	Bank of Maharashtra	0	0.00	0	0.00	0	0.00
22.	Dena Bank	3	15.00	23	130.00	57	113.00
23.	IDBI Bank	0	0.00	0	0.00	0	0.00
B	Total Non-Lead Banks	861	755.47	11744	15002.94	14399	18718.71
C	Total N. Banks (A + B)	1666	1441.29	41870	41792.54	43476	72914.00
24.	Nainital Almora K.G.B.	38	56.69	1045	724.07	835	1565.50
25.	Uttaranchal G.B.	38	57.64	772	982.89	1275	1389.70
26.	U. P. Gramin Bank	0	0.00	52	28.35	27	14.95
D	Total R.R.B.	76	114.33	1869	1735.31	2137	2970.15
27.	Co-operative Bank	0	0.00	7633	873.29	3619	920.26
E	Total Cooperative	0	0.00	7633	873.29	3619	920.26
F	Total (C+D+E)	1742	1555.62	51372	44401.14	49232	76804.41
28.	Nainital Bank	88	110.32	1776	2461.09	1637	6333.56
29.	Axis Bank	0	0.00	680	593.19	1550	907.01
30.	ICICI Bank	90	80.00	3626	417.00	329	267.00
31.	HDFC Bank	5	6.04	144	174.16	39	110.56
32.	The J & K Bank Ltd.	0	0.00	0	0.00	0	0.00
33.	Fedral Bank Ltd.	1	1.58	6	87.06	10	70.03
34.	IndusInd Bank	0	0.00	67	26.76	5	23.77
35.	The Karnataka Bank Ltd.	0	0.00	41	85.66	2	5.58
36.	Kurmanchal Sehkari Bank	0	0.00	0	0.00	0	0.00
37.	The South Indian Bank Ltd	0	0.00	0	0.00	0	0.00
38.	ING Vasya	0	0.00	0	0.00	0	0.00
39.	Standard Chartered Bank	0	0.00	0	0.00	0	0.00
40.	YES Bank	0	0.00	0	0.00	0	0.00
41.	Kotak Mahindra	0	0.00	7	44.00	1	3.00
G	Total Private Bank	184	197.94	6347	3888.92	3573	7720.51
H	Total All Bank (F+G)	1926	1753.56	57719	48290.06	52805	84524.92

Contd.

(₹ in Lacs)

S. No.	Name of the Bank	Others (4)		Total Adv. (1 to 4)		Total PSA in Uttarakhand		% Share to total PSA in Uttarakhand
		A/cs	Amt.	A/cs	Amt.	A/cs	Amt.	
1.	State Bank of India	5424	5225.73	36796	39032.29	130425	409385.00	9.53
2.	Punjab National Bank	2084	1584.26	21485	26566.41	97978	279361.00	9.51
3.	Bank of Baroda	1574	998.23	10809	23880.23	33863	120770.00	19.77
A	Total Lead Banks	9082	7808.22	69090	89478.93	262266	809516.00	11.05
4.	Oriental Bank of Comm.	634	2332.90	6047	10997.55	15827	77142.00	14.26
5.	Union Bank of India	397	188.98	3072	5610.77	17953	55834.00	10.05
6.	Canara Bank	265	165.00	2623	746.30	7899	32915.00	2.27
7.	Central Bank of India	476	889.51	2277	2183.09	5780	15767.90	13.85
8.	Punjab & Sind Bank	422	1660.40	2529	4150.68	5391	13260.00	31.30
9.	Allahabad Bank	0	0.00	7124	7165.92	18432	39244.00	18.26
10.	UCO Bank	290	138.00	2421	3549.00	8089	16858.00	21.05
11.	Indian Overseas Bank	0	0.00	0	0.00	6810	21340.60	0.00
12.	State Bank of Patiala	0	0.00	1613	1619.03	4819	28510.00	5.68
13.	Bank of India	330	503.00	535	1031.45	3074	9298.00	11.09
14.	Syndicate Bank	0	0.00	629	1553.70	2980	13869.02	11.20
15.	Vijaya Bank	1	2.03	89	372.65	784	5193.00	7.18
16.	Corporation Bank	0	0.00	99	67.25	262	4318.00	1.56
17.	Andhra Bank	0	0.00	645	954.00	374	2016.00	47.32
18.	Indian Bank	0	0.00	0	0.00	1791	3490.70	0.00
19.	United Bank of India	18	43.50	27	76.00	468	1240.00	6.13
20.	State Bank of B & J	1	147.00	25	212.05	158	702.00	30.21
21.	Bank of Maharashtra	0	0.00	0	0.00	136	1295.00	0.00
22.	Dena Bank	19	44.00	102	302.00	296	4862.00	6.21
23.	IDBI Bank	0	0.00	0	0.00	137	43224.00	0.00
B	Total Non-Lead Banks	2853	6114.32	29857	40591.44	101460	390379.22	10.40
C	Total N. Banks (A + B)	11935	13922.54	98947	130070.37	363726	1199895.22	10.84
24.	Nainital Almora K.G.B.	565	1032.00	2483	3378.26	34405	33145.00	10.19
25.	Uttaranchal G.B.	31	20.19	2116	2450.42	56561	46117.25	5.31
26.	U. P. Gramin Bank	0	0.00	79	43.30	568	280.21	15.45
D	Total R.R.B.	596	1052.19	4678	5871.98	91534	79542.46	7.38
27.	Co-operative Bank	652	1265.60	11904	3059.15	79597	223721.00	1.37
E	Total Cooperative	652	1265.60	11904	3059.15	79597	223721.00	1.37
F	Total (C+D+E)	13183	16240.33	115529	139001.50	534857	1503158.67	9.25
28.	Nainital Bank	9	45.77	3510	8950.74	24922	57491.00	15.57
29.	Axis Bank	154	456.53	2384	1956.73	10500	24160.00	8.10
30.	ICICI Bank	106	26.00	4151	790.00	3546	13601.00	5.81
31.	HDFC Bank	0	0.00	188	290.77	2735	10846.63	2.68
32.	The J & K Bank Ltd.	0	0.00	0	0.00	58	1335.00	0.00
33.	Fedral Bank Ltd.	0	0.00	17	158.67	97	834.00	19.03
34.	IndusInd Bank	0	0.00	72	50.53	2021	74.00	68.28
35.	The Karnataka Bank Ltd.	0	0.00	43	91.24	248	1468.00	6.22
36.	Kurmanchal Sehkari Bank	0	0.00	0	0.00	0	0.00	0.00
37.	The South Indian Bank Ltd	0	0.00	0	0.00	3	3216.00	0.00
38.	ING Vasya	0	0.00	0	0.00	240	5100.00	0.00
39.	Standard Chartered Bank	0	0.00	0	0.00	0	0.00	0.00
40.	YES Bank	0	0.00	0	0.00	1	0.00	0.00
41.	Kotak Mahindra	0	0.00	8	47.00	36	635.00	7.40
G	Total Private Bank	269	528.30	10373	12335.68	44407	118760.63	10.39
H	Total All Bank (F+G)	13452	16768.63	125902	151337.18	579264	1621919.30	9.33

RECOVERY POSITION AS ON 31.12.2011
UNDER VARIOUS GOVT SPONSORED POVERTY ALLEVIATION PROGRAMME

(₹ in Lacs)

S. No.	Name of the Bank	Name of the Scheme											
		PMRY				SCP				SLRS			
		Demand Raised	Amount Recov.	Amount Over Due	Recov. (%)	Demand Raised	Amount Recov.	Amount Over Due	Recov. (%)	Demand Raised	Amount Recov.	Amount Over Due	Recov. (%)
1.	State Bank of India	131.10	71.04	60.06	54.19	62.64	40.45	22.19	64.58	12.00	10.00	2.00	83.33
2.	Punjab National Bank	261.22	194.16	67.06	74.33	50.00	35.57	14.43	71.14	0.00	0.00	0.00	0.00
3.	Bank of Baroda	198.00	26.00	172.00	13.13	74.00	32.40	41.60	43.78	11.00	3.20	7.80	29.09
A	Total Lead Banks	590.32	291.20	299.12	49.33	186.64	108.42	78.22	58.09	23.00	13.20	9.80	57.39
4.	Oriental Bank of Comm.	109.60	21.99	87.61	20.06	63.17	30.28	32.89	47.93	0.00	0.00	0.00	0.00
5.	Union Bank of India	187.60	89.07	98.53	47.48	28.72	7.26	21.46	25.28	2.17	0.36	1.81	16.59
6.	Canara Bank	52.00	32.25	19.75	62.02	0.00	0.00	0.00	0.00	0.00	0.00	0.00	0.00
7.	Central Bank of India	227.07	123.16	103.91	54.24	661.41	371.73	289.68	56.20	0.00	0.00	0.00	0.00
8.	Punjab & Sind Bank	10.70	8.95	1.75	83.64	4.10	2.50	1.60	60.98	0.00	0.00	0.00	0.00
9.	Allahabad Bank	139.83	54.06	85.77	38.66	39.51	19.89	19.62	50.34	0.00	0.00	0.00	0.00
10.	UCO Bank	160.44	86.78	73.66	54.09	77.43	40.75	36.68	52.63	21.78	12.18	9.60	55.92
11.	Indian Overseas Bank	0.00	0.00	0.00	0.00	0.00	0.00	0.00	0.00	0.00	0.00	0.00	0.00
12.	State Bank of Patiala	11.55	2.37	9.18	20.52	4.72	1.70	3.02	36.02	5.21	1.31	3.90	25.14
13.	Bank of India	37.62	13.48	24.14	35.83	0.00	0.00	0.00	0.00	0.10	0.02	0.08	20.00
14.	Syndicate Bank	15.25	7.82	7.43	51.28	1.30	0.80	0.50	61.54	0.00	0.00	0.00	0.00
15.	Vijaya Bank	0.00	0.00	0.00	0.00	0.00	0.00	0.00	0.00	0.00	0.00	0.00	0.00
16.	Corporation Bank	0.00	0.00	0.00	0.00	0.00	0.00	0.00	0.00	0.00	0.00	0.00	0.00
17.	Andhra Bank	0.00	0.00	0.00	0.00	0.00	0.00	0.00	0.00	0.00	0.00	0.00	0.00
18.	Indian Bank	0.00	0.00	0.00	0.00	0.00	0.00	0.00	0.00	0.00	0.00	0.00	0.00
19.	United Bank of India	0.00	0.60	-0.60	0.00	0.00	0.00	0.00	0.00	0.00	0.00	0.00	0.00
20.	State Bank of B & J	0.00	0.00	0.00	0.00	0.00	0.00	0.00	0.00	0.00	0.00	0.00	0.00
21.	Bank of Maharashtra	0.00	0.00	0.00	0.00	0.00	0.00	0.00	0.00	0.00	0.00	0.00	0.00
22.	Dena Bank	1.00	0.50	0.50	50.00	0.20	0.00	0.20	0.00	0.00	0.00	0.00	0.00
23.	IDBI Bank	0.00	0.00	0.00	0.00	0.00	0.00	0.00	0.00	0.00	0.00	0.00	0.00
B	Total Non-Lead Banks	952.66	441.03	511.63	46.29	880.56	474.91	405.65	53.93	29.26	13.87	15.39	47.40
C	Total N. Banks (A+B)	1542.98	732.23	810.75	47.46	1067.20	583.33	483.87	54.66	52.26	27.07	25.19	51.80
24.	Nainital Almora K.G.B.	0.00	0.00	0.00	0.00	33.68	22.68	11.00	67.34	0.00	0.00	0.00	0.00
25.	Uttaranchal G.B.	0.00	0.00	0.00	0.00	43.00	26.85	16.15	62.44	0.00	0.00	0.00	0.00
26.	U. P. Gramin Bank	0.00	0.00	0.00	0.00	0.00	0.00	0.00	0.00	0.00	0.00	0.00	0.00
D	Total R.R.B.	0.00	0.00	0.00	0.00	76.68	49.53	27.15	64.59	0.00	0.00	0.00	0.00
27.	Co-operative Bank	36.03	16.96	19.07	47.07	196.10	96.42	99.68	49.17	0.00	0.00	0.00	0.00
E	Total Cooperative	36.03	16.96	19.07	47.07	196.10	96.42	99.68	49.17	0.00	0.00	0.00	0.00
F	Total (C+D+E)	1579.01	749.19	829.82	47.45	1339.98	729.28	610.70	54.42	52.26	27.07	25.19	51.80
28.	Nainital Bank	14.80	10.88	3.92	73.51	2.67	1.68	0.99	62.92	0.00	0.00	0.00	0.00
29.	Axis Bank	0.00	0.00	0.00	0.00	0.00	0.00	0.00	0.00	0.00	0.00	0.00	0.00
30.	ICICI Bank	0.00	0.00	0.00	0.00	0.00	0.00	0.00	0.00	0.00	0.00	0.00	0.00
31.	HDFC Bank	0.00	0.00	0.00	0.00	0.00	0.00	0.00	0.00	0.00	0.00	0.00	0.00
32.	The J & K Bank Ltd.	0.00	0.00	0.00	0.00	0.00	0.00	0.00	0.00	0.00	0.00	0.00	0.00
33.	Fedral Bank Ltd.	0.00	0.00	0.00	0.00	0.00	0.00	0.00	0.00	0.00	0.00	0.00	0.00
34.	IndusInd Bank	0.00	0.00	0.00	0.00	0.00	0.00	0.00	0.00	0.00	0.00	0.00	0.00
35.	The Karnataka Bank Ltd.	0.00	0.00	0.00	0.00	0.00	0.00	0.00	0.00	0.00	0.00	0.00	0.00
36.	Kurmanchal Sehkar Bank	0.00	0.00	0.00	0.00	0.00	0.00	0.00	0.00	0.00	0.00	0.00	0.00
37.	The South Indian Bank Ltd	0.00	0.00	0.00	0.00	0.00	0.00	0.00	0.00	0.00	0.00	0.00	0.00
38.	ING Vasya	0.00	0.00	0.00	0.00	0.00	0.00	0.00	0.00	0.00	0.00	0.00	0.00
39.	Standard Chartered Bank	0.00	0.00	0.00	0.00	0.00	0.00	0.00	0.00	0.00	0.00	0.00	0.00
40.	YES Bank	0.00	0.00	0.00	0.00	0.00	0.00	0.00	0.00	0.00	0.00	0.00	0.00
41.	Kotak Mahindra	0.00	0.00	0.00	0.00	0.00	0.00	0.00	0.00	0.00	0.00	0.00	0.00
G	Total Private Bank	14.80	10.88	3.92	73.51	2.67	1.68	0.99	62.92	0.00	0.00	0.00	0.00
H	Total All Bank (F+G)	1593.81	760.07	833.74	47.69	1342.65	730.96	611.69	54.44	52.26	27.07	25.19	51.80

Contd.

(₹ in Lacs)

S. No.	Name of the Bank	Name of the Scheme							
		SJSRY				SGSY			
		Demand	Amount Recov.	Amount Over Due	Recov. (%)	Demand	Amount Recov.	Amount Over Due	Recov. (%)
1.	State Bank of India	106.25	78.38	27.87	73.77	158.40	133.49	24.91	84.27
2.	Punjab National Bank	1.96	0.61	1.35	31.12	138.50	84.58	53.92	61.07
3.	Bank of Baroda	13.00	4.70	8.30	36.15	97.00	11.00	86.00	11.34
A	Total Lead Banks	121.21	83.69	37.52	69.05	393.90	229.07	164.83	58.15
4.	Oriental Bank of Comm.	49.81	11.88	37.93	23.85	42.73	7.51	35.22	17.58
5.	Union Bank of India	22.95	8.20	14.75	35.73	27.52	11.58	15.94	42.08
6.	Canara Bank	33.15	119.55	-86.40	360.63	23.85	16.55	7.30	69.39
7.	Central Bank of India	94.56	31.47	63.09	33.28	39.86	19.01	20.86	47.68
8.	Punjab & Sind Bank	18.00	15.00	3.00	83.33	14.90	12.53	2.37	84.09
9.	Allahabad Bank	35.50	14.49	21.01	40.82	114.34	56.54	57.80	49.45
10.	UCO Bank	3.92	2.10	1.82	53.57	3.63	1.88	1.75	51.79
11.	Indian Overseas Bank	0.00	0.00	0.00	0.00	0.00	0.00	0.00	0.00
12.	State Bank of Patiala	13.21	3.29	9.92	24.91	4.25	1.45	2.80	34.12
13.	Bank of India	9.31	2.69	6.62	28.89	0.00	0.00	0.00	0.00
14.	Syndicate Bank	7.10	3.60	3.50	50.70	1.25	0.85	0.40	68.00
15.	Vijaya Bank	0.00	0.00	0.00	0.00	0.00	0.00	0.00	0.00
16.	Corporation Bank	0.00	0.00	0.00	0.00	0.00	0.00	0.00	0.00
17.	Andhra Bank	0.00	0.00	0.00	0.00	0.00	0.00	0.00	0.00
18.	Indian Bank	0.00	0.00	0.00	0.00	0.00	0.00	0.00	0.00
19.	United Bank of India	0.00	0.00	0.00	0.00	0.00	0.00	0.00	0.00
20.	State Bank of B & J	4.00	0.15	3.85	3.75	0.00	0.00	0.00	0.00
21.	Bank of Maharashtra	0.00	0.00	0.00	0.00	0.00	0.00	0.00	0.00
22.	Dena Bank	0.80	0.20	0.60	25.00	0.00	0.00	0.00	0.00
23.	IDBI Bank	0.00	0.00	0.00	0.00	0.00	0.00	0.00	0.00
B	Total Non-Lead Banks	292.31	212.62	79.69	72.74	272.33	127.90	144.44	46.96
C	Total N. Banks (A+B)	413.52	296.31	117.21	71.66	666.23	356.97	309.27	53.58
24.	Nainital Almora K.G.B.	0.00	0.00	0.00	0.00	362.86	271.46	91.40	74.81
25.	Uttaranchal G.B.	0.00	0.00	0.00	0.00	411.02	269.09	141.93	65.47
26.	U. P. Gramin Bank	0.00	0.00	0.00	0.00	0.00	0.00	0.00	0.00
D	Total R.R.B.	0.00	0.00	0.00	0.00	773.88	540.55	233.33	69.85
27.	Co-operative Bank	104.80	34.36	70.44	32.79	130.48	120.34	10.14	92.23
E	Total Cooperative	104.80	34.36	70.44	32.79	130.48	120.34	10.14	92.23
F	Total (C+D+E)	518.32	330.67	187.65	63.80	1570.59	1017.86	552.74	64.81
28.	Nainital Bank	2.75	1.75	1.00	63.64	7.50	5.42	2.08	72.27
29.	Axis Bank	0.00	0.00	0.00	0.00	0.00	0.00	0.00	0.00
30.	ICICI Bank	0.00	0.00	0.00	0.00	0.00	0.00	0.00	0.00
31.	HDFC Bank	0.00	0.00	0.00	0.00	0.00	0.00	0.00	0.00
32.	The J & K Bank Ltd.	0.00	0.00	0.00	0.00	0.00	0.00	0.00	0.00
33.	Fedral Bank Ltd.	0.00	0.00	0.00	0.00	0.00	0.00	0.00	0.00
34.	IndusInd Bank	0.00	0.00	0.00	0.00	0.00	0.00	0.00	0.00
35.	The Karnataka Bank Ltd.	0.00	0.00	0.00	0.00	0.00	0.00	0.00	0.00
36.	Kurmanchal Sehkari Bank	0.00	0.00	0.00	0.00	0.00	0.00	0.00	0.00
37.	The South Indian Bank Ltd	0.00	0.00	0.00	0.00	0.00	0.00	0.00	0.00
38.	ING Vasya	0.00	0.00	0.00	0.00	0.00	0.00	0.00	0.00
39.	Standard Chartered Bank	0.00	0.00	0.00	0.00	0.00	0.00	0.00	0.00
40.	YES Bank	0.00	0.00	0.00	0.00	0.00	0.00	0.00	0.00
41.	Kotak Mahindra	0.00	0.00	0.00	0.00	0.00	0.00	0.00	0.00
G	Total Private Bank	2.75	1.75	1.00	63.64	7.50	5.42	2.08	72.27
H	Total All Bank (F+G)	521.07	332.42	188.65	63.80	1578.09	1023.28	554.82	64.84

BANKWISE RECOVERY POSITION OF PRIORITY SECTOR ADVANCES

FROM 01.04.2011 TO 31.12.2011

(₹ in Lacs)

S. No.	Name of the Bank	Name of the Scheme							
		AGL				SSI			
		Demand	Recovery	Overdue	Recovery %	Demand	Recovery	Overdue	Recovery %
1.	State Bank of India	21908.40	18880.60	3027.80	86.18	937.00	659.10	277.90	70.34
2.	Punjab National Bank	5541.84	3950.82	1591.02	71.29	3267.76	2700.55	567.21	82.64
3.	Bank of Baroda	3214.00	2186.40	1027.60	68.03	1785.00	922.00	863.00	51.65
A	Total Lead Banks	30664.24	25017.82	5646.42	81.59	5989.76	4281.65	1708.11	71.48
4.	Oriental Bank of Comm.	1269.37	828.98	440.39	65.31	2381.39	1331.79	1049.60	55.92
5.	Union Bank of India	2001.89	1101.70	900.19	55.03	808.96	186.55	622.41	23.06
6.	Canara Bank	458.00	363.00	95.00	79.26	625.00	529.75	95.25	84.76
7.	Central Bank of India	775.82	475.29	300.53	61.26	1108.50	528.81	579.69	47.71
8.	Punjab & Sind Bank	74.50	64.30	10.20	86.31	47.95	41.68	6.27	86.92
9.	Allahabad Bank	806.57	593.83	212.74	73.62	715.41	488.18	227.23	68.24
10.	UCO Bank	7.29	3.87	3.42	53.09	4.92	2.68	2.24	54.47
11.	Indian Overseas Bank	0.00	0.00	0.00	0.00	0.00	0.00	0.00	0.00
12.	State Bank of Patiala	0.00	0.00	0.00	0.00	0.00	0.00	0.00	0.00
13.	Bank of India	13.05	9.97	3.08	76.40	172.09	155.70	16.39	90.48
14.	Syndicate Bank	79.02	56.79	22.23	71.87	426.75	305.70	121.05	71.63
15.	Vijaya Bank	0.00	0.00	0.00	0.00	999.74	6.35	993.39	0.64
16.	Corporation Bank	0.00	0.00	0.00	0.00	0.00	0.00	0.00	0.00
17.	Andhra Bank	0.00	0.00	0.00	0.00	0.00	0.00	0.00	0.00
18.	Indian Bank	0.00	0.00	0.00	0.00	0.00	0.00	0.00	0.00
19.	United Bank of India	0.00	0.00	0.00	0.00	0.00	0.00	0.00	0.00
20.	State Bank of B & J	5147.00	1490.00	3657.00	28.95	297.00	219.11	77.89	73.77
21.	Bank of Maharashtra	0.00	0.00	0.00	0.00	0.00	0.00	0.00	0.00
22.	Dena Bank	4.00	0.00	4.00	0.00	1.00	0.20	0.80	20.00
23.	IDBI Bank	0.00	0.00	0.00	0.00	0.00	0.00	0.00	0.00
B	Total Non-Lead Banks	10636.51	4987.73	5648.78	46.89	7588.71	3796.50	3792.21	50.03
C	Total N. Banks (A+B)	41300.75	30005.55	11295.20	72.65	13578.47	8078.15	5500.32	59.49
24.	Nainital Almora K.G.B.	8452.24	6498.14	1954.10	76.88	831.53	500.78	330.75	60.22
25.	Uttaranchal G.B.	1651.10	1296.13	354.97	78.50	1152.58	902.74	249.84	78.32
26.	U. P. Gramin Bank	175.23	135.08	40.15	77.09	0.00	0.00	0.00	0.00
D	Total R.R.B.	10278.57	7929.35	2349.22	77.14	1984.11	1403.52	580.59	70.74
27.	Co-operative Bank	61093.80	50047.23	11046.57	81.92	12178.04	7549.53	4628.51	61.99
E	Total Cooperative	61093.80	50047.23	11046.57	81.92	12178.04	7549.53	4628.51	61.99
F	Total (C+D+E)	112673.12	87982.13	24690.98	78.09	27740.62	17031.20	10709.42	61.39
28.	Nainital Bank	885.00	733.50	151.50	82.88	340.00	223.80	116.20	65.82
29.	Axis Bank	10643.00	7937.00	2706.00	74.57	0.00	0.00	0.00	0.00
30.	ICICI Bank	0.00	0.00	0.00	0.00	0.00	0.00	0.00	0.00
31.	HDFC Bank	115.02	104.54	10.48	90.89	1208.86	1112.73	96.13	92.05
32.	The J & K Bank Ltd.	0.00	0.00	0.00	0.00	0.00	0.00	0.00	0.00
33.	Fedral Bank Ltd.	0.00	0.00	0.00	0.00	10.57	0.50	10.07	4.73
34.	IndusInd Bank	0.00	0.00	0.00	0.00	0.00	0.00	0.00	0.00
35.	The Karnataka Bank Ltd.	1.75	1.02	0.73	58.29	34.58	34.57	0.01	99.97
36.	Kurmanchal Sehkari Bank	0.00	0.00	0.00	0.00	0.00	0.00	0.00	0.00
37.	The South Indian Bank Ltd	0.00	0.00	0.00	0.00	0.00	0.00	0.00	0.00
38.	ING Vasya	0.00	0.00	0.00	0.00	0.00	0.00	0.00	0.00
39.	Standard Chartered Bank	0.00	0.00	0.00	0.00	0.00	0.00	0.00	0.00
40.	YES Bank	0.00	0.00	0.00	0.00	0.00	0.00	0.00	0.00
41.	Kotak Mahindra	0.00	0.00	0.00	0.00	0.00	0.00	0.00	0.00
G	Total Private Bank	11644.77	8776.06	2868.71	75.36	1594.01	1371.60	222.41	86.05
H	Total All Bank (F+G)	124317.89	96758.19	27559.69	77.83	29334.63	18402.80	10931.83	62.73

Contd.

(₹ in Lacs)

S. No.	Name of the Bank	Name of the Scheme				Total Recovery % Under P.S.
		OTHER PRIORITY SECTOR				
		Demand	Recovery	Overdue	Recovery %	
1.	State Bank of India	1497.60	1032.55	465.05	68.95	84.51
2.	Punjab National Bank	599.37	352.83	246.54	58.87	74.44
3.	Bank of Baroda	2262.00	1564.70	697.30	69.17	64.36
A	Total Lead Banks	4358.97	2950.08	1408.89	67.68	78.63
4.	Oriental Bank of Comm.	1415.42	992.52	422.90	70.12	62.24
5.	Union Bank of India	674.29	204.98	469.31	30.40	42.85
6.	Canara Bank	231.60	175.10	56.50	75.60	81.23
7.	Central Bank of India	709.40	671.75	37.65	94.69	64.61
8.	Punjab & Sind Bank	149.25	130.45	18.80	87.40	87.02
9.	Allahabad Bank	1369.49	955.24	414.25	69.75	70.46
10.	UCO Bank	29.04	15.54	13.50	53.51	53.55
11.	Indian Overseas Bank	0.00	0.00	0.00	0.00	0.00
12.	State Bank of Patiala	0.00	0.00	0.00	0.00	0.00
13.	Bank of India	314.11	263.87	50.24	84.01	86.04
14.	Syndicate Bank	825.75	564.04	261.71	68.31	69.58
15.	Vijaya Bank	71.96	0.10	71.86	0.14	0.60
16.	Corporation Bank	0.00	0.00	0.00	0.00	0.00
17.	Andhra Bank	0.00	0.00	0.00	0.00	0.00
18.	Indian Bank	0.00	0.00	0.00	0.00	0.00
19.	United Bank of India	100.00	8.00	92.00	8.00	8.00
20.	State Bank of B & J	408.00	311.00	97.00	76.23	34.52
21.	Bank of Maharashtra	0.00	0.00	0.00	0.00	0.00
22.	Dena Bank	29.00	26.20	2.80	90.34	77.65
23.	IDBI Bank	0.00	0.00	0.00	0.00	0.00
B	Total Non-Lead Banks	6327.31	4318.79	2008.52	68.26	53.37
C	Total N. Banks (A + B)	10686.28	7268.87	3417.41	68.02	69.17
24.	Nainital Almora K.G.B.	2827.12	2346.65	480.47	83.00	77.17
25.	Uttaranchal G.B.	6869.46	5933.96	935.50	86.38	84.08
26.	U. P. Gramin Bank	17.33	12.27	5.06	70.80	76.52
D	Total R.R.B.	9713.91	8292.88	1421.03	85.37	80.20
27.	Co-operative Bank	20131.31	11676.34	8454.97	58.00	74.17
E	Total Cooperative	20131.31	11676.34	8454.97	58.00	74.17
F	Total (C+D+E)	40531.49	27238.09	13293.41	67.20	73.09
28.	Nainital Bank	759.00	598.00	161.00	78.79	78.39
29.	Axis Bank	0.00	0.00	0.00	0.00	74.57
30.	ICICI Bank	0.00	0.00	0.00	0.00	0.00
31.	HDFC Bank	14.84	9.91	4.93	66.78	91.67
32.	The J & K Bank Ltd.	0.00	0.00	0.00	0.00	0.00
33.	Fedral Bank Ltd.	18.23	0.00	18.23	0.00	1.74
34.	IndusInd Bank	0.00	0.00	0.00	0.00	0.00
35.	The Karnataka Bank Ltd.	65.97	58.20	7.77	88.22	91.68
36.	Kurmanchal Sehkari Bank	0.00	0.00	0.00	0.00	0.00
37.	The South Indian Bank Ltd	0.00	0.00	0.00	0.00	0.00
38.	ING Vasya	0.00	0.00	0.00	0.00	0.00
39.	Standard Chartered Bank	0.00	0.00	0.00	0.00	0.00
40.	YES Bank	0.00	0.00	0.00	0.00	0.00
41.	Kotak Mahindra	0.00	0.00	0.00	0.00	0.00
G	Total Private Bank	858.04	666.11	191.93	77.63	76.71
H	Total All Bank (F+G)	41389.53	27904.20	13485.34	67.42	73.35

**POSITION OF PENDING RECOVERY CERTIFICATES
AS ON 31.12.2011**

(₹ in Lacs)

S. No.	Name of the Bank	RCs Pending Less than 1 Year		RCs Pending More than 1 Year		Total RCs Pending		Recovery against RC 01.04.2011 to 31.12.11		Recovery %
		No.	Amt.	No.	Amt.	No.	Amt.	No.	Amt.	
1.	State Bank of India	2052	990.23	3317	844.46	5369	1834.69	506	179.15	9.76
2.	Punjab National Bank	1939	1104.79	1954	395.69	3893	1500.48	624	135.87	9.06
3.	Bank of Baroda	93	59.00	220	98.00	313	157.00	57	24.20	15.41
A	Total Lead Banks	4084	2154.02	5491	1338.15	9575	3492.17	1187	339.22	9.71
4.	Oriental Bank of Comm.	77	69.87	351	112.73	428	182.60	13	8.25	4.52
5.	Union Bank of India	215	248.11	1164	766.43	1379	1014.54	145	54.39	5.36
6.	Canara Bank	36	120.10	30	92.00	66	212.10	0	0.00	0.00
7.	Central Bank of India	133	131.27	1138	769.02	1271	900.29	206	167.91	18.65
8.	Punjab & Sind Bank	45	12.50	45	13.25	90	25.75	0	0.00	0.00
9.	Allahabad Bank	42	12.94	421	77.26	463	90.20	26	9.79	10.85
10.	UCO Bank	0	0.00	1054	112.19	1054	112.19	12	2.25	2.01
11.	Indian Overseas Bank	0	117.00	0	146.00	0	263.00	0	31.00	11.79
12.	State Bank of Patiala	0	0.00	0	0.00	0	0.00	0	0.00	0.00
13.	Bank of India	21	6.14	76	18.75	97	24.89	25	2.39	9.60
14.	Syndicate Bank	4	2.74	114	88.52	118	91.26	1	0.05	0.05
15.	Vijaya Bank	0	0.00	5	3.82	5	3.82	0	0.00	0.00
16.	Corporation Bank	0	0.00	0	0.00	0	0.00	0	0.00	0.00
17.	Andhra Bank	0	0.00	0	0.00	0	0.00	0	0.00	0.00
18.	Indian Bank	0	0.00	0	0.00	0	0.00	0	0.00	0.00
19.	United Bank of India	4	0.02	46	4.73	50	4.75	2	0.26	5.47
20.	State Bank of B & J	8	1.00	12	2.10	20	3.10	2	0.10	3.23
21.	Bank of Maharashtra	0	0.00	0	0.00	0	0.00	0	0.00	0.00
22.	Dena Bank	0	0.00	11	0.30	11	0.30	0	0.00	0.00
23.	IDBI Bank	0	0.00	0	0.00	0	0.00	0	0.00	0.00
B	Total Non-Lead Banks	585	721.69	4467	2207.10	5052	2928.79	432	276.39	9.44
C	Total N. Banks (A+B)	4669	2875.71	9958	3545.25	14627	6420.96	1619	615.61	9.59
24.	Nainital Almora K.G.B.	251	214.27	1271	394.14	1522	608.41	63	59.94	9.85
25.	Uttaranchal G.B.	352	120.04	250	49.57	602	169.61	429	40.58	23.93
26.	U. P. Gramin Bank	13	24.70	195	25.50	208	50.20	0	0.00	0.00
D	Total R.R.B.	616	359.01	1716	469.21	2332	828.22	492	100.52	12.14
27.	Co-operative Bank	93	17.91	4239	176.39	4332	194.30	232	26.10	13.43
E	Total Cooperative	93	17.91	4239	176.39	4332	194.30	232	26.10	13.43
F	Total (C+D+E)	5378	3252.63	15913	4190.85	21291	7443.48	2343	742.23	9.97
28.	Nainital Bank	115	107.00	129	103.80	244	210.80	38	34.00	16.13
29.	Axis Bank	20	38.50	55	161.57	75	200.07	28	56.51	28.25
30.	ICICI Bank	0	0.00	0	0.00	0	0.00	0	0.00	0.00
31.	HDFC Bank	0	0.00	0	0.00	0	0.00	0	0.00	0.00
32.	The J & K Bank Ltd.	0	0.00	0	0.00	0	0.00	0	0.00	0.00
33.	Fedral Bank Ltd.	0	0.00	0	0.00	0	0.00	0	0.00	0.00
34.	IndusInd Bank	0	0.00	0	0.00	0	0.00	0	0.00	0.00
35.	The Karnataka Bank Ltd.	0	0.00	0	0.00	0	0.00	0	0.00	0.00
36.	Kurmanchal Sehkari Bank	0	0.00	0	0.00	0	0.00	0	0.00	0.00
37.	The South Indian Bank Ltd	0	0.00	0	0.00	0	0.00	0	0.00	0.00
38.	ING Vasya	0	0.00	0	0.00	0	0.00	0	0.00	0.00
39.	Standard Chartered Bank	0	0.00	0	0.00	0	0.00	0	0.00	0.00
40.	YES Bank	0	0.00	0	0.00	0	0.00	0	0.00	0.00
41.	Kotak Mahindra	0	0.00	0	0.00	0	0.00	0	0.00	0.00
G	Total Private Bank	135	145.50	184	265.37	319	410.87	66	90.51	22.03
H	Total All Bank (F+G)	5513	3398.13	16097	4456.22	21610	7854.35	2409	832.74	10.60

**STATEMENT OF EDUCATION LOAN
FOR THE YEAR ENDED **31ST DEC. 2011****

FROM 01.04.2011 TO 31.12.2011

(₹ in Lacs)

S. No.	Name of the Bank	Outstanding as on March 2011		Fresh sanctions (April 11 to Dec. 11)		Outstanding as on 31st Dec. 2011	
		No.	Amt.	No.	Amt.	No.	Amt.
1.	State Bank of India	9538	29238.08	1418	5708.33	10956	34946.41
2.	Punjab National Bank	10881	14977.64	1453	2101.97	12334	17079.61
3.	Bank of Baroda	1741	3602.00	216	600.74	1957	4202.74
A	Total Lead Banks	22160	47817.72	3087	8411.04	25247	56228.76
4.	Oriental Bank of Comm.	1401	3541.76	183	666.32	1584	4208.08
5.	Union Bank of India	715	1760.34	131	338.72	846	2099.06
6.	Canara Bank	1077	1907.10	0	0.00	1077	1907.10
7.	Central Bank of India	715	896.84	201	565.89	916	1462.73
8.	Punjab & Sind Bank	7056	16967.62	59	664.20	7115	17631.82
9.	Allahabad Bank	959	2690.13	140	350.22	1099	3040.35
10.	UCO Bank	264	612.07	45	139.00	309	751.07
11.	Indian Overseas Bank	105	403.00	0	24.00	105	427.00
12.	State Bank of Patiala	28	130.45	28	37.55	56	168.00
13.	Bank of India	202	432.30	23	80.78	225	513.08
14.	Syndicate Bank	268	541.81	67	71.81	335	613.62
15.	Vijaya Bank	17	77.59	6	26.00	23	103.59
16.	Corporation Bank	83	307.00	21	77.00	104	384.00
17.	Andhra Bank	28	73.09	14	59.77	42	132.86
18.	Indian Bank	4	11.09	0	0.00	4	11.09
19.	United Bank of India	33	128.00	4	28.00	37	156.00
20.	State Bank of B & J	1	3.90	2	7.00	3	10.90
21.	Bank of Maharashtra	19	65.68	0	0.00	19	65.68
22.	Dena Bank	48	138.64	10	52.00	58	190.64
23.	IDBI Bank	3	9.41	1	1.33	4	10.74
B	Total Non-Lead Banks	13026	30697.82	935	3189.59	13961	33887.41
C	Total N. Banks (A + B)	35186	78515.54	4022	11600.63	39208	90116.17
24.	Nainital Almora K.G.B.	174	266.10	25	69.84	199	335.94
25.	Uttaranchal G.B.	425	730.55	56	161.21	481	891.76
26.	U. P. Gramin Bank	0	0.00	0	0.00	0	0.00
D	Total R.R.B.	599	996.65	81	231.05	680	1227.70
27.	Co-operative Bank	66	143.95	24	66.24	90	210.19
E	Total Cooperative	66	143.95	24	66.24	90	210.19
F	Total (C+D+E)	35851	79656.14	4127	11897.92	39978	91554.06
28.	Nainital Bank	381	866.25	124	433.00	505	1299.25
29.	Axis Bank	5	12.18	0	0.00	5	12.18
30.	ICICI Bank	2	1.85	0	0.00	2	1.85
31.	HDFC Bank	26	73.36	1	7.54	27	80.90
32.	The J & K Bank Ltd.	7	13.54	0	0.00	7	13.54
33.	Fedral Bank Ltd.	4	26.26	0	0.00	4	26.26
34.	IndusInd Bank	0	0.00	0	0.00	0	0.00
35.	The Karnataka Bank Ltd.	5	18.39	2	5.65	7	24.04
36.	Kurmanchal Sehkari Bank	1	1.34	0	0.00	1	1.34
37.	The South Indian Bank Ltd	5	2.92	0	0.00	5	2.92
38.	ING Vasya	0	0.00	0	0.00	0	0.00
39.	Standard Chartered Bank	0	0.00	0	0.00	0	0.00
40.	YES Bank	0	0.00	0	0.00	0	0.00
41.	Kotak Mahindra	0	0.00	0	0.00	0	0.00
G	Total Private Bank	436	1016.09	127	446.19	563	1462.28
H	Total All Bank (F+G)	36287	80672.23	4254	12344.10	40541	93016.33

**FINANCIAL INCLUSION - PROVIDING BANKING SERVICES UNDER
ATAL ADARSH GRAM YOJNA & VILLAGES HAVING POPULATION MORE THAN 2000
PROGRESS AS ON **31ST DEC. 2011****

FROM 01.04.2011 TO 31.12.2011

(₹ in Lacs)

S. No.	Name of the Bank	No of Villages planned to be covered for providing banking services during 2010-11		
		Under AAGY	Villages population >2000	Villages population >1000 & <2000
1.	State Bank of India	100	62	184
2.	Punjab National Bank	31	70	142
3.	Bank of Baroda	14	24	83
A	Total Lead Banks	145	156	409
4.	Oriental Bank of Comm.	6	12	24
5.	Union Bank of India	2	4	19
6.	Canara Bank	6	7	13
7.	Central Bank of India	3	1	5
8.	Punjab & Sind Bank	1	5	11
9.	Allahabad Bank	3	11	11
10.	UCO Bank	4	0	8
11.	Indian Overseas Bank	1	5	10
12.	State Bank of Patiala	0	0	8
13.	Bank of India	0	1	2
14.	Syndicate Bank	0	0	4
15.	Vijaya Bank	0	0	1
16.	Corporation Bank	0	0	0
17.	Andhra Bank	0	0	1
18.	Indian Bank	1	0	3
19.	United Bank of India	0	0	0
20.	State Bank of B & J	0	0	0
21.	Bank of Maharashtra	0	0	0
22.	Dena Bank	0	0	0
23.	IDBI Bank	0	0	1
B	Total Non-Lead Banks	27	46	121
C	Total N. Banks (A+B)	172	202	530
24.	Nainital Almora K.G.B.	18	3	61
25.	Uttaranchal G.B.	35	10	65
26.	U. P. Gramin Bank	0	0	0
D	Total R.R.B.	53	13	126
27.	Co-operative Bank	29	0	58
E	Total Cooperative	29	0	58
F	Total (C+D+E)	254	215	714
28.	Nainital Bank	5	11	27
29.	Axis Bank	0	0	0
30.	ICICI Bank	0	0	1
31.	HDFC Bank	0	0	1
32.	The J & K Bank Ltd.	0	0	0
33.	Fedral Bank Ltd.	0	0	0
34.	IndusInd Bank	0	0	0
35.	The Karnataka Bank Ltd.	0	0	0
36.	Kurmanchal Sehkari Bank	0	0	0
37.	The South Indian Bank Ltd	0	0	0
38.	ING Vasya	0	0	0
39.	Standard Chartered Bank	0	0	0
40.	YES Bank	0	0	0
41.	Kotak Mahindra	0	0	0
G	Total Private Bank	5	11	29
H	Total All Bank (F+G)	259	226	743

(₹ in Lacs)

S. No.	Name of the Bank	No of Villages covered for providing banking services					
		Atal Adarsh Gram Yojana		Villages population >2000		Villages population >1000 & <2000	
		During the Quarter	Upto the Quarter	During the Quarter	Upto the Quarter	During the Quarter	Upto the Quarter
1.	State Bank of India	0	46	6	62	10	10
2.	Punjab National Bank	0	7	38	38	13	13
3.	Bank of Baroda	0	1	0	24	1	1
A	Total Lead Banks	0	54	44	124	24	24
4.	Oriental Bank of Comm.	4	7	7	7	0	0
5.	Union Bank of India	0	0	1	3	0	0
6.	Canara Bank	0	5	0	6	1	1
7.	Central Bank of India	0	1	0	1	0	0
8.	Punjab & Sind Bank	0	0	0	5	1	1
9.	Allahabad Bank	0	1	11	11	0	0
10.	UCO Bank	0	0	0	0	0	0
11.	Indian Overseas Bank	0	0	5	5	0	0
12.	State Bank of Patiala	0	0	0	0	0	0
13.	Bank of India	0	0	0	1	0	0
14.	Syndicate Bank	0	0	0	0	0	0
15.	Vijaya Bank	0	0	0	0	0	0
16.	Corporation Bank	0	0	0	0	0	0
17.	Andhra Bank	0	0	0	0	0	0
18.	Indian Bank	0	0	0	0	0	0
19.	United Bank of India	0	0	0	0	0	0
20.	State Bank of B & J	0	0	0	0	0	0
21.	Bank of Maharashtra	0	0	0	0	0	0
22.	Dena Bank	0	0	0	0	0	0
23.	IDBI Bank	0	0	0	0	0	0
B	Total Non-Lead Banks	4	14	24	39	2	2
C	Total N. Banks (A+B)	4	68	68	163	26	26
24.	Nainital Almora K.G.B.	0	7	3	3	0	0
25.	Uttaranchal G.B.	3	8	3	9	0	1
26.	U. P. Gramin Bank	0	0	0	0	0	0
D	Total R.R.B.	3	15	6	12	0	1
27.	Co-operative Bank	0	24	0	0	0	1
E	Total Cooperative	0	24	0	0	0	1
F	Total (C+D+E)	7	107	74	175	26	28
28.	Nainital Bank	0	1	0	11	0	0
29.	Axis Bank	0	0	0	0	0	0
30.	ICICI Bank	0	0	0	0	0	0
31.	HDFC Bank	0	0	0	0	0	0
32.	The J & K Bank Ltd.	0	0	0	0	0	0
33.	Fedral Bank Ltd.	0	0	0	0	0	0
34.	IndusInd Bank	0	0	0	0	0	0
35.	The Karnataka Bank Ltd.	0	0	0	0	0	0
36.	Kurmanchal Sehkari Bank	0	0	0	0	0	0
37.	The South Indian Bank Ltd	0	0	0	0	0	0
38.	ING Vasya	0	0	0	0	0	0
39.	Standard Chartered Bank	0	0	0	0	0	0
40.	YES Bank	0	0	0	0	0	0
41.	Kotak Mahindra	0	0	0	0	0	0
G	Total Private Bank	0	1	0	11	0	0
H	Total All Bank (F+G)	7	108	74	186	26	28

**TECHNOLOGY BASED INFORMATION
AS ON 31ST DEC. 2011**

FROM 01.04.2011 TO 31.12.2011

S. No.	Name of the Bank	Branches		ATM's		Business Correspondents		Point Of Sales	
		Branches opened during the quarter	Total No. of Brs.	ATMs installed during the quarter	Total No. of ATMs	Appointed During the quarter	Total No. of BC	Installed during the quarter	Total No. of POS
1.	State Bank of India	2	357	3	346	4	52	2	99
2.	Punjab National Bank	10	188	12	175	9	28	17	66
3.	Bank of Baroda	4	76	2	17	10	22	29	30
A	Total Lead Banks	16	621	17	538	23	102	48	195
4.	Oriental Bank of Comm.	2	62	2	27	1	2	0	0
5.	Union Bank of India	4	52	12	62	0	3	2	25
6.	Canara Bank	2	40	4	16	0	5	0	5
7.	Central Bank of India	3	31	1	8	2	0	0	0
8.	Punjab & Sind Bank	0	27	0	0	0	5	0	0
9.	Allahabad Bank	1	29	0	5	10	10	0	0
10.	UCO Bank	0	24	0	10	0	0	0	0
11.	Indian Overseas Bank	9	27	5	20	0	5	0	0
12.	State Bank of Patiala	0	19	0	0	0	0	0	0
13.	Bank of India	0	25	1	4	0	1	0	0
14.	Syndicate Bank	0	18	0	0	0	0	0	0
15.	Vijaya Bank	0	4	0	0	0	0	0	0
16.	Corporation Bank	0	7	0	7	0	0	0	0
17.	Andhra Bank	0	6	0	0	0	0	0	0
18.	Indian Bank	0	9	0	0	0	0	0	0
19.	United Bank of India	0	5	0	0	0	0	0	0
20.	State Bank of B & J	0	2	0	0	0	0	0	0
21.	Bank of Maharashtra	0	3	0	0	0	0	0	0
22.	Dena Bank	0	11	0	9	0	0	0	0
23.	IDBI Bank	0	12	0	0	0	0	0	0
B	Total Non-Lead Banks	21	413	25	168	13	31	2	30
C	Total N. Banks (A+B)	37	1034	42	706	36	133	50	225
24.	Nainital Almora K.G.B.	0	61	0	0	0	0	0	0
25.	Uttaranchal G.B.	8	150	0	0	20	7	8	16
26.	U. P. Gramin Bank	0	1	0	0	0	0	0	0
D	Total R.R.B.	8	212	0	0	20	7	8	16
27.	Co-operative Bank	0	230	0	0	0	0	0	0
E	Total Cooperative	0	230	0	0	0	0	0	0
F	Total (C+D+E)	45	1476	42	706	56	140	58	241
28.	Nainital Bank	0	59	0	0	0	11	0	0
29.	Axis Bank	0	11	0	0	0	0	0	0
30.	ICICI Bank	0	22	0	0	0	0	0	0
31.	HDFC Bank	0	16	3	54	0	0	0	0
32.	The J & K Bank Ltd.	0	1	0	0	0	0	0	0
33.	Fedral Bank Ltd.	0	1	0	0	0	0	0	0
34.	IndusInd Bank	0	1	0	0	0	0	0	0
35.	The Karnataka Bank Ltd.	0	2	0	1	0	0	1	1
36.	Kurmanchal Sehkari Bank	0	23	0	0	0	0	0	0
37.	The South Indian Bank Ltd	0	1	0	0	0	0	0	0
38.	ING Vasya	0	2	0	0	0	0	0	0
39.	Standard Chartered Bank	0	1	0	0	0	0	0	0
40.	YES Bank	0	3	0	0	0	0	0	0
41.	Kotak Mahindra	0	2	0	0	0	0	0	0
G	Total Private Bank	0	145	3	55	0	11	1	1
H	Total All Bank (F+G)	45	1621	45	761	56	151	59	242

Contd.

S. No.	Name of the Bank	Information Kiosks		Business correspondents		Business Facilitators		SME Branch	
		Established during the quarter	Total No. of Kiosks	A/c opened during the quarter	Total No. of Account	Appointed During the quarter	Total No. of BF	SME Brs. Opened During the quarter	Total No. of SME Branches
1.	State Bank of India	2	9	2344	9914	0	160	0	7
2.	Punjab National Bank	0	0	111	2975	18	13	0	1
3.	Bank of Baroda	0	0	499	2359	3	3	1	2
A	Total Lead Banks	2	9	2954	15248	21	176	1	10
4.	Oriental Bank of Comm.	0	0	0	1244	0	0	0	0
5.	Union Bank of India	0	0	0	3471	0	9	0	5
6.	Canara Bank	0	0	15	1985	0	5	0	0
7.	Central Bank of India	0	0	0	350	0	0	1	1
8.	Punjab & Sind Bank	0	0	0	1011	0	0	0	0
9.	Allahabad Bank	0	0	258	2651	0	0	0	0
10.	UCO Bank	0	0	0	0	0	0	0	0
11.	Indian Overseas Bank	0	0	2463	5178	0	0	0	0
12.	State Bank of Patiala	0	0	0	0	0	0	0	0
13.	Bank of India	0	0	357	979	0	0	0	0
14.	Syndicate Bank	0	0	0	0	0	0	0	0
15.	Vijaya Bank	0	0	0	0	0	0	0	0
16.	Corporation Bank	0	0	0	0	0	0	0	0
17.	Andhra Bank	0	0	0	0	0	0	0	0
18.	Indian Bank	0	0	0	0	0	0	0	0
19.	United Bank of India	0	0	0	0	0	0	0	0
20.	State Bank of B & J	0	0	0	0	0	0	0	0
21.	Bank of Maharashtra	0	0	0	0	0	0	0	0
22.	Dena Bank	0	0	0	0	0	0	0	0
23.	IDBI Bank	0	0	0	0	0	0	0	0
B	Total Non-Lead Banks	0	0	3093	16869	0	14	1	6
C	Total N. Banks (A+B)	2	9	6047	32117	21	190	2	16
24.	Nainital Almora K.G.B.	0	0	0	428	0	0	0	0
25.	Uttaranchal G.B.	0	0	207	1117	26	50	0	1
26.	U. P. Gramin Bank	0	0	0	0	0	0	0	0
D	Total R.R.B.	0	0	207	1545	26	50	0	1
27.	Co-operative Bank	0	0	0	0	0	0	0	0
E	Total Cooperative	0	0	0	0	0	0	0	0
F	Total (C+D+E)	2	9	6254	33662	47	240	2	17
28.	Nainital Bank	0	0	0	5390	0	0	0	0
29.	Axis Bank	0	0	0	0	0	0	0	0
30.	ICICI Bank	0	0	0	0	0	0	0	0
31.	HDFC Bank	0	0	0	0	0	0	0	0
32.	The J & K Bank Ltd.	0	0	0	0	0	0	0	0
33.	Fedral Bank Ltd.	0	0	0	0	0	0	0	0
34.	IndusInd Bank	0	0	0	0	0	0	0	0
35.	The Karnataka Bank Ltd.	0	0	0	0	0	0	0	0
36.	Kurmanchal Sehkari Bank	0	0	0	0	0	0	0	0
37.	The South Indian Bank Ltd	0	0	0	0	0	0	0	0
38.	ING Vasya	0	0	0	0	0	0	0	0
39.	Standard Chartered Bank	0	0	0	0	0	0	0	0
40.	YES Bank	0	0	0	0	0	0	0	0
41.	Kotak Mahindra	0	0	0	0	0	0	0	0
G	Total Private Bank	0	0	0	5390	0	0	0	0
H	Total All Bank (F+G)	2	9	6254	39052	47	240	2	17

**FINANCIAL INCLUSION - NO - FRILL ACCOUNTS
PROGRESS AS ON **31ST DEC. 2011****

FROM 01.04.2011 TO 31.12.2011

(₹ in Lacs)

S. No.	Name of the Bank	As on March 2011		A/c Opened (April 11 to Dec. 2011)		Balances (as on 31.12.2011)	
		No.	Amt.	No.	Amt.	No.	Amt.
1.	State Bank of India	289981	1323.09	17231	272.34	307212	1595.43
2.	Punjab National Bank	166934	23457.53	7118	302.54	174052	23760.07
3.	Bank of Baroda	8331	8.42	2059	73.72	10390	82.14
A	Total Lead Banks	465246	24789.04	26408	648.60	491654	25437.64
4.	Oriental Bank of Comm.	29130	863.05	917	0.00	30047	863.05
5.	Union Bank of India	14021	363.72	1371	16.32	15392	380.04
6.	Canara Bank	13468	379.82	835	0.00	14303	379.82
7.	Central Bank of India	4183	35.80	2587	1.56	6770	37.36
8.	Punjab & Sind Bank	3291	9.14	488	4.23	3779	13.37
9.	Allahabad Bank	12391	97.65	547	1.68	12938	99.33
10.	UCO Bank	13120	246.24	684	156.00	13804	402.24
11.	Indian Overseas Bank	15591	47.46	2090	32.00	17681	79.46
12.	State Bank of Patiala	699	11.13	213	3.00	912	14.13
13.	Bank of India	4320	10.73	580	19.13	4900	29.86
14.	Syndicate Bank	11820	1154.49	183	96.95	12003	1251.44
15.	Vijaya Bank	319	4.69	0	0.00	319	4.69
16.	Corporation Bank	0	0.00	139	0.17	139	0.17
17.	Andhra Bank	572	7.52	0	0.00	572	7.52
18.	Indian Bank	4	0.01	0	0.00	4	0.01
19.	United Bank of India	515	0.00	0	0.00	515	0.00
20.	State Bank of B & J	0	0.00	0	0.00	0	0.00
21.	Bank of Maharashtra	162	7.14	0	0.00	162	7.14
22.	Dena Bank	416	49.10	1574	10.94	1990	60.04
23.	IDBI Bank	109	2.40	82	0.50	191	2.90
B	Total Non-Lead Banks	124131	3290.10	12290	342.48	136421	3632.58
C	Total N. Banks (A + B)	589377	28079.13	38698	991.08	628075	29070.21
24.	Nainital Almora K.G.B.	42151	15.45	828	1.68	42979	17.13
25.	Uttaranchal G.B.	87052	717.12	9760	155.09	96812	872.21
26.	U. P. Gramin Bank	1053	0.91	250	0.24	1303	1.15
D	Total R.R.B.	130256	733.48	10838	157.01	141094	890.49
27.	Co-operative Bank	42663	1951.11	143	8.26	42806	1959.37
E	Total Cooperative	42663	1951.11	143	8.26	42806	1959.37
F	Total (C+D+E)	762296	30763.72	49679	1156.34	811975	31920.07
28.	Nainital Bank	7932	33.70	5231	58.68	13163	92.38
29.	Axis Bank	0	0.00	0	0.00	0	0.00
30.	ICICI Bank	374	4.70	356	4.00	730	8.70
31.	HDFC Bank	2739	28.00	666	4.77	3405	32.77
32.	The J & K Bank Ltd.	746	8.82	50	2.00	796	10.82
33.	Fedral Bank Ltd.	120	0.64	0	0.00	120	0.64
34.	IndusInd Bank	0	0.00	25	0.89	25	0.89
35.	The Karnataka Bank Ltd.	0	0.40	10	0.07	10	0.47
36.	Kurmanchal Sehkari Bank	69	2.17	0	0.00	69	2.17
37.	The South Indian Bank Ltd	97	0.59	4	0.27	101	0.86
38.	ING Vasya	45	0.45	0	0.00	45	0.45
39.	Standard Chartered Bank	0	0.00	0	0.00	0	0.00
40.	YES Bank	0	0.00	0	0.00	0	0.00
41.	Kotak Mahindra	0	0.00	0	0.00	0	0.00
G	Total Private Bank	12122	79.47	6342	70.68	18464	150.15
H	Total All Bank (F+G)	774418	30843.19	56021	1227.03	830439	32070.22

**GENERAL PURPOSE CREDIT CARD (G.P.C.C.)
PROGRESS AS ON **31ST DEC. 2011****

FROM 01.04.2011 TO 31.12.2011

(₹ in Lacs)

S. No.	Name of the Bank	Received		Sanctioned		Loan Sanctioned to SC beneficiaries	
		No.	Amt.	No.	Amt.	No.	Amt.
1.	State Bank of India	100	23.55	98	23.55	54	12.25
2.	Punjab National Bank	298	67.73	298	67.73	81	19.75
3.	Bank of Baroda	306	58.33	306	58.33	0	0.00
A	Total Lead Banks	704	149.61	702	149.61	135	32.00
4.	Oriental Bank of Comm.	76	18.21	76	18.21	7	1.75
5.	Union Bank of India	11	2.75	8	2.00	0	0.00
6.	Canara Bank	0	0.00	0	0.00	0	0.00
7.	Central Bank of India	0	0.00	0	0.00	0	0.00
8.	Punjab & Sind Bank	0	0.00	0	0.00	0	0.00
9.	Allahabad Bank	73	17.36	73	17.36	32	8.00
10.	UCO Bank	15	6.00	15	6.00	10	4.00
11.	Indian Overseas Bank	0	0.00	0	0.00	0	0.00
12.	State Bank of Patiala	0	0.00	0	0.00	0	0.00
13.	Bank of India	0	0.00	0	0.00	0	0.00
14.	Syndicate Bank	0	0.00	8	2.00	2	0.50
15.	Vijaya Bank	0	0.00	0	0.00	0	0.00
16.	Corporation Bank	0	0.00	0	0.00	0	0.00
17.	Andhra Bank	0	0.00	0	0.00	0	0.00
18.	Indian Bank	0	0.00	0	0.00	0	0.00
19.	United Bank of India	0	0.00	0	0.00	0	0.00
20.	State Bank of B & J	0	0.00	0	0.00	0	0.00
21.	Bank of Maharashtra	0	0.00	0	0.00	0	0.00
22.	Dena Bank	0	0.00	0	0.00	0	0.00
23.	IDBI Bank	0	0.00	0	0.00	0	0.00
B	Total Non-Lead Banks	175	44.32	180	45.57	51	14.25
C	Total N. Banks (A + B)	879	193.93	882	195.18	186	46.25
24.	Nainital Almora K.G.B.	7	1.70	7	1.70	0	0.00
25.	Uttaranchal G.B.	133	32.15	133	32.15	1	0.25
26.	U. P. Gramin Bank	0	0.00	0	0.00	0	0.00
D	Total R.R.B.	140	33.85	140	33.85	1	0.25
27.	Co-operative Bank	0	0.00	0	0.00	0	0.00
E	Total Cooperative	0	0.00	0	0.00	0	0.00
F	Total (C+D+E)	1019	227.78	1022	229.03	187	46.50
28.	Nainital Bank	56	16.50	56	16.50	10	3.00
29.	Axis Bank	0	0.00	0	0.00	0	0.00
30.	ICICI Bank	0	0.00	0	0.00	0	0.00
31.	HDFC Bank	54	0.47	54	0.47	0	0.00
32.	The J & K Bank Ltd.	0	0.00	0	0.00	0	0.00
33.	Fedral Bank Ltd.	0	0.00	0	0.00	0	0.00
34.	IndusInd Bank	0	0.00	0	0.00	0	0.00
35.	The Karnataka Bank Ltd.	0	0.00	0	0.00	0	0.00
36.	Kurmanchal Sehkari Bank	0	0.00	0	0.00	0	0.00
37.	The South Indian Bank Ltd	0	0.00	0	0.00	0	0.00
38.	ING Vasya	0	0.00	0	0.00	0	0.00
39.	Standard Chartered Bank	0	0.00	0	0.00	0	0.00
40.	YES Bank	0	0.00	0	0.00	0	0.00
41.	Kotak Mahindra	0	0.00	0	0.00	0	0.00
G	Total Private Bank	110	16.97	110	16.97	10	3.00
H	Total All Bank (F+G)	1129	244.75	1132	246.00	197	49.50

Contd.

(₹ in Lacs)

S. No.	Name of the Bank	Loan Sanctioned to ST beneficiaries		Disbursed		Outstanding	
		No.	Amt.	No.	Amt.	No.	Amt.
1.	State Bank of India	22	3.50	98	23.55	288	49.67
2.	Punjab National Bank	7	1.75	261	64.96	723	171.84
3.	Bank of Baroda	0	0.00	306	58.33	306	58.33
A	Total Lead Banks	29	5.25	665	146.84	1317	279.84
4.	Oriental Bank of Comm.	5	1.25	75	17.96	413	79.70
5.	Union Bank of India	0	0.00	0	0.00	11	2.22
6.	Canara Bank	0	0.00	0	0.00	344	64.19
7.	Central Bank of India	0	0.00	0	0.00	0	0.00
8.	Punjab & Sind Bank	0	0.00	0	0.00	0	0.00
9.	Allahabad Bank	13	3.25	73	17.36	523	115.22
10.	UCO Bank	5	2.00	15	6.00	15	5.97
11.	Indian Overseas Bank	0	0.00	0	0.00	0	0.00
12.	State Bank of Patiala	0	0.00	0	0.00	0	0.00
13.	Bank of India	0	0.00	0	0.00	0	0.00
14.	Syndicate Bank	0	0.00	8	2.00	8	1.52
15.	Vijaya Bank	0	0.00	0	0.00	0	0.00
16.	Corporation Bank	0	0.00	0	0.00	0	0.00
17.	Andhra Bank	0	0.00	0	0.00	0	0.00
18.	Indian Bank	0	0.00	0	0.00	0	0.00
19.	United Bank of India	0	0.00	0	0.00	0	0.00
20.	State Bank of B & J	0	0.00	0	0.00	0	0.00
21.	Bank of Maharashtra	0	0.00	0	0.00	0	0.00
22.	Dena Bank	0	0.00	0	0.00	0	0.00
23.	IDBI Bank	0	0.00	0	0.00	0	0.00
B	Total Non-Lead Banks	23	6.50	171	43.32	1314	268.82
C	Total N. Banks (A + B)	52	11.75	836	190.16	2631	548.66
24.	Nainital Almora K.G.B.	0	0.00	7	1.70	84	15.06
25.	Uttaranchal G.B.	1	0.25	133	32.15	1345	327.92
26.	U. P. Gramin Bank	0	0.00	0	0.00	3	0.07
D	Total R.R.B.	1	0.25	140	33.85	1432	343.05
27.	Co-operative Bank	0	0.00	0	0.00	0	0.00
E	Total Cooperative	0	0.00	0	0.00	0	0.00
F	Total (C+D+E)	53	12.00	976	224.01	4063	891.71
28.	Nainital Bank	6	2.00	56	16.50	348	81.45
29.	Axis Bank	0	0.00	0	0.00	0	0.00
30.	ICICI Bank	0	0.00	0	0.00	0	0.00
31.	HDFC Bank	0	0.00	54	0.47	448	11.33
32.	The J & K Bank Ltd.	0	0.00	0	0.00	0	0.00
33.	Fedral Bank Ltd.	0	0.00	0	0.00	0	0.00
34.	IndusInd Bank	0	0.00	0	0.00	0	0.00
35.	The Karnataka Bank Ltd.	0	0.00	0	0.00	0	0.00
36.	Kurmanchal Sehkari Bank	0	0.00	0	0.00	0	0.00
37.	The South Indian Bank Ltd	0	0.00	0	0.00	0	0.00
38.	ING Vasya	0	0.00	0	0.00	0	0.00
39.	Standard Chartered Bank	0	0.00	0	0.00	0	0.00
40.	YES Bank	0	0.00	0	0.00	0	0.00
41.	Kotak Mahindra	0	0.00	0	0.00	0	0.00
G	Total Private Bank	6	2.00	110	16.97	796	92.78
H	Total All Bank (F+G)	59	14.00	1086	240.98	4859	984.49

**DETAILS OF SEGMENTWISE DEPOSIT ACCOUNTS
PROGRESS AS ON 31ST DEC. 2011**

(₹ in Lacs)

S. No.	Name of the Bank	Deposits							
		Saving Banks		Current Accounts		Term Deposits		Total Deposits	
		No.	Amt.	No.	Amt.	No.	Amt.	No.	Amt.
1.	State Bank of India	1107626	339162.48	12653	23422.68	285607	309410.73	1405886	671995.89
2.	Punjab National Bank	1141639	435442.60	155635	59291.57	494304	462080.05	1791578	956814.22
3.	Bank of Baroda	0	117263.85	0	28562.31	0	168883.64	0	314709.80
A	Total Lead Banks	2249265	891868.93	168288	111276.56	779911	940374.42	3197464	1943519.91
4.	Oriental Bank of Comm.	0	70033.33	0	15323.34	0	149867.38	0	235224.05
5.	Union Bank of India	229085	75252.26	6733	12230.14	74814	181364.50	310632	268846.90
6.	Canara Bank	167694	36384.35	9878	5126.12	0	0.00	177572	41510.47
7.	Central Bank of India	0	40573.00	0	5953.12	0	51246.93	0	97773.05
8.	Punjab & Sind Bank	116740	45861.00	8635	6965.00	59624	23078.00	184999	75904.00
9.	Allahabad Bank	141642	45189.81	3862	7278.81	84841	42826.93	230345	95295.55
10.	UCO Bank	77155	24644.00	3801	3081.00	33558	31809.00	114514	59534.00
11.	Indian Overseas Bank	0	0.00	0	0.00	0	0.00	0	0.00
12.	State Bank of Patiala	3885	1654.16	169	339.90	7243	12855.66	11297	14849.72
13.	Bank of India	86133	20087.38	1891	2898.51	23908	27092.98	111932	50078.87
14.	Syndicate Bank	53656	173.81	4657	83.12	22823	243.19	81136	500.12
15.	Vijaya Bank	14406	3999.59	1841	978.31	6755	6755.50	23002	11733.40
16.	Corporation Bank	20816	3046.42	14704	1888.84	8901	7038.94	44421	11974.20
17.	Andhra Bank	12700	2558.03	965	861.62	4984	6968.47	18649	10388.12
18.	Indian Bank	0	0.00	0	0.00	0	0.00	0	0.00
19.	United Bank of India	7994	1791.00	917	461.00	5590	5207.00	14501	7459.00
20.	State Bank of B & J	3063	1199.97	171	227.31	3907	5018.72	7141	6446.00
21.	Bank of Maharashtra	0	0.00	0	0.00	0	0.00	0	0.00
22.	Dena Bank	0	0.00	0	0.00	0	0.00	0	0.00
23.	IDBI Bank	53808	13509.50	2537	4342.32	15656	95286.79	72001	113138.61
B	Total Non-Lead Banks	988777	385957.61	60761	68038.46	352604	646659.99	1402142	1100656.06
C	Total N. Banks (A+B)	3238042	1277826.54	229049	179315.02	1132515	1587034.41	4599606	3044175.97
24.	Nainital Almora K.G.B.	221494	36341.00	1930	1698.51	71663	30466.73	295087	68506.24
25.	Uttaranchal G.B.	381150	55630.68	9273	2793.61	100239	48273.29	490662	106697.58
26.	U. P. Gramin Bank	4149	493.46	67	28.62	224	133.27	4440	655.34
D	Total R.R.B.	606793	92465.14	11270	4520.74	172126	78873.29	790189	175859.17
27.	Co-operative Bank	332461	83163.16	19105	5837.42	102685	57797.94	454251	146798.52
E	Total Cooperative	332461	83163.16	19105	5837.42	102685	57797.94	454251	146798.52
F	Total (C+D+E)	4177296	1453454.84	259424	189673.18	1407326	1723705.64	5844046	3366833.66
28.	Nainital Bank	44926	47898.98	5124	4775.79	17617	56144.16	67667	108818.93
29.	Axis Bank	0	379.94	0	113.01	0	245.08	0	738.03
30.	ICICI Bank	0	0.00	0	0.00	0	0.00	0	0.00
31.	HDFC Bank	0	29074.67	0	12179.08	0	43842.13	0	85095.89
32.	The J & K Bank Ltd.	1902	248.74	176	139.93	388	1841.05	2466	2229.72
33.	Fedral Bank Ltd.	98	29.31	18	5.74	113	512.23	229	547.28
34.	IndusInd Bank	0	0.00	0	0.00	0	0.00	0	0.00
35.	The Karnataka Bank Ltd.	5073	752.13	160	79.13	4892	5630.86	10125	6462.12
36.	Kurmanchal Sehkari Bank	0	0.00	0	0.00	0	0.00	0	0.00
37.	The South Indian Bank Ltd	468	32.26	18	18.08	354	1257.00	840	1307.34
38.	ING Vasya	0	0.00	0	0.00	0	0.00	0	0.00
39.	Standard Chartered Bank	0	0.00	0	0.00	0	0.00	0	0.00
40.	YES Bank	0	0.00	0	0.00	0	0.00	0	0.00
41.	Kotak Mahindra	510	49.00	18	6.97	1318	1651.00	1846	1706.97
G	Total Private Bank	52977	78465.03	5514	17317.73	24682	111123.51	83173	206906.28
H	Total All Bank (F+G)	4230273	1531919.87	264938	206990.92	1432008	1834829.15	5927219	3573739.94

@ Oil deposit and SRF not include

Districts Figures have been collated from the figures/returns submitted by the concerned LDMs and are at variance with the data submitted by banks. This is mainly on account of non submission/inaccurate submission of the data by some banks to the LDMs.

**CREDIT DEPOSIT RATIO OF ALL DISTRICTS
AS ON 31ST DEC. 2011**

(₹ in Crores)

S. No.	Name of the District	No. of Br.	Total Deposit	Total Advances	C:D Ratio	Investment	Adv+ Inv	C+I:D Ratio	Total Agri.	SSI	Serv.	Others	Total \$ PSA	Adv. to W/S	DIR Adv.
1	2	3	4	5	6	7	8	9	10	11	12	13	14	15	16
1.	Dehradun	319	18531	5435	29	0	5435	29	528	477	1087	700	2792	948	9.12
2.	Uttarkashi	50	817	282	34	0	282	34	96	17	164	45	322	139	1.20
3.	Hardwar	195	10286	5105	50	0	5105	50	1560	852	857	463	3732	999	7.10
4.	Tehri	104	1869	524	28	0	524	28	219	97	374	68	758	120	1.17
5.	Pauri	160	3129	788	25	0	788	25	152	68	282	96	597	105	1.06
6.	Chamoli	123	1558	471	58	0	471	30	64	78	157	26	326	66	0.60
7.	Rudra Prayag	44	686	203	30	0	203	30	23	19	86	26	154	65	0.48
	TOTAL G.M.	995	36877	12809	35	0	12809	35	2643	1608	3007	1424	8682	2442	20.73
8.	Almora	109	2616	602	23	0	602	23	121	21	221	124	487	163	4.42
9.	Bageshwar	34	738	259	35	0	259	35	41	18	50	24	134	41	1.10
10.	Pithoragarh	84	1635	530	32	0	530	32	114	38	216	103	471	183	2.80
11.	Champawat	39	700	201	29	0	201	29	52	50	73	21	196	84	0.88
12.	Nainital	148	5178	1851	36	0	1851	36	351	384	578	319	1632	298	3.34
13.	U.S. Nagar	198	5355	4937	92	0	4937	92	2363	1167	777	423	4730	734	6.73
	TOTAL K.M.	612	16221	8380	52	0	8380	52	3042	1678	1915	1014	7649	1502	19.27
	G. TOTAL	1607	53098	21189	40	0	21189	40	5685	3286	4922	2439	16332	3944	40.00
	RIDF & SIDBI	0	0	0	0	0	0	0	0	0	0	0	0	0	0.00
	G.Total + RIDF	1607	53098	21189	40	0	21189	40	5685	3286	4922	2439	16332	3944	40.00

District wise C:D ratio differs with state C:D ratio, due to inclusion of outside state advances : ₹ 4898.00 and RIDF : ₹ 1589.00.

SLBC - 1(a)

Contd.

(₹ in Crores)

S. No.	Name of the District	Total No. of Branches					Pend Lic		Deposits				
		R	SU	U	M	TOTAL	<6	>6	R	SU	U	Total	
												No.	Amt.
1.	Dehradun	64	74	181	0	319	0	0	8107	8390	2034	230897	18531
2.	Uttarkashi	39	7	0	4	50	0	0	393	301	124	146982	817
3.	Hardwar	65	60	70	0	195	1	0	2170	4354	3763	997305	10286
4.	Tehri	74	30	0	0	104	0	0	1185	684	0	611054	1869
5.	Pauri	104	56	0	0	160	0	0	1582	1547	0	605187	3129
6.	Chamoli	104	19	0	0	123	27	0	1050	509	0	104555	1558
7.	Rudra Prayag	44	0	0	0	44	0	0	686	0	0	207411	686
	TOTAL Garhwal Mandal	494	246	251	4	995	28	0	15172	15784	5920	2903391	36877
8.	Almora	75	34	0	0	109	0	0	1364	1252	0	668249	2616
9.	Bageshwar	33	1	0	0	34	0	0	683	55	0	193701	738
10.	Pithoragarh	65	19	0	0	84	0	0	1019	616	0	510759	1635
11.	Champawat	31	8	0	0	39	0	0	700	0	0	180907	700
12.	Nainital	58	58	32	0	148	1	0	1325	1742	2111	662631	5178
13.	U.S. Nagar	74	124	0	0	198	0	0	1188	3644	522	1089993	5355
	TOTAL Kumaon Mandal	336	244	32	0	612	1	0	6279	7308	2634	3306240	16221
	GRAND TOTAL	830	490	283	4	1607	29	0	21451	23092	8554	6209631	53098
	RIDF	0	0	0	0	0	0	0	0	0	0	0	0
	G.Total + RIDF	830	490	283	4	1607	29	0	21451	23092	8554	6209631	53098

SLBC - 1(b)

Contd.
(Nos. in Thousand)
(₹ in Crores)

S. No.	Name of the District	Advances														
		From Within State					From Outside State					TOTAL				
		R	S U	U	Total		R	S U	U	Total		R	S U	U	Total	
					No.	Amt.				No.	Amt.				No.	Amt.
1.	Dehradun	1052	1272	3111	17151	5435	0	0	0	0	0	1052	1272	3111	17151	5435
2.	Uttarkashi	199	56	27	22422	282	0	0	0	0	0	199	56	27	22422	282
3.	Hardwar	1341	1529	2235	143278	5105	0	0	0	0	0	1341	1529	2235	143278	5105
4.	Tehri	326	198	0	161923	524	0	0	0	0	0	326	198	0	161923	524
5.	Pauri	294	495	0	63881	788	0	0	0	0	0	294	495	0	63881	788
6.	Chamoli	182	289	0	700	471	0	0	0	0	0	182	289	0	700	471
7.	Rudra Prayag	203	0	0	31084	203	0	0	0	0	0	203	0	0	31084	203
	TOTAL G.M.	3597	3839	5373	440439	12809	0	0	0	0	0	3597	3839	5373	440439	12809
8.	Almora	336	266	0	54754	602	0	0	0	0	0	336	266	0	54754	602
9.	Bageshwar	259	0	0	13291	259	0	0	0	0	0	259	0	0	13291	259
10.	Pithoragarh	314	216	0	71890	530	0	0	0	0	0	314	216	0	71890	530
11.	Champawat	201	0	0	23422	201	0	0	0	0	0	201	0	0	23422	201
12.	Nainital	411	566	874	48821	1851	0	0	0	0	0	411	566	874	48821	1851
13.	U.S. Nagar	2713	1879	345	98595	4937	0	0	0	0	0	2713	1879	345	98595	4937
	TOTAL K.M.	4234	2927	1219	310773	8380	0	0	0	0	0	4234	2927	1219	310773	8380
	G. TOTAL	7831	6766	6592	751212	21189	0	0	0	0	0	7831	6766	6592	751212	21189
	RIDF	0	0	0	0	0	0	0	0	0	0	0	0	0	0	0
	G.Total + RIDF	7831	6766	6592	751212	21189	0	0	0	0	0	7831	6766	6592	751212	21189

SLBC - 1(c)

Contd.
(Nos. in Thousand)
(₹ in Crores)

S. No.	Name of the District	Agriculture (Direct)														
		Crop Loan					Term Loan					TOTAL				
		R	S U	U	Total		R	S U	U	Total		R	S U	U	Total	
					No.	Amt.				No.	Amt.				No.	Amt.
1.	Dehradun	218	25	0	4091	243	119	46	5	6184	170	337	71	5	10275	414
2.	Uttarkashi	23	9	0	4650	32	24	3	0	2076	28	47	13	0	6726	61
3.	Hardwar	376	427	90	63965	893	256	84	80	17352	420	632	512	170	81317	1313
4.	Tehri	66	11	0	27598	76	84	5	0	7167	90	150	16	0	34765	166
5.	Pauri	37	15	0	16448	52	44	37	0	4424	81	81	52	0	20872	133
6.	Chamoli	19	8	0	2871	27	16	10	0	2061	26	36	18	0	4932	54
7.	Rudra Prayag	10	0	0	2082	10	9	0	0	1891	9	19	0	0	3973	19
	TOTAL G.M.	750	495	90	121705	1335	553	187	86	41155	825	1302	681	176	162860	2160
8.	Almora	53	5	0	13231	58	40	3	0	4254	42	92	8	0	17485	100
9.	Bageshwar	16	0	0	2743	16	20	1	0	1728	21	35	1	0	4471	36
10.	Pithoragarh	20	21	16	34820	57	26	9	2	9664	37	46	30	18	44484	94
11.	Champawat	24	9	0	16546	33	8	4	0	2132	13	32	14	0	18678	46
12.	Nainital	111	49	36	11257	196	57	36	16	7252	110	168	85	53	18509	306
13.	U.S. Nagar	620	731	97	84153	1448	206	232	11	15751	449	826	963	108	99904	1897
	TOTAL K.M.	843	815	149	162750	1807	357	286	29	40781	672	1200	1101	178	203531	2479
	G. TOTAL	1592	1310	239	284455	3142	910	472	115	81936	1497	2502	1782	354	366391	4638
	RIDF	0	0	0	0	0	0	0	0	0	0	0	0	0	0	0
	G.Total + RIDF	1592	1310	239	284455	3142	910	472	115	81936	1497	2502	1782	354	366391	4638

SLBC - 1(d)

Contd.
(Nos. in Thousand)
(₹ in Crores)

S. No.	Name of the District	Agriculture														
		Direct					Indirect					TOTAL				
		R	SU	U	Total		R	SU	U	Total		R	SU	U	Total	
					No.	Amt.				No.	Amt.				No.	Amt.
1.	Dehradun	337	71	5	10275	414	1	114	0	510	115	338	185	6	10785	528
2.	Uttarkashi	47	13	0	6726	61	28	5	3	2	36	75	18	3	6728	96
3.	Hardwar	632	512	170	81317	1313	28	219	0	4281	247	660	731	170	85598	1560
4.	Tehri	150	16	0	34765	166	0	53	0	0	53	150	69	0	34765	219
5.	Pauri	81	52	0	20872	133	13	6	0	720	19	94	58	0	21592	152
6.	Chamoli	36	18	0	4932	54	10	0	0	17	10	46	18	0	4949	64
7.	Rudra Prayag	19	0	0	3973	19	4	0	0	9	4	23	0	0	3982	23
	TOTAL G.M.	1302	681	176	162860	2160	83	397	3	5539	484	1385	1079	179	168399	2643
8.	Almora	92	8	0	17485	100	20	0	0	0	20	113	8	0	17485	121
9.	Bageshwar	35	1	0	4471	36	5	0	0	0	5	40	1	0	4471	41
10.	Pithoragarh	46	30	18	44484	94	20	0	0	0	20	67	30	18	44484	114
11.	Champawat	32	14	0	18678	46	7	0	0	0	7	39	14	0	18678	52
12.	Nainital	168	85	53	18509	306	3	9	32	685	45	171	94	85	19194	351
13.	U.S. Nagar	826	963	108	99904	1897	200	266	0	3015	466	1026	1229	108	102919	2363
	TOTAL K.M.	1200	1101	178	203531	2479	256	275	32	3700	563	1455	1376	211	207231	3042
	G. TOTAL	2502	1782	354	366391	4638	338	673	36	9239	1047	2840	2455	390	375630	5685
	RIDF	0	0	0	0	0	0	0	0	0	0	0	0	0	0	0
	G.Total + RIDF	2502	1782	354	366391	4638	338	673	36	9239	1047	2840	2455	390	375630	5685

SLBC - 1(e)

Contd.
(Nos. in Thousand)
(₹ in Crores)

S. No.	Name of the District	INDUSTRIES (MICRO & SMALL)					SERVICES (MICRO & SMALL)				
		R	SU	U	Total		R	SU	U	Total	
					No.	Amt.				No.	Amt.
1.	Dehradun	206	248	24	2249	477	403	349	334	2792	1087
2.	Uttarkashi	14	2	0	801	17	84	59	20	1678	164
3.	Hardwar	152	533	167	2449	852	357	241	259	11727	857
4.	Tehri	42	55	0	3259	97	220	150	4	9434	374
5.	Pauri	44	23	0	1531	68	81	200	0	7191	282
6.	Chamoli	59	19	0	540	78	117	41	0	25368	157
7.	Rudra Prayag	19	0	0	1486	19	86	0	0	10961	86
	TOTAL G.M.	536	880	191	12315	1608	1349	1041	617	69151	3007
8.	Almora	11	9	1	1830	21	59	162	0	15305	221
9.	Bageshwar	16	2	0	1130	18	42	8	0	4948	50
10.	Pithoragarh	22	16	0	3287	38	187	29	0	8626	216
11.	Champawat	37	13	0	2138	50	59	14	0	4818	73
12.	Nainital	36	86	262	1994	384	128	185	265	21037	578
13.	U.S. Nagar	122	990	55	8200	1167	235	500	42	19335	777
	TOTAL K.M.	244	1117	317	18579	1678	710	897	307	74069	1915
	G. TOTAL	780	1997	509	30894	3286	2059	1938	925	143220	4922
	RIDF	0	0	0	0	0	0	0	0	0	0
	G.Total + RIDF	780	1997	509	30894	3286	2059	1938	925	143220	4922

SLBC - 1(f)

Contd.

(₹ in Crores)

S. No.	Name of the District	OTHERS (Housing Loans upto ₹ 20 lacs, Education Loan upto ₹ 10 lacs with in India and upto ₹ 20 lacs abroad)					TOTAL \$ PSA				
		R	SU	U	Total		R	SU	U	Total	
					No.	Amt.				No.	Amt.
1.	Dehradun	3	256	442	2606	700	950	1037	805	18432	2792
2.	Uttarkashi	1	44	0	174	45	174	124	24	9381	322
3.	Hardwar	37	89	337	3082	463	1205	1593	934	102856	3732
4.	Tehri	27	42	0	1151	68	438	316	4	48609	758
5.	Pauri	0	96	0	0	96	220	378	0	30314	597
6.	Chamoli	0	26	0	0	26	222	104	0	30857	326
7.	Rudra Prayag	0	26	0	0	26	128	26	0	16429	154
	TOTAL G.M.	67	579	779	7013	1424	3337	3579	1767	256878	8682
8.	Almora	4	120	0	1552	124	187	299	1	36172	487
9.	Bageshwar	13	11	0	962	24	111	23	0	11511	134
10.	Pithoragarh	35	68	0	5547	103	311	143	18	61944	471
11.	Champawat	14	7	0	1648	21	149	47	0	27282	196
12.	Nainital	41	72	207	8959	319	376	438	819	51184	1632
13.	U.S. Nagar	45	321	56	4492	423	1428	3041	261	134946	4730
	TOTAL K.M.	152	600	262	23160	1014	2562	3990	1098	323039	7649
	G. TOTAL	219	1179	1041	30173	2439	5899	7569	2864	579917	16332
	RIDF	0	0	0	0	0	0	0	0	0	0
	G.Total + RIDF	219	1179	1041	30173	2439	5899	7569	2864	579917	16332

SLBC - 1(g)

Contd.

(₹ in Crores)

S. No.	Name of the District	ADV. TO W/S					DIRADV.					POPULATION-WISE CD RATIO			
		R	SU	U	Total		R	SU	U	Total		R	SU	U	Total
					No.	Amt.				No.	Amt.				
1.	Dehradun	627	309	13	8019	948	9.12	0.00	0.00	0	9.12	13	15	153	29
2.	Uttarkashi	87	35	17	5045	139	1.10	0.10	0.00	184	1.20	51	18	22	34
3.	Hardwar	522	378	99	45100	999	0.94	5.83	0.33	863	7.10	62	35	59	50
4.	Tehri	119	1	0	1738	120	1.17	0.00	0.00	48	1.17	28	29	0	28
5.	Pauri	65	39	0	11378	105	1.03	0.03	0.00	160	1.06	19	32	0	25
6.	Chamoli	63	2	0	2308	66	0.60	0.00	0.00	0	0.60	46	96	0	58
7.	Rudra Prayag	65	0	0	5740	65	0.48	0.00	0.00	104	0.48	30	0	0	30
	TOTAL G.M.	1548	765	129	79328	2442	14.44	5.96	0.33	1359	20.73	24	24	91	35
8.	Almora	149	14	0	9914	163	2.20	2.22	0.00	448	4.42	25	21	0	23
9.	Bageshwar	35	6	0	5193	41	1.10	0.00	0.00	0	1.10	38	0	0	35
10.	Pithoragarh	142	42	0	29876	183	2.72	0.08	0.00	68	2.80	31	35	0	32
11.	Champawat	73	11	0	17565	84	0.73	0.15	0.00	314	0.88	29	0	0	29
12.	Nainital	108	114	76	14792	298	1.68	0.68	0.98	1048	3.34	31	33	41	36
13.	U.S. Nagar	377	339	18	82317	734	1.54	5.19	0.00	780	6.73	228	52	66	92
	TOTAL K.M.	883	525	94	159657	1502	9.97	8.32	0.98	2658	19.27	67	40	46	52
	G. TOTAL	2431	1290	223	238985	3944	24.41	14.28	1.31	4017	40.00	37	29	77	40
	RIDF	0	0	0	0	0	0.00	0.00	0.00	0	0.00	0	0	0	0
	G.Total + RIDF	2431	1290	223	238985	3944	24.41	14.28	1.31	4017	40.00	37	29	77	40

**ANNUAL CREDIT PLAN
SECTOR WISE ACHIEVEMENTS OF ALL BANKS
PRIORITY SECTOR ADVANCE**

FROM 01.04.2011 TO 31.12.2011

(₹ in Lacs)

S. No.	Name of the District	AGRICULTURE					INDUSTRIES				
		Targets		Achievement		%age	Targets		Achievement		%age
		No.	Amt.	No.	Amt.		No.	Amt.	No.	Amt.	
1.	Dehradun	0	17665	1191	13900	79	0	25000	161	16600	66
2.	Uttarkashi	0	4959	10377	3522	71	0	422	80	200	47
3.	Hardwar	0	48608	7438	24706	51	0	20294	321	18511	91
4.	Tehri	0	8128	5631	4184	51	0	847	265	671	79
5.	Pauri	0	5935	6810	2711	46	0	1200	113	1030	86
6.	Chamoli	0	3000	3390	2286	76	0	858	958	688	80
7.	Rudra Prayag	0	1777	1177	1171	66	0	383	27	234	61
	TOTAL Garhwal Mandal	0	90072	36014	52480	58	0	49004	1925	37933	77
8.	Almora	0	5886	12125	3516	60	0	915	220	725	79
9.	Bageshwar	0	2255	4499	1315	58	0	1140	126	950	83
10.	Pithoragarh	0	5846	12797	4177	71	0	1351	328	919	68
11.	Champawat	0	2696	4544	1982	74	0	568	101	528	93
12.	Nainital	0	22097	5860	15437	70	0	14111	287	12638	90
13.	U.S. Nagar	0	158554	67189	137383	87	0	76598	1252	37900	49
	TOTAL Kumaon Mandal	0	197334	107014	163810	83	0	94683	2314	53659	57
	GRAND TOTAL	0	287406	143028	216290	75	0	143687	4239	91593	64

SLBC - 2(a)

Contd.

(₹ in Lacs)

S. No.	Name of the District	SERVICES					TOTAL PSA				
		Targets		Achievement		%age	Targets		Achievement		%age
		No.	Amt.	No.	Amt.		No.	Amt.	No.	Amt.	
1.	Dehradun	0	59508	114	35505	60	0	102173	1466	66005	65
2.	Uttarkashi	0	5170	2607	3782	73	0	10551	13064	7504	71
3.	Hardwar	0	36092	1375	20902	58	0	104994	9134	64119	61
4.	Tehri	0	10466	4565	8036	77	0	19441	10461	12891	66
5.	Pauri	0	16776	1165	10672	64	0	23911	8088	14413	60
6.	Chamoli	0	9200	2989	4431	48	0	13058	7337	7405	57
7.	Rudra Prayag	0	5697	2003	2553	45	0	7857	3207	3958	50
	TOTAL Garhwal Mandal	0	142909	14818	85880	60	0	281985	52757	176294	63
8.	Almora	0	11007	3364	4402	40	0	17808	15709	8643	49
9.	Bageshwar	0	4275	867	2149	50	0	7670	5492	4414	58
10.	Pithoragarh	0	12495	3010	6887	55	0	19692	16135	11983	61
11.	Champawat	0	5795	1004	2101	36	0	9059	5649	4611	51
12.	Nainital	0	36369	2263	15353	42	0	72577	8410	43428	60
13.	U.S. Nagar	0	34925	3710	20420	58	0	270077	72151	195703	72
	TOTAL Kumaon Mandal	0	104866	14218	51313	49	0	396883	123546	268782	68
	GRAND TOTAL	0	247775	29036	137193	55	0	678868	176303	445076	66

**ANNUAL CREDIT PLAN
SECTOR WISE ACHIEVEMENTS OF ALL DISTRICTS
NON-PRIORITY SECTOR ADVANCE**

FROM 01.04.2011 TO 31.12.2011

(₹ in Lacs)

S. No.	Name of the District	INDUSTRIES		SERVICES		TOTAL NON-PSA	
		No.	Amt.	No.	Amt.	No.	Amt.
1.	Dehradun	4	10491.86	2236	28173.97	2240	38665.83
2.	Uttarkashi	82	888.16	91	1231.03	173	2119.19
3.	Hardwar	325	11065.45	2358	33028.64	2683	44094.09
4.	Tehri	82	20.91	886	1380.57	968	1401.48
5.	Pauri	0	0.00	2336	2352.71	2336	2352.71
6.	Chamoli	1	0.04	2682	4439.79	2683	4439.83
7.	Rudra Prayag	0	0.00	341	1576.13	341	1576.13
	TOTAL Garhwal Mandal	494	22466.42	10930	72182.84	11424	94649.26
8.	Almora	56	202.99	831	8121.51	887	8324.50
9.	Bageshwar	20	35.00	305	1577.21	325	1612.21
10.	Pithoragarh	0	0.00	3315	6191.00	3315	6191.00
11.	Champawat	0	0.00	1204	1205.00	1204	1205.00
12.	Nainital	947	13713.22	3111	28954.10	4058	42667.32
13.	U.S. Nagar	343	32961.99	6615	37985.70	6958	70947.69
	TOTAL Kumaon Mandal	1366	46913.20	15381	84034.52	16747	130947.72
	GRAND TOTAL	1860	69379.62	26311	156217.36	28171	225596.98

**KISAN CREDIT CARD SCHEME
POSITION AS ON 31ST DEC. 2011**

FROM 01.04.2011 TO 31.12.2011

(₹ in Lacs)

S. No.	Name of the District	Yearly Targets	Card Issued	Limit Sanctioned	Disbursement	% Ach. of Target	Cumulative Position since inception	
			No.	Amount	Amount		No.	Amount
1.	Dehradun	16000	2420	794.04	2751.87	15.13	63404	20345.89
2.	Uttarkashi	8000	3579	3242.23	1587.34	44.74	21759	8835.63
3.	Hardwar	23600	12032	17347.23	16078.18	50.98	84865	65545.76
4.	Tehri	12000	7767	1763.68	1532.03	64.73	31154	11294.72
5.	Pauri	16800	2921	1444.03	1852.61	17.39	52252	14883.88
6.	Chamoli	8000	2027	708.11	708.11	25.34	42047	8852.11
7.	Rudra Prayag	5200	1586	195.86	193.86	30.50	18883	4338.57
	TOTAL Garhwal Mandal	89600	32332	25495.18	24704.00	36.08	314364	134096.56
8.	Almora	14000	4644	1184.87	1205.18	33.17	59173	10203.66
9.	Bageshwar	6000	1079	343.52	385.29	17.98	24118	6464.02
10.	Pithoragarh	7200	9208	3244.27	3032.67	127.89	33578	9156.05
11.	Champawat	6000	3926	1525.74	1464.64	65.43	17049	5254.31
12.	Nainital	29200	18225	13488.51	10804.00	62.41	79100	37071.90
13.	U.S. Nagar	48000	19477	37953.55	38564.96	40.58	182183	199121.22
	TOTAL Kumaon Mandal	110400	56559	57740.46	55456.74	51.23	395201	267271.16
	GRAND TOTAL	200000	88891	83235.64	80160.74	44.45	709565	401367.72

**CREDIT FLOW TO AGRICULTURE SECTOR :
PROGRESS MADE UPTO THE MONTH OF *DEC. 2011***

FROM 01.04.2011 TO 31.12.2011

(₹ in Lacs)

S. No.	Name of the District	Nos. of Semi-urban & Rural Brs.	Disbursement/Loans issued (1)						New Farmers (2)		
			Crop Loan		Term Loan		Total		Total Target	Actual against Target	Actual per branch
			No.	Amt.	No.	Amt.	No.	Amt.			
1.	Dehradun	138	2420	2751.87	3342	12779.62	5762	15531.49	198	422.36	3
2.	Uttarkashi	46	3579	1587.34	1613	762.89	5192	2350.23	3012	1747.05	38
3.	Hardwar	125	12032	16078.18	3245	12681.47	15277	28759.65	1705	4202.3	34
4.	Tehri	104	7767	1532.03	865	875.53	8632	2407.56	1707	888	9
5.	Pauri	160	2921	1852.61	487	400.22	3408	2252.83	3820	1741	11
6.	Chamoli	123	2027	708.11	1363	1578.02	3390	2286.13	4500	240.8	2
7.	Rudra Prayag	44	1586	193.86	361	138.04	1947	331.90	0	0	0
	TOTAL Garhwal Mandal	740	32332	24704.00	11276	29215.79	43608	53919.79	14942	9242	12
8.	Almora	109	4644	1205.18	2754	700.76	7398	1905.94	282	764.87	7
9.	Bageshwar	34	1079	385.29	353	328.39	1432	713.68	0	359	11
10.	Pithoragarh	84	9208	3032.67	1401	1634.05	10609	4666.72	0	1569	19
11.	Champawat	39	3926	1464.64	880	738.22	4806	2202.86	0	888	23
12.	Nainital	116	18225	10804.00	2321	4630.22	20546	15434.22	0	1103	10
13.	U.S. Nagar	198	19477	38564.96	4146	11688.52	23623	50253.48	0	7572	38
	TOTAL Kumaon Mandal	580	56559	55456.74	11855	19720.16	68414	75176.90	282	12256	21
	GRAND TOTAL	1320	88891	80160.74	23131	48935.95	112022	129096.69	15224	21497	16

**PRIME MINISTER EMPLOYMENT GENERATION PROGRAMME
TOTAL (DIC + KVIC + KVIB)**

FROM 01.04.2011 TO 31.12.2011

(₹ in Lacs)

S. No.	Name of the District	Yearly Targets	Received		Sanctioned		Loan Sanctioned to SC/ST beneficiaries	
			No.	Amt.	No.	Amt.	No.	Amt.
1.	Dehradun	96	20	27.45	20	27.45	6	7.75
2.	Uttarkashi	39	5	9.70	5	11.50	0	0.00
3.	Hardwar	84	35	32.91	21	23.91	16	20.41
4.	Tehri	66	16	33.81	15	30.81	0	0.00
5.	Pauri	68	13	38.65	10	27.85	7	20.25
6.	Chamoli	55	19	0.00	13	25.50	0	0.00
7.	Rudra Prayag	41	32	40.58	21	37.58	5	4.90
	TOTAL Garhwal Mandal	449	140	183.10	105	184.60	34	53.31
8.	Almora	58	99	118.76	40	80.95	10	20.77
9.	Bageshwar	52	62	126.48	56	124.71	6	8.17
10.	Pithoragarh	56	29	75.85	27	71.85	2	3.50
11.	Champawat	44	113	234.07	94	221.92	17	32.05
12.	Nainital	62	32	78.25	27	98.05	4	9.61
13.	U.S. Nagar	82	40	117.00	29	127.15	11	31.10
	TOTAL Kumaon Mandal	354	375	750.41	273	724.63	50	105.20
	GRAND TOTAL	803	515	933.51	378	909.23	84	158.51

SLBC - 6(a)

Contd.

(₹ in Lacs)

S. No.	Name of the District	Loan Sanctioned to OBC beneficiaries		Loan Sanctioned to Women beneficiaries		Loan Disbursed		Returned	Outstanding	
		No.	Amt.	No.	Amt.	No.	Amt.	No.	No.	Amt.
1.	Dehradun	1	1.25	5	5.75	20	27.45	0	61	109.66
2.	Uttarkashi	0	0.00	1	1.80	5	10.39	0	27	32.18
3.	Hardwar	3	0.00	0	0.00	13	19.61	14	61	103.06
4.	Tehri	0	0.00	0	0.00	14	24.10	1	202	601.11
5.	Pauri	0	0.00	1	2.00	10	20.85	3	74	180.55
6.	Chamoli	0	0.00	0	0.00	13	25.50	6	163	817.80
7.	Rudra Prayag	3	0.00	0	0.00	14	27.45	11	48	408.11
	TOTAL Garhwal Mandal	7	1.25	7	9.55	89	155.35	35	636	2252.47
8.	Almora	0	0.00	3	6.35	29	38.15	59	136	268.37
9.	Bageshwar	0	0.00	1	1.40	55	122.82	6	834	2427.15
10.	Pithoragarh	0	0.00	0	0.00	25	66.85	2	496	970.18
11.	Champawat	3	0.00	1	2.00	84	199.56	19	3542	3747.85
12.	Nainital	0	0.00	2	11.00	21	86.45	5	119	313.87
13.	U.S. Nagar	1	2.00	0	0.00	38	108.75	11	137	328.29
	TOTAL Kumaon Mandal	4	2.00	7	20.75	252	622.58	102	5264	8055.71
	GRAND TOTAL	11	3.25	14	30.30	341	777.93	137	5900	10308.18

SLBC-6-A**PRIME MINISTER EMPLOYMENT GENERATION PROGRAMME
DIC**

FROM 01.04.2011 TO 31.12.2011

(₹ in Lacs)

S. No.	Name of the District	Yearly Targets	Received		Sanctioned		Loan Sanctioned to SC/ST beneficiaries	
			No.	Amt.	No.	Amt.	No.	Amt.
1.	Dehradun	38	17	21.20	17	21.20	5	6.25
2.	Uttarkashi	15	5	9.70	5	11.50	0	0.00
3.	Hardwar	40	15	23.51	12	17.51	11	15.51
4.	Tehri	28	10	18.05	9	15.05	0	0.00
5.	Pauri	28	4	11.50	3	7.20	2	3.50
6.	Chamoli	19	19	0.00	13	25.50	0	0.00
7.	Rudra Prayag	11	12	31.18	12	31.18	0	0.00
	TOTAL Garhwal Mandal	179	82	115.14	71	129.14	18	25.26
8.	Almora	24	90	91.61	33	60.30	5	4.02
9.	Bageshwar	20	16	26.82	14	23.70	2	2.77
10.	Pithoragarh	22	0	0.00	0	0.00	0	0.00
11.	Champawat	16	0	0.00	0	0.00	0	0.00
12.	Nainital	26	24	64.00	19	83.80	2	7.01
13.	U.S. Nagar	34	29	96.20	18	106.35	11	31.10
	TOTAL Kumaon Mandal	142	159	278.63	84	274.15	20	44.90
	GRAND TOTAL	321	241	393.77	155	403.29	38	70.16

SLBC-6-A(a)

Contd.

(₹ in Lacs)

S. No.	Name of the District	Loan Sanctioned to OBC beneficiaries		Loan Sanctioned to Women beneficiaries		Loan Disbursed		Returned	Outstanding	
		No.	Amt.	No.	Amt.	No.	Amt.	No.	No.	Amt.
1.	Dehradun	1	1.25	5	5.75	17	21.20	0	55	96.67
2.	Uttarkashi	0	0.00	1	1.80	5	10.39	0	20	23.78
3.	Hardwar	0	0.00	0	0.00	11	15.51	3	25	37.56
4.	Tehri	0	0.00	0	0.00	9	15.05	1	93	227.58
5.	Pauri	0	0.00	0	0.00	3	7.20	1	22	64.57
6.	Chamoli	0	0.00	0	0.00	13	25.50	6	156	809.40
7.	Rudra Prayag	0	0.00	0	0.00	12	23.35	0	12	342.61
	TOTAL Garhwal Mandal	1	1.25	6	7.55	70	118.20	11	383	1602.17
8.	Almora	0	0.00	2	4.35	22	24.50	57	84	152.39
9.	Bageshwar	0	0.00	1	1.40	13	23.16	2	116	140.70
10.	Pithoragarh	0	0.00	0	0.00	0	0.00	0	45	88.18
11.	Champawat	0	0.00	0	0.00	0	0.00	0	2163	3.00
12.	Nainital	0	0.00	2	11.00	13	72.80	5	80	238.75
13.	U.S. Nagar	1	2.00	0	0.00	27	87.95	11	85	247.63
	TOTAL Kumaon Mandal	1	2.00	5	16.75	75	208.41	75	2573	870.65
	GRAND TOTAL	2	3.25	11	24.30	145	326.61	86	2956	2472.82

SLBC-6-B**PRIME MINISTER EMPLOYMENT GENERATION PROGRAMME
KVIC**

FROM 01.04.2011 TO 31.12.2011

(₹ in Lacs)

S. No.	Name of the District	Yearly Targets	Received		Sanctioned		Loan Sanctioned to SC/ST beneficiaries	
			No.	Amt.	No.	Amt.	No.	Amt.
1.	Dehradun	29	2	4.50	2	4.50	1	1.50
2.	Uttarkashi	12	0	0.00	0	0.00	0	0.00
3.	Hardwar	22	10	6.40	5	5.40	3	2.90
4.	Tehri	19	4	13.00	4	13.00	0	0.00
5.	Pauri	20	6	4.90	4	4.40	2	0.50
6.	Chamoli	18	27	60.70	23	62.15	4	5.40
7.	Rudra Prayag	15	13	44.95	12	42.95	2	3.50
	TOTAL Garhwal Mandal	135	62	134.45	50	132.40	12	13.80
8.	Almora	17	2	2.60	2	2.60	2	2.60
9.	Bageshwar	16	8	16.00	8	16.00	0	0.00
10.	Pithoragarh	17	0	0.00	0	0.00	0	0.00
11.	Champawat	14	0	0.00	0	0.00	0	0.00
12.	Nainital	18	8	38.50	8	38.50	1	2.00
13.	U.S. Nagar	24	6	15.00	6	15.00	0	0.00
	TOTAL Kumaon Mandal	106	24	72.10	24	72.10	3	4.60
	GRAND TOTAL	241	86	206.55	74	204.50	15	18.40

SLBC-6-B(a)

Contd.

(₹ in Lacs)

S. No.	Name of the District	Loan Sanctioned to OBC beneficiaries		Loan Sanctioned to Women beneficiaries		Loan Disbursed		Returned	Outstanding	
		No.	Amt.	No.	Amt.	No.	Amt.	No.	No.	Amt.
1.	Dehradun	0	0.00	0	0.00	2	4.50	0	3	7.56
2.	Uttarkashi	0	0.00	0	0.00	0	0.00	0	3	3.88
3.	Hardwar	1	0.00	0	0.00	2	4.10	5	36	65.50
4.	Tehri	0	0.00	0	0.00	3	6.29	0	48	209.85
5.	Pauri	0	0.00	1	2.00	4	4.40	2	45	95.91
6.	Chamoli	0	0.00	0	0.00	23	60.70	4	319	1642.35
7.	Rudra Prayag	0	0.00	0	0.00	12	42.95	1	237	665.00
	TOTAL Garhwal Mandal	1	0.00	1	2.00	46	122.94	12	691	2690.05
8.	Almora	0	0.00	0	0.00	2	2.00	0	17	28.28
9.	Bageshwar	0	0.00	0	0.00	8	16.00	0	37	62.99
10.	Pithoragarh	0	0.00	0	0.00	0	0.00	0	0	0.00
11.	Champawat	0	0.00	0	0.00	0	0.00	0	0	0.00
12.	Nainital	1	1.50	0	0.00	8	36.75	0	44	166.57
13.	U.S. Nagar	0	0.00	0	0.00	6	15.00	0	13	22.40
	TOTAL Kumaon Mandal	1	1.50	0	0.00	24	69.75	0	111	280.24
	GRAND TOTAL	2	1.50	1	2.00	70	192.69	12	802	2970.29

SLBC-6-C**PRIME MINISTER EMPLOYMENT GENERATION PROGRAMME
KVIB**

FROM 01.04.2011 TO 31.12.2011

(₹ in Lacs)

S. No.	Name of the District	Yearly Targets	Received		Sanctioned		Loan Sanctioned to SC/ST beneficiaries	
			No.	Amt.	No.	Amt.	No.	Amt.
1.	Dehradun	29	1	1.75	1	1.75	0	0.00
2.	Uttarkashi	12	0	0.00	0	0.00	0	0.00
3.	Hardwar	22	10	3.00	4	1.00	2	2.00
4.	Tehri	19	2	2.76	2	2.76	0	0.00
5.	Pauri	20	3	22.25	3	16.25	3	16.25
6.	Chamoli	18	19	38.96	19	38.86	0	0.00
7.	Rudra Prayag	15	16	30.90	15	28.90	0	0.00
	TOTAL Garhwal Mandal	135	51	99.62	44	89.52	5	18.25
8.	Almora	17	6	11.65	6	11.65	0	0.00
9.	Bageshwar	16	3	4.80	3	4.80	0	0.00
10.	Pithoragarh	17	0	0.00	0	0.00	0	0.00
11.	Champawat	14	30	64.10	7	15.50	0	0.00
12.	Nainital	18	4	24.00	4	24.00	0	0.00
13.	U.S. Nagar	24	2	6.00	2	6.00	0	0.00
	TOTAL Kumaon Mandal	106	45	110.55	22	61.95	0	0.00
	GRAND TOTAL	241	96	210.17	66	151.47	5	18.25

Contd.

(₹ in Lacs)

S. No.	Name of the District	Loan Sanctioned to OBC beneficiaries		Loan Sanctioned to Women beneficiaries		Loan Disbursed		Returned	Outstanding	
		No.	Amt.	No.	Amt.	No.	Amt.	No.	No.	Amt.
1.	Dehradun	0	0.00	0	0.00	1	1.75	0	3	5.43
2.	Uttarkashi	0	0.00	0	0.00	0	0.00	0	4	4.52
3.	Hardwar	2	0.00	0	0.00	0	0.00	6	0	0.00
4.	Tehri	0	0.00	0	0.00	2	2.76	0	61	163.68
5.	Pauri	0	0.00	0	0.00	3	9.25	0	7	20.07
6.	Chamoli	0	0.00	0	0.00	19	38.96	0	399	644.10
7.	Rudra Prayag	0	0.00	0	0.00	13	23.90	1	214	217.00
	TOTAL Garhwal Mandal	2	0.00	0	0.00	38	76.62	7	688	1054.80
8.	Almora	0	0.00	0	0.00	6	11.65	0	22	46.84
9.	Bageshwar	0	0.00	0	0.00	3	4.80	0	15	17.67
10.	Pithoragarh	0	0.00	0	0.00	0	0.00	0	0	0.00
11.	Champawat	0	0.00	0	0.00	7	15.50	23	0	0.00
12.	Nainital	0	0.00	0	0.00	4	20.00	0	35	76.04
13.	U.S. Nagar	0	0.00	0	0.00	2	4.00	0	53	31.53
	TOTAL Kumaon Mandal	0	0.00	0	0.00	22	55.95	23	125	172.08
	GRAND TOTAL	2	0.00	0	0.00	60	132.57	30	813	1226.88

**PRIME MINISTER EMPLOYMENT GENERATION PROGRAMME
ACTIVITYWISE CUMULATIVE POSITION UPTO *31ST DEC. 2011***

FROM 01.04.2011 TO 31.12.2011

(₹ in Lacs)

S. No.	Name of the District	Trade Shop		Industrial Units		Vendor/Hawker		Services		Others		Total	
		A/cs	Amt.	A/cs	Amt.	A/cs	Amt.	A/cs	Amt.	A/cs	Amt.	A/cs	Amt.
1.	Dehradun	0	0.00	0	0.00	0	0.00	38	85.73	2	1.58	40	87.31
2.	Uttarkashi	0	0.00	9	14.42	0	0.00	0	0.00	21	24.86	30	39.28
3.	Hardwar	39	165.67	37	139.09	0	0.00	43	1650.63	55	1575.29	174	3530.68
4.	Tehri	107	354.46	14	11.00	0	0.00	0	0.00	85	235.65	206	601.11
5.	Pauri	20	52.83	25	81.01	0	0.00	18	0.00	10	26.46	73	160.30
6.	Chamoli	35	72.00	6	8.85	0	0.00	23	37.43	1	1.30	65	119.58
7.	Rudra Prayag	20	47.75	7	13.91	0	0.00	21	43.28	6	13.36	54	118.30
	TOTAL Garhwal Mandal	221	692.71	98	268.28	0	0.00	143	1817.07	180	1878.50	642	4656.56
8.	Almora	47	90.25	39	75.94	5	3.75	69	124.05	13	20.43	173	314.42
9.	Bageshwar	73	101.11	45	69.43	0	0.00	70	92.25	25	33.62	213	296.41
10.	Pithoragarh	15	32.71	2	5.44	4	11.01	9	17.10	13	24.34	43	90.60
11.	Champawat	32	61.01	5	29.78	9	19.01	2	3.80	30	30.56	78	144.16
12.	Nainital	40	83.70	53	236.89	2	4.15	23	65.29	2	6.64	120	396.67
13.	U.S. Nagar	37	77.31	15	73.57	2	4.92	54	78.28	5	11.94	113	246.02
	TOTAL Kumaon Mandal	244	446.09	159	491.05	22	42.84	227	380.77	88	127.53	740	1488.28
	GRAND TOTAL	465	1138.80	257	759.33	22	42.84	370	2197.84	268	2006.03	1382	6144.84

**VEERCHANDRA SINGH GARHWALI PARYATAN SWAROZGAR YOJNA
AS ON 31ST DEC. 2011**

TOTAL (VEHICLE & NON VEHICLE)**(₹ in Lacs)**

S. No.	Name of the District	Yearly Targets	From 01.04.2011 to 31.12.2011							Outstanding since the launch of scheme i.e. 2002-03 to Dec. 11	
			Received		Loan Sanctioned		Loan Disbursed		Returned	No.	Amt.
			No.	Amt.	No.	Amt.	No.	Amt.	No.		
1.	Dehradun	45	27	49.75	14	49.75	14	49.75	0	198	233.51
2.	Uttarkashi	42	40	287.54	40	244.09	29	262.88	0	368	1751.51
3.	Hardwar	70	43	120.91	43	120.91	25	110.91	0	316	530.16
4.	Tehri	35	45	69.62	24	69.62	24	69.62	0	278	1174.48
5.	Pauri	35	40	166.26	21	180.65	20	147.15	0	379	2688.16
6.	Chamoli	50	52	292.52	22	296.77	22	296.77	0	387	4498.89
7.	Rudra Prayag	35	23	150.84	18	148.84	16	148.84	0	306	3036.95
	TOTAL Garhwal Mandal	312	270	1137.44	182	1110.63	150	1085.92	0	2232	13913.66
8.	Almora	43	49	91.13	24	149.02	24	121.72	0	303	993.55
9.	Bageshwar	27	27	13.34	8	8.21	8	27.15	3	144	448.12
10.	Pithoragarh	42	39	0.00	22	143.85	22	143.85	3	387	1284.50
11.	Champawat	23	8	0.00	3	32.64	3	0.00	2	83	94.99
12.	Nainital	50	52	148.33	19	118.33	19	165.91	4	467	1467.49
13.	U.S. Nagar	23	30	82.30	7	42.30	7	42.30	0	110	283.88
	TOTAL Kumaon Mandal	208	205	335.10	83	494.35	83	500.93	12	1494	4572.53
	GRAND TOTAL	520	475	1472.54	265	1604.98	233	1586.85	12	3726	18486.19

**VEERCHANDRA SINGH GARHWALI PARYATAN SWAROZGAR YOJNA
AS ON 31ST DEC. 2011**

VEHICLE CASES**(₹ in Lacs)**

S. No.	Name of the District	Yearly Targets	From 01.04.2011 to 31.12.2011							Outstanding since the launch of scheme i.e. 2002-03 to Dec. 11	
			Received		Loan Sanctioned		Loan Disbursed		Returned	No.	Amt.
			No.	Amt.	No.	Amt.	No.	Amt.	No.		
1.	Dehradun	23	23	25.45	14	25.45	14	25.45	0	128	139.50
2.	Uttarkashi	21	25	80.90	25	74.07	16	58.07	0	157	196.09
3.	Hardwar	35	35	100.91	35	100.91	17	90.91	0	156	191.32
4.	Tehri	17	17	31.71	15	31.71	15	31.71	0	118	491.29
5.	Pauri	18	18	66.76	15	81.15	15	81.15	0	178	1055.19
6.	Chamoli	25	27	163.30	16	167.55	16	167.55	0	157	2593.53
7.	Rudra Prayag	17	16	48.12	15	48.12	12	48.12	0	130	1851.57
	TOTAL Garhwal Mandal	156	161	517.15	135	528.96	105	502.96	0	1024	6518.49
8.	Almora	21	21	60.27	15	68.84	15	68.84	0	153	341.46
9.	Bageshwar	14	14	6.34	8	6.34	8	6.34	0	72	208.27
10.	Pithoragarh	21	23	0.00	18	114.49	18	114.49	2	149	534.58
11.	Champawat	12	7	0.00	2	15.14	2	0.00	2	45	38.99
12.	Nainital	25	29	73.33	19	83.33	19	83.33	4	192	235.57
13.	U.S. Nagar	11	19	9.80	4	9.80	4	9.80	0	40	68.50
	TOTAL Kumaon Mandal	104	113	149.74	66	297.94	66	282.80	8	651	1427.37
	GRAND TOTAL	260	274	666.89	201	826.90	171	785.76	8	1675	7945.86

**VEERCHANDRA SINGH GARHWALI PARYATAN SWAROZGAR YOJNA
AS ON **31ST DEC. 2011****

NON-VEHICLE CASES**(₹ in Lacs)**

S. No.	Name of the District	Yearly Targets	From 01.04.2011 to 31.12.2011							Outstanding since the launch of scheme i.e. 2002-03 to Dec. 11	
			Received		Loan Sanctioned		Loan Disbursed		Returned	No.	Amt.
			No.	Amt.	No.	Amt.	No.	Amt.	No.		
1.	Dehradun	22	4	24.30	0	24.30	0	24.30	0	70	94.01
2.	Uttarkashi	21	15	206.64	15	170.02	13	204.81	0	211	1555.42
3.	Hardwar	35	8	20.00	8	20.00	8	20.00	0	160	338.84
4.	Tehri	18	28	37.91	9	37.91	9	37.91	0	160	683.19
5.	Pauri	17	22	99.50	6	99.50	5	66.00	0	201	1632.97
6.	Chamoli	25	25	129.22	6	129.22	6	129.22	0	230	1905.36
7.	Rudra Prayag	18	7	102.72	3	100.72	4	100.72	0	176	1185.38
	TOTAL Garhwal Mandal	156	109	620.29	47	581.67	45	582.96	0	1208	7395.17
8.	Almora	22	28	30.86	9	80.18	9	52.88	0	150	652.09
9.	Bageshwar	13	13	7.00	0	1.87	0	20.81	3	72	239.85
10.	Pithoragarh	21	16	0.00	4	29.36	4	29.36	1	238	749.92
11.	Champawat	11	1	0.00	1	17.50	1	0.00	0	38	56.00
12.	Nainital	25	23	75.00	0	35.00	0	82.58	0	275	1231.92
13.	U.S. Nagar	12	11	72.50	3	32.50	3	32.50	0	70	215.38
	TOTAL Kumaon Mandal	104	92	185.36	17	196.41	17	218.13	4	843	3145.16
	GRAND TOTAL	260	201	805.65	64	778.08	62	801.09	4	2051	10540.33

**VEERCHANDRA SINGH GARHWALI PARYATAN SWAROZGAR YOJNA
ACTIVITYWISE CUMULATIVE POSITION UPTO **31ST DEC. 2011****

ACTIVITYWISE OUTSTANDINGS**(₹ in Lacs)**

S. No.	Name of the District	Hotel/Motel		Resturant/Fast Food Center		Workshop / Garrage		STD/PCO		Adventure Activity	
		A/cs	Amt.	A/cs	Amt.	A/cs	Amt.	A/cs	Amt.	A/cs	Amt.
1.	Dehradun	19	45.15	8	2.54	7	9.84	20	20.28	9	11.38
2.	Uttarkashi	186	614.69	10	10.51	2	2.77	2	3.62	1	0.80
3.	Hardwar	67	268.70	16	43.07	8	8.18	55	90.37	0	0.00
4.	Tehri	100	326.74	16	16.84	3	4.25	19	23.24	19	26.73
5.	Pauri	105	387.11	16	32.94	19	42.10	55	80.93	1	2.00
6.	Chamoli	187	526.48	10	11.21	10	14.06	13	19.28	2	1.25
7.	Rudra Prayag	144	454.06	3	2.84	10	8.65	13	9.67	1	4.38
	TOTAL Garhwal Mandal	808	2622.93	79	119.95	59	89.85	177	247.39	33	46.54
8.	Almora	94	204.05	11	10.57	7	8.04	32	32.75	1	2.57
9.	Bageshwar	30	71.92	2	2.26	13	17.32	20	23.94	3	2.63
10.	Pithoragarh	143	358.78	17	26.71	15	19.89	41	45.24	5	6.54
11.	Champawat	25	68.05	1	0.71	1	0.59	11	8.94	0	0.00
12.	Nainital	131	258.18	15	21.77	9	12.79	40	38.75	50	24.42
13.	U.S. Nagar	61	198.42	7	18.21	1	5.00	0	0.00	0	0.00
	TOTAL Kumaon Mandal	484	1159.40	53	80.23	46	63.63	144	149.62	59	36.16
	GRAND TOTAL	1292	3782.33	132	200.18	105	153.48	321	397.01	92	82.70

SLBC - 9 (a)

Contd.

(₹ in Lacs)

S. No.	Name of the District	Yoga Kendra		Tentage Accomodation		Souvenir Shop		Vehicles		TOTAL	
		A/cs	Amt.	A/cs	Amt.	A/cs	Amt.	A/cs	Amt.	A/cs	Amt.
1.	Dehradun	2	2.00	3	4.62	2	2.04	128	139.50	198	237.35
2.	Uttarkashi	3	8.92	4	4.54	3	6.24	157	196.09	368	848.18
3.	Hardwar	2	4.15	2	4.15	10	10.20	156	191.32	316	620.14
4.	Tehri	1	1.59	1	2.45	1	1.00	118	491.29	278	894.13
5.	Pauri	1	5.00	2	6.75	2	3.00	178	1055.19	379	1615.02
6.	Chamoli	4	8.59	1	1.40	2	1.04	157	2593.53	386	3176.84
7.	Rudra Prayag	0	0.00	1	5.00	4	3.17	130	1851.57	306	2339.34
	TOTAL Garhwal Mandal	13	30.25	14	28.91	24	26.69	1024	6518.49	2231	9731.00
8.	Almora	1	2.50	1	1.04	3	3.56	153	341.46	303	606.54
9.	Bageshwar	0	0.00	0	0.00	1	1.25	72	208.27	141	327.59
10.	Pithoragarh	2	6.75	5	7.10	10	4.40	149	534.58	387	1009.99
11.	Champawat	0	0.00	0	0.00	0	0.00	45	38.99	83	117.28
12.	Nainital	3	5.00	8	4.22	19	12.86	192	235.57	467	613.56
13.	U.S. Nagar	1	3.75	0	0.00	0	0.00	40	68.50	110	293.88
	TOTAL Kumaon Mandal	7	18.00	14	12.36	33	22.07	651	1427.37	1491	2968.84
	GRAND TOTAL	20	48.25	28	41.27	57	48.76	1675	7945.86	3722	12699.84

SLBC - 10**MGNREGA****ACTIVITYWISE OUTSTANDINGS**

(₹ in Lacs)

S. No.	Name of the District	Benefits/Payments through Banking System		Cumulative since inception	
				A/cs	Amount
1.	Dehradun	17242	283.59	96931	567.75
2.	Uttarkashi	240	4.95	1201	24.73
3.	Hardwar	466	152.88	10918	6499.62
4.	Tehri	7173	180.84	24294	723.14
5.	Pauri	1606	48.22	46963	919.62
6.	Chamoli	49	3346.75	194	3351.00
7.	Rudra Prayag	456	302.29	3945	381.08
	TOTAL Garhwal Mandal	27232	4319.52	184446	12466.94
8.	Almora	1488	27.79	3046	270.77
9.	Bageshwar	68	3.22	753	72.80
10.	Pithoragarh	647	4.40	836	7.80
11.	Champawat	336	4.50	937	32.54
12.	Nainital	1186	49.28	2705	179.41
13.	U.S. Nagar	1015	66.55	2989	613.15
	TOTAL Kumaon Mandal	4740	155.74	11266	1176.47
	GRAND TOTAL	31972	4475.26	195712	13643.41

**JOINT LIABILITY GROUP
OUTSTANDING AS ON 31ST DEC. 2011**

FROM 01.04.2011 TO 31.12.2011

(₹ in Lacs)

S. No.	Name of the District	Application Received	Sanctioned		Disbursed		Outstanding	
		No.	No.	Amt.	No.	Amt.	No.	Amt.
1.	Dehradun	7	7	14.00	7	14.00	10	23.63
2.	Uttarkashi	43	47	116.15	46	109.53	34	73.79
3.	Hardwar	9	9	23.40	9	23.40	731	317.61
4.	Tehri	50	50	182.52	50	144.61	85	626.80
5.	Pauri	13	13	8.60	13	6.60	11	6.47
6.	Chamoli	20	20	2.50	20	2.50	22	3.33
7.	Rudra Prayag	62	62	33.65	62	33.65	65	28.36
	TOTAL Garhwal Mandal	204	208	380.82	207	334.29	958	1079.99
8.	Almora	75	75	131.06	75	131.06	111	117.74
9.	Bageshwar	47	8	10.12	8	10.12	3	3.98
10.	Pithoragarh	105	105	147.72	105	147.72	109	149.97
11.	Champawat	4	58	99.63	58	99.63	66	110.58
12.	Nainital	102	154	290.31	154	282.31	153	278.85
13.	U.S. Nagar	10	13	23.00	13	23.00	16	29.00
	TOTAL Kumaon Mandal	343	413	701.84	413	693.84	458	690.12
	GRAND TOTAL	547	621	1082.66	620	1028.13	1416	1770.11

**PRIME MINISTER'S ROZGAR YOJNA (PMRY)
ACTIVITYWISE CUMULATIVE POSITION UPTO 31ST DEC. 2011**

ACTIVITYWISE OUTSTANDINGS

(₹ in Lacs)

S. No.	Name of the District	Trade Shop		Industries		Services		Transport		Others		Total	
		A/cs	Amt.	A/cs	Amt.	A/cs	Amt.	A/cs	Amt.	A/cs	Amt.	A/cs	Amt.
1.	Dehradun	271	226.51	73	67.55	163	109.76	90	59.29	106	73.01	703	536.12
2.	Uttarkashi	20	2.50	6	2.00	16	2.50	4	2.00	59	19.70	105	28.70
3.	Hardwar	403	185.15	403	108.68	241	106.11	109	46.77	35	10.42	1191	457.13
4.	Tehri	155	58.33	24	2.90	106	61.71	6	3.06	97	33.53	388	159.53
5.	Pauri	155	53.21	68	17.12	215	79.65	5	1.80	35	22.90	478	174.68
6.	Chamoli	0	0.00	2	0.83	0	0.00	0	0.00	0	0.00	2	0.83
7.	Rudra Prayag	76	43.68	4	4.68	25	12.94	0	0.00	5	5.11	110	66.41
	TOTAL Garhwal Mandal	1080	569.38	580	203.76	766	372.67	214	112.92	337	164.67	2977	1423.40
8.	Almora	379	161.23	77	54.90	155	90.48	12	7.98	169	68.67	792	383.26
9.	Bageshwar	190	112.07	19	21.85	82	67.51	0	0.00	23	8.12	314	209.55
10.	Pithoragarh	15	4.39	1	1.68	8	2.55	5	2.85	1218	646.88	1247	658.35
11.	Champawat	8	8.40	3	1.12	25	8.85	1	1.40	459	228.18	496	247.95
12.	Nainital	0	0.00	3	24.28	0	0.00	0	0.00	0	0.00	3	24.28
13.	U.S. Nagar	478	170.18	23	12.40	58	24.76	139	39.20	33	21.56	731	268.10
	TOTAL Kumaon Mandal	1070	456.27	126	116.23	328	194.15	157	51.43	1902	973.41	3583	1791.49
	GRAND TOTAL	2150	1025.65	706	319.99	1094	566.82	371	164.35	2239	1138.08	6560	3214.89

D.I.R. ADVANCES
PROGRESS AS ON 31ST DEC. 2011

FROM 01.04.2011 TO 31.12.2011

(₹ in Lacs)

S. No.	Name of the District	No. of DIR A/c Opened		Amount Disbursed during the quarter		Amount Disbursed upto the quarter		Total Outstanding	
		No.	No.	No.	Amt.	No.	Amt.	No.	Amt.
1.	Dehradun	6	6	6	1.23	8	1.23	130	18.67
2.	Uttarkashi	0	0	0	0.00	0	0.00	0	0.00
3.	Hardwar	89	25	213	36.22	310	50.59	354	55.12
4.	Tehri	86	10	61	7.87	86	10.17	109	17.59
5.	Pauri	0	0	0	0.00	0	0.00	0	0.00
6.	Chamoli	0	0	0	0.00	0	0.00	0	0.00
7.	Rudra Prayag	0	0	0	0.00	0	0.00	0	0.00
	TOTAL Garhwal Mandal	181	41	280	45.32	404	61.99	593	91.38
8.	Almora	87	171	111	12.00	99	13.80	444	48.76
9.	Bageshwar	104	27	104	14.50	115	16.15	174	21.18
10.	Pithoragarh	48	21	48	7.40	48	7.40	92	12.54
11.	Champawat	221	42	223	32.94	223	32.94	275	39.32
12.	Nainital	667	129.71	660	90.68	680	93.33	1009	130.23
13.	U.S. Nagar	520	178	520	59.20	545	63.20	620	86.30
	TOTAL Kumaon Mandal	1647	569	1666	216.72	1710	226.82	2614	338.33
	GRAND TOTAL	1828	610	1946	262.04	2114	288.81	3207	429.71

ADVANCES TO HANDLOOM WEAVER UPTO ₹ 50000/- PER MEMBER
PROGRESS AS ON 31ST DEC. 2011

FROM 01.04.2011 TO 31.12.2011

(₹ in Lacs)

S. No.	Name of the District	Target	Received	Sanctioned		Disbursed	
		No.	No.	No.	Amt.	No.	Amt.
1.	Dehradun	0	1	1	1.00	1	1.00
2.	Uttarkashi	0	0	0	0.00	0	0.00
3.	Hardwar	0	1	1	23.12	0	0.00
4.	Tehri	0	0	0	0.00	0	0.00
5.	Pauri	0	0	0	0.00	0	0.00
6.	Chamoli	0	0	0	0.00	0	0.00
7.	Rudra Prayag	0	0	0	0.00	0	0.00
	TOTAL Garhwal Mandal	0	2	2	24.12	1	1.00
8.	Almora	0	0	1	0.79	0	0.00
9.	Bageshwar	0	0	0	0.00	0	0.00
10.	Pithoragarh	0	6	6	1.50	6	1.50
11.	Champawat	0	0	0	0.00	0	0.00
12.	Nainital	0	0	0	0.00	0	0.00
13.	U.S. Nagar	0	0	0	0.00	0	0.00
	TOTAL Kumaon Mandal	0	6	7	2.29	6	1.50
	GRAND TOTAL	0	8	9	26.41	7	2.50

Contd.

(₹ in Lacs)

S. No.	Name of the District	Outstandings since inception		Over dues as on 31.03.2011		NPA as on 31.03.2011	
		No.	Amt.	No.	Amt.	No.	Amt.
1.	Dehradun	6	4.10	1	0.29	0	0.00
2.	Uttarkashi	0	0.00	0	0.00	0	0.00
3.	Hardwar	0	0.00	0	0.00	0	0.00
4.	Tehri	0	0.00	0	0.00	0	0.00
5.	Pauri	0	0.00	0	0.00	0	0.00
6.	Chamoli	0	0.00	0	0.00	0	0.00
7.	Rudra Prayag	0	0.00	0	0.00	0	0.00
	TOTAL Garhwal Mandal	6	4.10	1	0.29	0	0.00
8.	Almora	1	0.79	0	0.00	0	0.00
9.	Bageshwar	0	0.00	0	0.00	0	0.00
10.	Pithoragarh	0	0.00	0	0.00	0	0.00
11.	Champawat	0	0.00	0	0.00	0	0.00
12.	Nainital	0	0.00	0	0.00	0	0.00
13.	U.S. Nagar	0	0.00	0	0.00	0	0.00
	TOTAL Kumaon Mandal	1	0.79	0	0.00	0	0.00
	GRANDTOTAL	7	4.89	1	0.29	0	0.00

**SPECIAL COMPONENT PLAN
PROGRESS AS ON *31ST DEC. 2011***

FROM 01.04.2011 TO 31.12.2011

(₹ in Lacs)

S. No.	Name of the District	Yearly Targets	Received	Sanctioned		Disbursed		Outstandings since inception	
			No.	No.	Amt.	No.	Amt.	No.	Amt.
1.	Dehradun	1371	1133	1020	339.45	982	205.13	99	27.13
2.	Uttarkashi	356	64	64	69.39	64	25.65	296	67.60
3.	Hardwar	1522	363	50	34.52	27	12.69	1098	907.85
4.	Tehri	420	294	250	79.70	200	43.60	5181	1901.96
5.	Pauri	546	98	55	27.05	54	15.65	1264	942.54
6.	Chamoli	395	234	234	134.35	234	110.29	862	388.28
7.	Rudra Prayag	213	119	96	39.90	80	23.18	476	154.21
	TOTAL Garhwal Mandal	4823	2305	1769	724.36	1641	436.19	9276	4389.57
8.	Almora	677	302	230	66.48	226	39.01	1261	357.87
9.	Bageshwar	350	191	191	58.32	191	38.01	430	97.67
10.	Pithoragarh	603	253	187	52.99	155	26.92	241	29.95
11.	Champawat	195	168	133	45.84	112	19.65	0	0.00
12.	Nainital	718	157	75	50.40	56	14.59	744	829.34
13.	U.S. Nagar	1415	171	72	54.03	59	21.19	2614	3402.73
	TOTAL Kumaon Mandal	3958	1242	888	328.06	799	159.37	5290	4717.56
	GRANDTOTAL	8781	3547	2657	1052.42	2440	595.56	14566	9107.13

SLBC - 15(a)

**SCHEDULE CASTE
PROGRESS AS ON *31ST DEC. 2011***

FROM 01.04.2011 TO 31.12.2011

(₹ in Lacs)

S. No.	Name of the District	Yearly Targets	Received	Sanctioned		Disbursed		Outstandings since inception	
			No.	No.	Amt.	No.	Amt.	No.	Amt.
1.	Dehradun	755	634	535	166.65	529	111.03	34	7.77
2.	Uttarkashi	330	49	49	21.39	49	16.05	287	62.97
3.	Hardwar	1450	343	42	23.17	23	7.77	1001	874.01
4.	Tehri	400	275	250	79.70	200	43.60	5098	1885.96
5.	Pauri	520	87	44	17.85	44	13.45	869	407.99
6.	Chamoli	320	204	204	120.95	204	99.89	619	174.72
7.	Rudra Prayag	200	119	96	39.90	80	23.18	450	108.88
	TOTAL Garhwal Mandal	3975	1711	1220	469.61	1129	314.97	8358	3522.30
8.	Almora	660	298	226	62.48	226	39.01	1211	323.98
9.	Bageshwar	325	182	182	55.62	182	36.21	377	88.72
10.	Pithoragarh	480	204	138	42.19	110	20.92	241	29.95
11.	Champawat	180	161	126	39.68	105	17.99	0	0.00
12.	Nainital	660	99	59	21.60	47	11.19	286	215.32
13.	U.S. Nagar	720	106	39	23.43	31	13.13	547	335.91
	TOTAL Kumaon Mandal	3025	1050	770	245.00	701	138.45	2662	993.88
	GRAND TOTAL	7000	2761	1990	714.61	1830	453.42	11020	4516.18

SLBC - 15(b)

**SCHEDULE TRIBE
PROGRESS AS ON *31ST DEC. 2011***

FROM 01.04.2011 TO 31.12.2011

(₹ in Lacs)

S. No.	Name of the District	Yearly Targets	Received	Sanctioned		Disbursed		Outstandings since inception	
			No.	No.	Amt.	No.	Amt.	No.	Amt.
1.	Dehradun	582	475	461	138.30	429	85.80	36	9.66
2.	Uttarkashi	16	0	0	0.00	0	0.00	0	0.00
3.	Hardwar	18	0	0	0.00	0	0.00	97	33.84
4.	Tehri	4	0	0	0.00	0	0.00	24	8.68
5.	Pauri	10	4	4	1.20	4	0.80	6	6.10
6.	Chamoli	62	30	30	13.40	30	10.40	171	135.02
7.	Rudra Prayag	0	0	0	0.00	0	0.00	0	0.00
	TOTAL Garhwal Mandal	692	509	495	152.90	463	97.00	334	193.30
8.	Almora	4	0	0	0.00	0	0.00	12	10.52
9.	Bageshwar	12	9	9	2.70	9	1.80	53	8.95
10.	Pithoragarh	113	49	49	10.80	45	6.00	0	0.00
11.	Champawat	4	4	4	1.04	4	0.64	0	0.00
12.	Nainital	29	0	0	0.00	0	0.00	240	57.41
13.	U.S. Nagar	646	12	8	5.80	8	4.10	175	123.06
	TOTAL Kumaon Mandal	808	74	70	20.34	66	12.54	480	199.94
	GRAND TOTAL	1500	583	565	173.24	529	109.54	814	393.24

**MINORITY
PROGRESS AS ON 31ST DEC. 2011**

FROM 01.04.2011 TO 31.12.2011

(₹ in Lacs)

S. No.	Name of the District	Yearly Targets	Received	Sanctioned		Disbursed		Outstandings since inception	
			No.	No.	Amt.	No.	Amt.	No.	Amt.
1.	Dehradun	34	24	24	34.50	24	8.30	29	9.70
2.	Uttarkashi	10	15	15	48.00	15	9.60	9	4.63
3.	Hardwar	54	20	8	11.35	4	4.92	0	0.00
4.	Tehri	16	19	0	0.00	0	0.00	59	7.32
5.	Pauri	16	7	7	8.00	6	1.40	389	528.45
6.	Chamoli	13	0	0	0.00	0	0.00	72	78.54
7.	Rudra Prayag	13	0	0	0.00	0	0.00	26	45.33
	TOTAL Garhwal Mandal	156	85	54	101.85	49	24.22	584	673.97
8.	Almora	13	4	4	4.00	0	0.00	38	23.37
9.	Bageshwar	13	0	0	0.00	0	0.00	0	0.00
10.	Pithoragarh	10	0	0	0.00	0	0.00	0	0.00
11.	Champawat	11	3	3	5.12	3	1.02	0	0.00
12.	Nainital	29	58	16	28.80	9	3.40	218	556.61
13.	U.S. Nagar	49	53	25	24.80	20	3.96	1892	2943.76
	TOTAL Kumaon Mandal	125	118	48	62.72	32	8.38	2148	3523.74
	GRAND TOTAL	281	203	102	164.57	81	32.60	2732	4197.71

**SPECIAL COMPONENT PLAN
ACTIVITYWISE CUMULATIVE POSITION UPTO 31ST DEC. 2011**

FROM 01.04.2011 TO 31.12.2011

(₹ in Lacs)

S. No.	Name of the District	Trade Shop		Agriculture		Industries		Rural Artisans		Others		Total	
		A/cs	Amt.	A/cs	Amt.	A/cs	Amt.	A/cs	Amt.	A/cs	Amt.	A/cs	Amt.
1.	Dehradun	24	8.57	64	19.80	0	0.00	25	9.05	14	4.41	127	41.83
2.	Uttarkashi	12	8.40	120	21.49	24	9.30	55	7.01	34	1.54	245	47.74
3.	Hardwar	104	75.12	352	98.98	8	55.50	17	38.03	861	191.61	1342	459.24
4.	Tehri	1501	710.82	1279	571.99	47	17.90	50	9.65	2302	591.60	5179	1901.96
5.	Pauri	300	134.95	118	39.91	4	0.85	61	20.56	450	219.07	933	415.34
6.	Chamoli	33	9.90	311	82.06	9	2.25	15	5.27	0	0.00	368	99.48
7.	Rudra Prayag	38	7.87	137	20.72	0	0.00	0	0.00	4	0.56	179	29.15
	TOTAL Garhwal Mandal	2012	955.63	2381	854.95	92	85.80	223	89.57	3665	1008.79	8373	2994.74
8.	Almora	178	58.13	267	57.87	46	8.12	275	70.40	553	213.95	1319	408.47
9.	Bageshwar	84	18.04	132	27.51	21	5.25	175	47.23	34	7.89	446	105.92
10.	Pithoragarh	93	14.69	22	6.83	98	11.05	1	0.36	249	51.53	463	84.46
11.	Champawat	24	7.20	52	14.43	0	0.00	0	0.00	78	29.47	154	51.10
12.	Nainital	78	38.42	173	51.06	2	3.18	38	22.55	30	13.01	321	128.22
13.	U.S. Nagar	36	4.92	130	42.81	14	2.67	6	0.90	117	38.16	303	89.46
	TOTAL Kumaon Mandal	493	141.40	776	200.51	181	30.27	495	141.44	1061	354.01	3006	867.63
	GRAND TOTAL	2505	1097.03	3157	1055.46	273	116.07	718	231.01	4726	1362.80	11379	3862.37

**SWARNA JAYANTI SHAHRI ROZGAR YOJNA (SJSRY)
PROGRESS AS ON **31ST DEC. 2011****

FROM 01.04.2011 TO 31.12.2011

(₹ in Lacs)

S. No.	Name of the District	Yearly Targets	Received	Sanctioned		Loan Sanctioned to SC/ST beneficiaries	
				No.	Amt.	No.	Amt.
1.	Dehradun	178	389	190	265.58	6	4.75
2.	Uttarkashi	7	5	4	3.00	2	3.00
3.	Hardwar	117	354	19	20.20	10	6.00
4.	Tehri	16	21	11	13.55	2	1.71
5.	Pauri	23	3	3	1.50	17	3.11
6.	Chamoli	16	12	5	6.16	7	1.93
7.	Rudra Prayag	1	2	1	1.00	3	1.50
	TOTAL Garhwal Mandal	358	786	233	310.99	47	22.00
8.	Almora	11	15	11	9.80	6	5.60
9.	Bageshwar	3	1	1	2.00	5	8.00
10.	Pithoragarh	18	28	14	17.70	0	0.00
11.	Champawat	8	6	3	3.00	0	0.00
12.	Nainital	87	117	78	64.89	26	28.20
13.	U.S. Nagar	119	200	63	81.10	42	58.90
	TOTAL Kumaon Mandal	246	367	170	178.49	79	100.70
	GRAND TOTAL	604	1153	403	489.48	126	122.70

SLBC - 17(a)

Contd.

(₹ in Lacs)

S. No.	Name of the District	Loan Sanctioned to Women beneficiaries		Loan Sanctioned to Disabled		Loan Disbursed		Pending for Disbursement	Outstandings since inception	
		No.	Amt.	No.	Amt.	No.	Amt.		No.	Amt.
1.	Dehradun	3	3.20	0	0.00	152	15.98	199	377	180.52
2.	Uttarkashi	0	0.00	0	0.00	4	2.00	1	84	24.48
3.	Hardwar	5	2.95	28	20.18	19	43.90	335	568	221.54
4.	Tehri	0	0.00	0	0.00	11	8.21	10	515	287.25
5.	Pauri	0	0.00	1	0.12	3	7.59	0	90	30.90
6.	Chamoli	0	0.00	0	0.00	5	2.90	7	55	716.83
7.	Rudra Prayag	0	0.00	0	0.00	1	1.75	1	31	330.85
	TOTAL Garhwal Mandal	8	6.15	29	20.30	195	82.33	553	1720	1792.37
8.	Almora	0	0.00	0	0.00	11	14.24	4	132	48.44
9.	Bageshwar	0	0.00	0	2.00	1	0.00	0	53	16.84
10.	Pithoragarh	0	0.00	0	0.00	13	0.00	14	3	0.64
11.	Champawat	0	0.00	0	0.00	3	4.10	3	0	0.00
12.	Nainital	11	14.70	1	0.50	68	85.65	39	447	210.50
13.	U.S. Nagar	28	39.35	21	26.42	60	38.45	137	2128	667.89
	TOTAL Kumaon Mandal	39	54.05	22	28.92	156	142.44	197	2763	944.31
	GRAND TOTAL	47	60.20	51	49.22	351	224.77	750	4483	2736.68

**SWARNA JAYANTI SHAHRI ROZGAR YOJNA (SJSRY)
ACTIVITYWISE CUMULATIVE POSITION UPTO **31ST DEC. 2011****

FROM 01.04.2011 TO 31.12.2011

(₹ in Lacs)

S. No.	Name of the District	Trade Shop		Industrial Units		Vendor/Hawker		Services		Others		Total	
		A/cs	Amt.	A/cs	Amt.	A/cs	Amt.	A/cs	Amt.	A/cs	Amt.	A/cs	Amt.
1.	Dehradun	83	36.55	0	0.00	52	31.85	96	41.90	146	70.22	377	180.52
2.	Uttarkashi	7	3.00	7	4.00	8	2.00	9	4.00	22	4.00	53	17.00
3.	Hardwar	114	53.23	2	2.25	54	19.40	392	136.27	142	44.41	704	255.56
4.	Tehri	247	159.35	13	10.00	23	9.87	46	17.30	181	90.73	510	287.25
5.	Pauri	30	10.22	0	0.00	2	0.72	28	9.76	29	10.60	89	31.30
6.	Chamoli	11	4.94	0	0.00	0	0.00	0	0.00	9	2.25	20	7.19
7.	Rudra Prayag	3	1.95	0	0.00	0	0.00	0	0.00	8	2.39	11	4.34
	TOTAL Garhwal Mandal	495	269.24	22	16.25	139	63.84	571	209.23	537	224.60	1764	783.16
8.	Almora	61	26.42	7	3.66	0	0.00	25	10.56	29	9.66	122	50.30
9.	Bageshwar	33	15.62	0	0.00	0	0.00	17	5.96	0	0.00	50	21.58
10.	Pithoragarh	56	20.58	0	0.00	0	0.00	5	1.98	16	6.11	77	28.67
11.	Champawat	26	5.10	0	0.00	0	0.00	0	0.00	5	2.72	31	7.82
12.	Nainital	116	46.43	26	12.78	10	4.25	105	44.30	176	64.43	433	172.19
13.	U.S. Nagar	91	47.82	4	2.36	5	1.85	36	18.11	145	59.95	281	130.09
	TOTAL Kumaon Mandal	383	161.97	37	18.80	15	6.10	188	80.91	371	142.87	994	410.65
	GRAND TOTAL	878	431.21	59	35.05	154	69.94	759	290.14	908	367.47	2758	1193.81

**DISTRICT-WISE POSITION OF SWARNA JAYANTI GRAM SWAROZGAR YOJNA 2011-12
POSITION AS ON **31ST DEC. 2011****

FROM 01.04.2011 TO 31.12.2011

(₹ in Lacs)

S. No.	Name of the District	Group Targets	Indivi. Targets	Group Recvd.	Indivi. Recvd.	Sanctioned					
						Group		Individual		Total	
						No.	Amt.	No.	Amt.	No.	Amt.
1.	Dehradun	148	81	10	20	2	17.11	20	7.46	22	24.57
2.	Uttarkashi	161	88	118	127	112	202.50	120	50.40	232	252.90
3.	Hardwar	108	59	20	10	21	44.29	9	12.90	30	57.19
4.	Tehri	283	155	144	6	190	307.85	9	3.18	199	311.03
5.	Pauri	156	85	60	36	99	85.57	43	15.84	142	101.41
6.	Chamoli	142	78	171	182	107	274.21	114	274.21	221	548.42
7.	Rudra Prayag	76	42	88	65	84	38.62	38	10.96	122	49.58
	TOTAL Garhwal Mandal	1074	588	611	446	615	970.15	353	374.95	968	1345.10
8.	Almora	200	110	196	200	166	373.77	153	41.59	319	415.36
9.	Bageshwar	75	41	65	40	65	135.75	40	10.59	105	146.34
10.	Pithoragarh	120	66	144	94	123	0.00	69	0.00	192	0.00
11.	Champawat	53	29	50	79	50	0.00	76	0.00	126	0.00
12.	Nainital	96	53	95	112	86	273.14	79	34.04	165	307.18
13.	U.S. Nagar	190	104	35	53	94	122.50	79	81.41	173	203.91
	TOTAL Kumaon Mandal	734	403	585	578	584	905.16	496	167.63	1080	1072.79
	GRAND TOTAL	1808	991	1196	1024	1199	1875.31	849	542.58	2048	2417.89

Contd.

(₹ in Lacs)

S. No.	Name of the District	Loan Sanctioned to SC/ST beneficiaries		Loan Sanctioned to Women beneficiaries		Loan Sanctioned to Disabled		Group Loan Disbursed		Individual Loan Disbursed		Outstanding since inception	
		A/cs	Amt.	A/cs	Amt.	A/cs	Amt.	A/cs	Amt.	A/cs	Amt.	A/cs	Amt.
1.	Dehradun	8	2.25	5	1.85	0	0.00	2	17.11	20	7.46	253	156.53
2.	Uttarkashi	74	26.54	486	193.00	0	0.00	41	47.00	119	49.90	2078	909.99
3.	Hardwar	1	5.00	22	36.54	0	0.00	20	31.61	7	2.43	223	115.51
4.	Tehri	118	26.19	211	34.89	0	0.00	75	71.93	9	3.18	3008	2863.24
5.	Pauri	29	10.35	79	25.52	0	0.00	94	77.03	29	10.28	1811	746.74
6.	Chamoli	0	0.00	5	1.25	0	0.00	334	199.48	272	53.06	1086	792.85
7.	Rudra Prayag	19	7.46	6	1.45	0	0.00	67	45.10	29	8.45	321	382.07
	TOTAL Garhwal Mandal	249	77.79	814	294.50	0	0.00	633	489.26	485	134.76	8780	5966.93
8.	Almora	23	28.29	9	13.52	0	0.00	166	373.77	153	41.59	1081	467.90
9.	Bageshwar	31	43.89	12	21.95	0	0.00	65	140.83	39	11.15	1827	750.29
10.	Pithoragarh	0	0.00	0	0.00	0	0.00	123	0.00	69	0.00	0	0.00
11.	Champawat	0	0.00	0	0.00	0	0.00	50	0.00	76	0.00	49	43.80
12.	Nainital	74	30.91	0	0.00	0	0.00	76	160.36	75	25.44	192	140.13
13.	U.S. Nagar	30	21.83	15	8.38	6	4.00	88	103.32	75	78.30	1900	1187.44
	TOTAL Kumaon Mandal	158	124.92	36	43.85	6	4.00	568	778.28	487	156.48	5049	2589.56
	GRAND TOTAL	407	202.71	850	338.35	6	4.00	1201	1267.54	972	291.24	13829	8556.49

**SWARNJAYANTI GRAM SWAROZGAR YOJNA LENDING
ACTIVITYWISE CUMULATIVE POSITION UPTO **31ST DEC. 2011****

FROM 01.04.2011 TO 31.12.2011

(₹ in Lacs)

S. No.	Name of the District	Trade Shop		Allied Agr.		Rural Artisans		Village & Cottage		Others		Total	
		A/cs	Amt.	A/cs	Amt.	A/cs	Amt.	A/cs	Amt.	A/cs	Amt.	A/cs	Amt.
1.	Dehradun	55	28.64	0	0.00	39	23.88	68	38.97	89	65.04	251	156.53
2.	Uttarkashi	41	8.90	1476	595.85	98	18.82	85	20.15	378	266.27	2078	909.99
3.	Hardwar	54	53.34	182	92.29	5	4.06	3	5.45	71	40.19	315	195.33
4.	Tehri	450	831.15	1763	1106.14	561	789.48	172	98.42	50	38.04	2996	2863.23
5.	Pauri	53	14.65	1230	469.22	100	26.89	2	0.97	39	10.22	1424	521.95
6.	Chamoli	96	78.86	228	97.69	81	19.85	171	30.46	0	0.00	576	226.86
7.	Rudra Prayag	51	15.39	234	122.74	0	0.00	0	16.85	3	0.61	288	155.59
	TOTAL Garhwal Mandal	800	1030.93	5113	2483.93	884	882.98	501	211.27	630	420.37	7928	5029.48
8.	Almora	152	32.86	1342	617.80	314	67.08	2	0.86	122	43.92	1932	762.52
9.	Bageshwar	52	15.19	785	366.76	68	40.93	0	0.00	42	22.67	947	445.55
10.	Pithoragarh	55	30.45	414	256.70	86	42.33	147	68.83	371	403.15	1073	801.46
11.	Champawat	28	13.93	714	209.07	21	9.14	41	13.88	43	20.93	847	266.95
12.	Nainital	78	50.22	552	437.13	12	3.79	3	0.30	280	47.90	925	539.34
13.	U.S. Nagar	62	26.52	841	545.56	57	43.97	26	9.29	97	52.55	1083	677.89
	TOTAL Kumaon Mandal	427	169.17	4648	2433.02	558	207.24	219	93.16	955	591.12	6807	3493.71
	GRAND TOTAL	1227	1200.10	9761	4916.95	1442	1090.22	720	304.43	1585	1011.49	14735	8523.19

**HORTICULTURE FINANCING
OUTSTANDING AS ON *31ST DEC. 2011***

FROM 01.04.2011 TO 31.12.2011

(₹ in Lacs)

S. No.	Name of the District	Floriculture		Orchards		Medicinal & Aromatic Plants		100 Sq Mtr Poly House		Total Horticulture	
		No.	Amt.	No.	Amt.	No.	Amt.	No.	Amt.	No.	Amt.
1	2	3	4	5	6	7	8	9	10	11	12
1.	Dehradun	6	10.30	0	0.00	11	19.09	0	0.00	17	29.39
2.	Uttarkashi	1	2.00	10	15.00	54	21.52	0	0.00	65	38.52
3.	Hardwar	21	34.32	0	0.00	0	0.00	0	0.00	21	34.32
4.	Tehri	0	0.00	0	0.00	4	5.01	0	0.00	4	5.01
5.	Pauri	3	0.47	3	0.29	2	2.06	0	0.00	8	2.82
6.	Chamoli	0	0.00	0	0.00	2	3.50	0	0.00	2	3.50
7.	Rudra Prayag	0	0.00	0	0.00	1	2.00	0	0.00	1	2.00
	TOTAL Garhwal Mandal	31	47.09	13	15.29	74	53.18	0	0.00	118	115.56
8.	Almora	0	0.00	0	0.00	0	0.00	0	0.00	0	0.00
9.	Bageshwar	0	0.00	0	0.00	0	0.00	0	0.00	0	0.00
10.	Pithoragarh	0	0.00	0	0.00	0	0.00	0	0.00	0	0.00
11.	Champawat	0	0.00	0	0.00	0	0.00	0	0.00	0	0.00
12.	Nainital	132	738.19	0	0.00	0	0.00	0	0.00	132	738.19
13.	U.S. Nagar	33	141.58	0	0.00	0	0.00	0	0.00	33	141.58
	TOTAL Kumaon Mandal	165	879.77	0	0.00	0	0.00	0	0.00	165	879.77
	GRAND TOTAL	196	926.86	13	15.29	74	53.18	0	0.00	283	995.33

**KVIC/KVIB (Intt. Subsidy Scheme)
POSITION AS ON *31ST DEC. 2011***

FROM 01.04.2011 TO 31.12.2011

(₹ in Lacs)

S. No.	Name of the District	Received	APPLICATIONS KVIC (INTT. SUBSIDY SCHEME)							
			Sanctioned		Disbursed		Returned	Pending for Disbursement	Outstandings	
			No.	Amt.	No.	Amt.	No.	No.	No.	Amt.
1.	Dehradun	8	8	14.75	8	14.75	0	0	20	22.50
2.	Uttarkashi	0	0	0.00	0	0.00	0	0	26	17.53
3.	Hardwar	31	4	6.19	3	5.19	0	0	36	32.33
4.	Tehri	32	32	57.13	30	53.13	0	0	176	240.72
5.	Pauri	3	3	3.88	9	1.88	0	0	103	96.71
6.	Chamoli	0	20	53.36	20	53.36	0	0	147	165.93
7.	Rudra Prayag	14	13	23.90	13	23.90	0	0	54	51.69
	TOTAL Garhwal Mandal	88	80	159.21	83	152.21	0	0	562	627.41
8.	Almora	81	75	108.33	74	105.56	0	0	387	483.00
9.	Bageshwar	99	97	168.64	90	153.75	0	0	456	447.43
10.	Pithoragarh	162	53	96.75	53	96.75	2	107	364	414.13
11.	Champawat	91	52	90.90	52	90.90	7	32	69	104.27
12.	Nainital	85	31	52.70	29	57.31	5	3	77	96.41
13.	U.S. Nagar	12	12	15.60	12	15.60	0	0	39	72.08
	TOTAL Kumaon Mandal	530	320	532.92	310	519.87	14	142	1392	1617.32
	GRAND TOTAL	618	400	692.13	393	672.08	14	142	1954	2244.73

**NAVEEN RIN SAH ANUDAN AWAS YOJNA PROGRESS W.E.F. 15TH AUG. 2004
PROGRESS AS ON **31ST DEC. 2011****

FROM 01.04.2011 TO 31.12.2011

(₹ in Lacs)

S. No.	Name of the District	Yearly Targets	Received		Sanctioned		Disbursed		Returned	Pending for Disbursement	Outstandings since inception	
			No.	Amt.	No.	Amt.	No.	Amt.	No.	No.	No.	Amt.
1.	Dehradun	140	0	0.00	0	0.00	0	0.00	0	0	127	57.76
2.	Uttarkashi	135	60	28.20	60	28.20	58	26.88	0	0	920	156.01
3.	Hardwar	140	24	23.40	24	23.40	24	23.40	0	0	202	160.88
4.	Tehri	205	177	81.75	177	81.75	177	76.70	0	0	1970	742.05
5.	Pauri	282	227	123.34	225	123.34	225	112.34	2	2	2166	718.95
6.	Chamoli	205	190	9.60	53	9.60	53	9.60	127	137	518	113.10
7.	Rudra Prayag	100	41	16.85	40	16.85	40	16.85	0	1	316	84.72
	TOTAL Garhwal Mandal	1207	719	283.14	579	283.14	577	265.77	129	140	6219	2033.47
8.	Almora	250	173	40.80	102	40.80	81	32.40	0	71	2323	699.02
9.	Bageshwar	100	40	18.30	40	18.30	39	18.45	0	0	1027	305.59
10.	Pithoragarh	180	110	30.50	61	30.50	41	20.50	4	49	834	310.25
11.	Champawat	100	44	12.00	24	12.00	24	12.00	0	20	150	83.90
12.	Nainital	180	79	31.20	63	31.20	70	34.25	0	16	953	622.10
13.	U.S. Nagar	160	67	31.60	66	31.60	42	19.40	0	1	1494	591.98
	TOTAL Kumaon Mandal	970	513	164.40	356	164.40	297	137.00	4	157	6781	2612.84
	GRAND TOTAL	2177	1232	447.54	935	447.54	874	402.77	133	297	13000	4646.31

**INSURANCE SCHEME UNDER KCC / CROP LOAN
PROGRESS AS ON **31ST DEC. 2011****

FROM 01.04.2011 TO 31.12.2011

(₹ in Lacs)

S. No.	Name of the District	Farmers Covered under Personal Accident Insurance Scheme (PAIS)							
		Farmer's Covered		Lodgement of Claims		Claims Setteled		Claim Pending	
		No.	Amt.	No.	Amt.	No.	Amt.	No.	Amt.
1.	Dehradun	2420	2751.87	0	0.00	0	0.00	0	0.00
2.	Uttarkashi	3579	1587.34	1	0.50	0	0.00	1	0.50
3.	Hardwar	12032	16078.18	0	0.00	0	0.00	0	0.00
4.	Tehri	7767	1532.03	7	2.35	0	0.00	7	2.35
5.	Pauri	2921	1852.61	0	0.00	0	0.00	0	0.00
6.	Chamoli	2027	708.11	0	0.00	0	0.00	0	0.00
7.	Rudra Prayag	1586	193.86	0	0.00	0	0.00	0	0.00
	TOTAL Garhwal Mandal	32332	24704.00	8	2.85	0	0.00	8	2.85
8.	Almora	4644	1205.18	3	1.50	1	0.50	2	1.00
9.	Bageshwar	1079	385.29	5	2.50	2	1.00	3	1.50
10.	Pithoragarh	9208	3032.67	15	7.50	0	0.00	15	7.50
11.	Champawat	3926	1464.64	1	0.50	0	0.00	1	0.50
12.	Nainital	18225	10804.00	5	2.50	2	1.00	3	1.50
13.	U.S. Nagar	19477	38564.96	4	6.50	2	5.50	2	1.00
	TOTAL Kumaon Mandal	56559	55456.74	33	21.00	7	8.00	26	13.00
	GRAND TOTAL	88891	80160.74	41	23.85	7	8.00	34	15.85

**RASTRIYA KRISHI BIMA YOJANA (RKBY)/
NATIONAL AGRICULTURE INSURANCE SCHEME (NAIS)**

Implementing Agency : Agriculture Insurance Company of India Limited, Dehradun, U.K.

FROM 01.04.2011 TO 31.12.2011

(**₹ in Lacs**)

S. No.	Name of the District	Total Crop Loan Disbursed	Crop Loan Disbursed for notified crops	Crop Loan Insured for notified crops	No. of Farmers		Sum Insured	Premium Collected	Remarks
		Amount	Amount	Amount	Small/Marginal	Others			
1.	Dehradun	2751.87	0.00	0.00	573	0	201.72	4.94	
2.	Uttarkashi	1587.34	1220.89	1015.24	4397	0	881.16	21.61	
3.	Hardwar	16078.18	7884.24	662.79	0	0	0.00	0.00	
4.	Tehri	1532.03	1051.93	1051.93	5682	0	917.05	22.52	
5.	Pauri	1852.61	426.27	5.78	246	0	54.28	1.33	
6.	Chamoli	708.11	178.54	42.47	405	0	69.18	1.69	
7.	Rudra Prayag	193.86	99.79	95.91	313	0	59.41	1.46	
	TOTAL Garhwal Mandal	24704.00	10861.66	2874.12	11616	0	2182.80	53.55	
8.	Almora	1205.18	0.00	0.00	325	0	62.95	1.54	
9.	Bageshwar	385.29	0.00	0.00	9	0	2.89	0.07	
10.	Pithoragarh	3032.67	2335.24	1950.99	4963	0	925.69	22.76	
11.	Champawat	1464.64	3043.84	2827.20	639	0	151.81	3.75	
12.	Nainital	10804.00	912.76	912.76	730	0	379.97	9.31	
13.	U.S. Nagar	38564.96	34801.92	2104.92	1952	0	1493.89	36.60	
	TOTAL Kumaon Mandal	55456.74	41093.76	7795.87	8618	0	3017.20	74.03	
	GRAND TOTAL	80160.74	51955.42	10669.99	20234	0	5200.00	127.58	

**PROGRESS UNDER DIRECT SHG'S LINKAGE WITH BANKS
ACHIEVEMENTS UPTO THE QUARTER ENDED *DEC. 2011***

FROM 01.04.2011 TO 31.12.2011

(**₹ in Lacs**)

S. No.	Name of the District	NUMBER OF SELF HELP GROUPS - SAVING BANK A/C							Out of total outstanding women beneficiaries	
		Groups formed		Eligible for linkage	Linked & Disbursed		Total Outstanding		No.	Amt.
		NO.	SAVINGS		No.	Amt.	No.	Amt.		
1.	Dehradun	0	0.00	0	0	0.00	0	0.00	0	0.00
2.	Uttarkashi	154	23.26	136	133	29.05	433	93.85	413	84.52
3.	Hardwar	234	18.42	154	38	85.11	167	212.14	47	120.30
4.	Tehri	4211	164.43	3995	3995	1000.37	3469	1559.16	1797	256.13
5.	Pauri	183	13.23	51	53	37.16	579	84.89	591	47.41
6.	Chamoli	25	66.82	25	25	55.70	36	89.12	10	26.11
7.	Rudra Prayag	81	12.84	80	19	15.21	175	60.22	35	6.70
	TOTAL Garhwal Mandal	4888	299.00	4441	4263	1222.60	4859	2099.38	2893	541.17
8.	Almora	83	14.17	42	56	34.51	575	140.00	69	26.78
9.	Bageshwar	48	44.59	24	30	12.72	331	43.30	3	1.11
10.	Pithoragarh	44	41.66	35	35	40.31	39	39.69	22	9.18
11.	Champawat	31	22.04	19	19	20.00	32	30.90	6	4.52
12.	Nainital	331	78.18	209	286	79.68	726	306.22	299	138.21
13.	U.S. Nagar	516	152.18	258	82	133.90	869	723.21	239	195.39
	TOTAL Kumaon Mandal	1053	352.82	587	508	321.12	2572	1283.32	638	375.19
	GRAND TOTAL	5941	651.82	5028	4771	1543.72	7431	3382.70	3531	916.36

**SWAROJGAR & ARTISAN CREDIT CARD SCHEME
POSITION AS ON *31ST DEC. 2011***

FROM 01.04.2011 TO 31.12.2011

(₹ in Lacs)

S. No.	Name of the District	SCC (UPTO ₹ 25000/-)					ACC (₹ 25001/- TO ₹ 2 LACS)				
		Yearly Targets	Disbursement		Outstandings		Yearly Targets	Disbursement		Outstandings	
			No.	Amt.	No.	Amt.		No.	Amt.	No.	Amt.
1.	Dehradun	1000	0	0.00	88	18.35	140	1	0.50	17	7.88
2.	Uttarkashi	400	18	3.00	191	39.74	135	12	5.00	0	0.00
3.	Hardwar	400	476	523.90	2182	1099.84	140	426	13210.36	382	2521.06
4.	Tehri	200	13	3.10	172	43.08	205	10	2.59	8	1.72
5.	Pauri	300	6	1.50	119	26.72	205	42	132.85	1067	3277.69
6.	Chamoli	200	49	244.23	50	244.48	205	85	272.15	61	220.15
7.	Rudra Prayag	0	22	79.55	67	87.67	100	65	129.32	65	129.32
	TOTAL Garhwal Mandal	2500	584	855.28	2869	1559.88	1130	641	13752.77	1600	6157.82
8.	Almora	300	49	611.29	196	474.25	250	5	8.00	17	13.91
9.	Bageshwar	400	53	24.35	585	269.42	100	0	0.00	0	0.00
10.	Pithoragarh	400	4	1.00	2243	314.95	180	123	61.50	71	254.80
11.	Champawat	300	8	1.95	939	21.32	100	51	21.50	443	188.04
12.	Nainital	400	103	38.60	592	186.25	180	104	85.60	146	109.95
13.	U.S. Nagar	700	281	569.48	1349	992.63	160	38	99.45	1053	7942.86
	TOTAL Kumaon Mandal	2500	498	1246.67	5904	2258.82	970	321	276.05	1730	8509.56
	GRAND TOTAL	5000	1082	2101.95	8773	3818.70	2100	962	14028.82	3330	14667.38

**ALL TYPES OF HOUSING SCHEME PROGRESS
POSITION AS ON *31ST DEC. 2011***

FROM 01.04.2011 TO 31.12.2011

(₹ in Lacs)

S. No.	Name of the District	Application upto ₹ 20 lacs					
		Sanctioned During the year		Disbursed During the year		Outstandings (as on 31.12.2011)	
		No.	Amt.	No.	Amt.	No.	Amt.
1.	Dehradun	136	1505.00	136	1336.52	1652	7575.14
2.	Uttarkashi	191	467.42	189	434.00	1849	2633.14
3.	Hardwar	763	5269.49	758	4862.14	5655	19605.89
4.	Tehri	156	1120.93	153	1104.69	2686	6360.82
5.	Pauri	749	4009.84	737	3518.14	6814	16160.18
6.	Chamoli	237	761.03	238	763.96	1735	3195.93
7.	Rudra Prayag	73	283.77	75	266.27	533	1736.55
	TOTAL Garhwal Mandal	2305	13417.48	2286	12285.72	20924	57267.65
8.	Almora	235	866.96	235	680.11	3382	6315.91
9.	Bageshwar	90	277.65	90	125.82	890	1345.70
10.	Pithoragarh	325	982.99	191	536.22	3458	2610.19
11.	Champawat	66	161.80	84	257.40	879	1634.56
12.	Nainital	569	3598.87	620	3424.43	4923	19955.61
13.	U.S. Nagar	366	2692.75	380	2730.95	4207	12680.11
	TOTAL Kumaon Mandal	1651	8581.02	1600	7754.93	17739	44542.08
	GRAND TOTAL	3956	21998.50	3886	20040.65	38663	101809.73

Contd.

(₹ in Lacs)

S. No.	Name of the District	Application Above ₹ 20 lacs					
		Sanctioned During the year		Disbursed During the year		Outstandings (as on 31.12.2011)	
		No.	Amt.	No.	Amt.	No.	Amt.
1.	Dehradun	1	35.00	1	12.50	70	700.49
2.	Uttarkashi	0	0.00	0	0.00	144	383.89
3.	Hardwar	40	838.50	38	684.95	3320	2249.83
4.	Tehri	7	150.00	7	150.00	15	440.00
5.	Pauri	3	75.00	3	60.00	14	769.83
6.	Chamoli	0	0.00	0	0.00	2	13.00
7.	Rudra Prayag	0	0.00	0	0.00	0	0.00
	TOTAL Garhwal Mandal	51	1098.50	49	907.45	3565	4557.04
8.	Almora	2	50.00	2	50.00	326	1272.25
9.	Bageshwar	0	0.00	0	0.00	55	85.35
10.	Pithoragarh	0	0.00	0	0.00	0	0.00
11.	Champawat	0	0.00	0	0.00	0	0.00
12.	Nainital	22	324.00	23	221.22	767	3116.77
13.	U.S. Nagar	1323	1218.30	2	20.00	657	2465.30
	TOTAL Kumaon Mandal	1347	1592.30	27	291.22	1805	6939.67
	GRAND TOTAL	1398	2690.80	76	1198.67	5370	11496.71

SLBC - 32

**DISTRICT-WISE PROGRESS UNDER CREDIT GUARANTEE FUND TRUST OF INDIA
POSITION AS ON **31ST DEC. 2011****

FROM 01.04.2011 TO 31.12.2011

(₹ in Lacs)

S. No.	Name of the District	No. of SSI units	Eligible under CGFTSI	Covered under CGFTSI		Gap
		No.	No.	No.	Amt.	No.
1.	Dehradun	2249	511	121	556.51	390
2.	Uttarkashi	801	43	43	46.00	0
3.	Hardwar	2449	493	464	2270.83	29
4.	Tehri	3259	138	141	351.53	-3
5.	Pauri	1531	159	154	548.73	5
6.	Chamoli	540	0	0	0.00	0
7.	Rudra Prayag	1486	11	9	23.00	2
	TOTAL Garhwal Mandal	12315	1355	932	3796.60	423
8.	Almora	1830	140	96	115.88	44
9.	Bageshwar	1130	105	85	148.59	20
10.	Pithoragarh	3287	93	55	167.89	38
11.	Champawat	2138	30	30	145.60	0
12.	Nainital	1994	167	153	400.23	14
13.	U.S. Nagar	8200	300	266	1743.92	34
	TOTAL Kumaon Mandal	18579	835	685	2722.11	150
	GRAND TOTAL	30894	2190	1617	6518.71	573

**ADVANCES TO M.S.M.E. SECTOR
POSITION AS ON 31ST DEC. 2011**

(₹ in Crores)

S. No.	Name of the District	Credit to Micro Enterprises				Credit to Small Enterprises			
		Manufacturing Sector		Service Sector		Manufacturing Sector		Service Sector	
		No.	Amt.	No.	Amt.	No.	Amt.	No.	Amt.
1.	Dehradun	0	0.00	155	53.92	45	47.61	387	83.04
2.	Uttarkashi	137	4.80	482	222.95	0	0.00	0	0.00
3.	Hardwar	3884	4877.62	8386	4251.77	5850	3964.57	63988	249.90
4.	Tehri	800	86.33	1759	565.15	13	32.51	166	465.14
5.	Pauri	607	220.05	3218	55.66	20	7.29	758	31.45
6.	Chamoli	1	40.04	139	6.07	242	156.37	507	0.00
7.	Rudra Prayag	1	5.00	19	66.75	228	148.00	900	1885.35
	TOTAL Garhwal Mandal	5430	5233.84	14158	5222.27	6398	4356.35	66706	2714.88
8.	Almora	856	112.96	6840	1556.93	11	24.76	337	392.48
9.	Bageshwar	595	62.59	3977	320.24	8	12.46	35	87.80
10.	Pithoragarh	46	35.51	661	560.37	96	317.50	32	62.76
11.	Champawat	18	30.20	1081	684.29	274	626.32	44	34.72
12.	Nainital	378	823.54	7293	3573.71	49	1553.64	448	479.71
13.	U.S. Nagar	480	22428.84	3749	6122.03	165	6905.43	76	1012.03
	TOTAL Kumaon Mandal	2373	23493.64	23601	12817.57	603	9440.11	972	2069.50
	GRAND TOTAL	7803	28727.48	37759	18039.84	7001	13796.46	67678	4784.38

SLBC - 33(a)

Contd.

(₹ in Crores)

S. No.	Name of the District	Total Micro & Small Enterprises				Credit to Medium Enterprises			
		Manufacturing Sector		Service Sector		Manufacturing Sector		Service Sector	
		No.	Amt.	No.	Amt.	No.	Amt.	No.	Amt.
1.	Dehradun	45	47.61	542	136.96	0	0.00	63	3.92
2.	Uttarkashi	137	4.80	482	222.95	0	0.00	0	0.00
3.	Hardwar	9734	8842.19	72374	4501.67	3	9.50	14	96.76
4.	Tehri	813	118.84	1925	1030.29	0	0.00	0	0.00
5.	Pauri	627	227.34	3976	87.11	628	227.51	4169	97.53
6.	Chamoli	243	196.41	646	6.07	0	178.00	637	0.00
7.	Rudra Prayag	229	153.00	919	1952.10	0	0.00	0	0.00
	TOTAL Garhwal Mandal	11828	9590.19	80864	7937.15	631	415.01	4883	198.21
8.	Almora	867	137.72	7177	1949.41	2	3.08	0	0.00
9.	Bageshwar	603	75.05	4012	408.04	0	0.00	0	0.00
10.	Pithoragarh	142	353.01	693	623.13	0	0.00	0	0.00
11.	Champawat	292	656.52	1125	719.01	0	0.00	0	0.00
12.	Nainital	427	2377.18	7741	4053.42	0	0.00	3	1.24
13.	U.S. Nagar	645	29334.27	3825	7134.06	56	274.93	0	0.00
	TOTAL Kumaon Mandal	2976	32933.75	24573	14887.07	58	278.01	3	1.24
	GRAND TOTAL	14804	42523.94	105437	22824.22	689	693.02	4886	199.45

Contd.

(₹ in Crores)

S. No.	Name of the District	Total M.S.M.E.				Out of which Advances upto 5 Lacs			
		Manufacturing Sector		Service Sector		Manufacturing Sector		Service Sector	
		No.	Amt.	No.	Amt.	No.	Amt.	No.	Amt.
1.	Dehradun	45	47.61	605	140.88	0	0.00	0	0.00
2.	Uttarkashi	137	4.80	482	222.95	131	0.93	264	3.55
3.	Hardwar	9737	8851.69	72388	4598.43	164	16.93	1273	173.02
4.	Tehri	813	118.84	1925	1030.29	706	3.49	1538	16.65
5.	Pauri	1255	454.85	8145	184.64	0	0.00	0	0.00
6.	Chamoli	243	374.41	1283	6.07	0	0.00	0	0.00
7.	Rudra Prayag	229	153.00	919	1952.10	0	0.00	0	0.00
	TOTAL Garhwal Mandal	12459	10005.20	85747	8135.36	1001	21.35	3075	193.22
8.	Almora	869	140.80	7177	1949.41	622	3.95	3139	34.16
9.	Bageshwar	603	75.05	4012	408.04	149	1.09	1374	15.33
10.	Pithoragarh	142	353.01	693	623.13	0	0.00	18	41.76
11.	Champawat	292	656.52	1125	719.01	0	0.00	16	25.64
12.	Nainital	427	2377.18	7744	4054.66	0	590.15	1125	1207.44
13.	U.S. Nagar	701	29609.20	3825	7134.06	0	0.00	0	0.00
	TOTAL Kumaon Mandal	3034	33211.76	24576	14888.31	771	595.19	5672	1324.33
	GRAND TOTAL	15493	43216.96	110323	23023.67	1772	616.54	8747	1517.55

**STATEMENT OF SICK UNITS (SSI) FOR UTTARAKHAND
(EXCLUDING STATE SPONSORED SCHEMES i.e. PMRY etc.)
AS ON **31ST DEC. 2011****

FROM 01.04.2011 TO 31.12.2011

(₹ in Lacs)

S. No.	Name of the District	Potentiality Viable Sick SSI Unit(s)		Non Viable Sick Unit(s)		Total Number of Sick SSI Unit(s)		Units Rehabilitated After Nursing		Sick viable units yet to be rehabilitated	
		No.	Amt.	No.	Amt.	No.	Amt.	No.	Amt.	No.	Amt.
1	2	3	4	5	6	7	8	9	10	11	12
1.	Dehradun	0	0.00	0	0.00	0	0.00	0	0.00	0	0.00
2.	Uttarkashi	0	0.00	0	0.00	0	0.00	0	0.00	0	0.00
3.	Hardwar	1	11.00	3	70.12	4	81.12	0	0.00	4	81.12
4.	Tehri	1	30.00	8	45.01	9	75.01	0	0.00	9	75.01
5.	Pauri	20	2.39	2	0.01	22	2.40	0	0.00	22	2.40
6.	Chamoli	0	0.00	0	0.00	0	0.00	0	0.00	0	0.00
7.	Rudra Prayag	0	0.00	0	0.00	0	0.00	0	0.00	0	0.00
	TOTAL Garhwal Mandal	22	43.39	13	115.14	35	158.53	0	0.00	35	158.53
8.	Almora	0	0.00	0	0.00	0	0.00	0	0.00	0	0.00
9.	Bageshwar	0	0.00	0	0.00	0	0.00	0	0.00	0	0.00
10.	Pithoragarh	19	24.67	12	8.46	31	33.13	0	0.00	31	33.13
11.	Champawat	9	6.49	0	0.00	9	6.49	0	0.00	9	6.49
12.	Nainital	4	1980.27	0	0.00	4	1980.27	0	0.00	4	1980.27
13.	U.S. Nagar	6	2067.27	2	87.00	8	2154.27	0	0.00	8	2154.27
	TOTAL Kumaon Mandal	38	4078.70	14	95.46	52	4174.16	0	0.00	52	4174.16
	GRAND TOTAL	60	4122.09	27	210.60	87	4332.69	0	0.00	87	4332.69

**NPA MANAGEMENT (SEGMENTWISE)
POSITION AS ON 31ST DEC. 2011**

FROM 01.04.2011 TO 31.12.2011

(₹ in Lacs)

S. No.	Name of the District	NPA Position as on 31.03.2011											
		C&I		Agri.		SSI		SBF		Per.		Total	
		No.	Amt.	No.	Amt.	No.	Amt.	No.	Amt.	No.	Amt.	No.	Amt.
1.	Dehradun	0	0.00	639	1790.29	0	0.00	0	0.00	0	0.00	639	1790.29
2.	Uttarkashi	0	0.00	2287	1023.16	83	43.06	0	0.00	2502	1828.47	4872	2894.69
3.	Hardwar	7221	13030.24	746	26975.64	653	955.04	2923	28757.39	50727	3073.09	62270	72791.40
4.	Tehri	19	24.73	755	207.85	396	156.52	603	249.05	782	2109.75	2555	2747.90
5.	Pauri	0	0.00	0	0.00	0	0.00	0	0.00	0	0.00	0	0.00
6.	Chamoli	0	0.00	0	0.00	0	0.00	0	0.00	0	0.00	0	0.00
7.	Rudra Prayag	0	0.00	0	0.00	0	0.00	0	0.00	0	0.00	0	0.00
	TOTAL Garhwal Mandal	7240	13054.97	4427	29996.94	1132	1154.62	3526	29006.44	54011	7011.31	70336	80224.28
8.	Almora	211	619.43	54	111.89	37	89.89	53	213.27	5	125.45	360	1159.93
9.	Bageshwar	1	9.19	0	33.00	0	10.00	23	171.25	0	26.00	24	249.44
10.	Pithoragarh	2	0.22	156	1199.52	42	42.56	735	635.86	95	42.56	1030	1920.72
11.	Champawat	0	0.00	109	363.40	26	19.07	293	163.09	42	25.16	470	570.72
12.	Nainital	4389	2642.41	136	19.90	38	1004.15	62	1711.16	64	2.09	4689	5379.71
13.	U.S. Nagar	0	0.00	0	0.00	0	0.00	0	0.00	0	0.00	0	0.00
	TOTAL Kumaon Mandal	4603	3271.25	455	1727.71	143	1165.67	1166	2894.63	206	221.26	6573	9280.52
	GRAND TOTAL	11843	16326.22	4882	31724.65	1275	2320.29	4692	31901.07	54217	7232.57	76909	89504.80

SLBC - 35(a)

Contd.

(₹ in Lacs)

S. No.	Name of the District	Addition											
		C&I		Agri.		SSI		SBF		Per.		Total	
		No.	Amt.	No.	Amt.	No.	Amt.	No.	Amt.	No.	Amt.	No.	Amt.
1.	Dehradun	0	0.00	667	2260.86	0	0.00	0	0.00	0	0.00	667	2260.86
2.	Uttarkashi	0	0.00	188	169.69	2	9.00	0	0.00	161	830.09	351	1008.78
3.	Hardwar	645	3793.92	262	177.70	75	147.92	186	389.28	128	189.51	1296	4698.33
4.	Tehri	120	324.03	2023	490.88	250	156.77	660	344.70	165	172.11	3218	1488.49
5.	Pauri	0	0.00	0	0.00	0	0.00	0	0.00	0	0.00	0	0.00
6.	Chamoli	0	0.00	0	0.00	0	0.00	0	0.00	0	0.00	0	0.00
7.	Rudra Prayag	0	0.00	0	0.00	0	0.00	0	0.00	0	0.00	0	0.00
	TOTAL Garhwal Mandal	765	4117.95	3140	3099.13	327	313.69	846	733.98	454	1191.71	5532	9456.46
8.	Almora	47	29.19	5	43.00	5	10.04	6	89.00	7	88.00	70	259.23
9.	Bageshwar	6	3.28	0	15.00	0	2.00	0	19.00	0	11.00	6	50.28
10.	Pithoragarh	0	0.00	0	396.42	0	0.00	385	502.94	0	0.00	385	899.36
11.	Champawat	0	0.00	0	205.76	0	0.00	156	120.01	0	0.00	156	325.77
12.	Nainital	23	15.73	135	2.57	13	488.40	94	1.82	32	1.77	297	510.29
13.	U.S. Nagar	0	0.00	0	0.00	0	0.00	0	0.00	0	0.00	0	0.00
	TOTAL Kumaon Mandal	76	48.20	140	662.75	18	500.44	641	732.77	39	100.77	914	2044.93
	GRAND TOTAL	841	4166.15	3280	3761.88	345	814.13	1487	1466.75	493	1292.48	6446	11501.39

SLBC - 35(b)

Contd.

(₹ in Lacs)

S. No.	Name of the District	Recovery											
		C&I		Agri.		SSI		SBF		Per.		Total	
		No.	Amt.	No.	Amt.	No.	Amt.	No.	Amt.	No.	Amt.	No.	Amt.
1.	Dehradun	0	0.00	0	946.71	0	0.00	0	0.00	0	0.00	0	946.71
2.	Uttarkashi	0	0.00	1208	589.77	643	936.67	0	0.00	57	31.44	1908	1557.88
3.	Hardwar	1103	2666.74	5	9.71	7	12.84	12	37.73	10	19.46	1137	2746.48
4.	Tehri	9	11.59	478	205.10	167	46.73	637	245.54	95	164.23	1386	673.20
5.	Pauri	0	0.00	0	0.00	0	0.00	0	0.00	0	0.00	0	0.00
6.	Chamoli	0	0.00	0	0.00	0	0.00	0	0.00	0	0.00	0	0.00
7.	Rudra Prayag	0	0.00	0	0.00	0	0.00	0	0.00	0	0.00	0	0.00
	TOTAL Garhwal Mandal	1112	2678.33	1691	1751.29	817	996.24	649	283.27	162	215.13	4431	5924.27
8.	Almora	145	14.22	8	38.22	15	63.55	15	54.33	0	44.38	183	214.70
9.	Bageshwar	1	2.67	0	20.00	0	8.00	0	73.00	0	10.00	1	113.67
10.	Pithoragarh	0	0.00	0	0.00	0	0.00	87	97.23	0	0.00	87	97.23
11.	Champawat	0	0.00	0	0.00	0	0.00	27	16.95	0	0.00	27	16.95
12.	Nainital	35	3.57	132	12.60	19	2.45	30	2.66	35	2.07	251	23.35
13.	U.S. Nagar	0	0.00	0	0.00	0	0.00	0	0.00	0	0.00	0	0.00
	TOTAL Kumaon Mandal	181	20.46	140	70.82	34	74.00	159	244.17	35	56.45	549	465.90
	GRAND TOTAL	1293	2698.79	1831	1822.11	851	1070.24	808	527.44	197	271.58	4980	6390.17

SLBC - 35(c)

Contd.

(₹ in Lacs)

S. No.	Name of the District	NPA Position as on 31.12.2011							
		C&I		Agri.		SSI		SBF	
		No.	Amt.	No.	Amt.	No.	Amt.	No.	Amt.
1.	Dehradun	0	0.00	1306	3104.44	0	0.00	0	0.00
2.	Uttarkashi	0	0.00	1267	603.08	-558	-884.61	0	0.00
3.	Hardwar	6763	14157.42	1003	27143.63	721	1090.12	3097	29108.94
4.	Tehri	130	337.17	2300	493.63	479	266.55	626	348.21
5.	Pauri	0	0.00	0	0.00	0	0.00	0	0.00
6.	Chamoli	0	0.00	0	0.00	0	0.00	0	0.00
7.	Rudra Prayag	0	0.00	0	0.00	0	0.00	0	0.00
	TOTAL Garhwal Mandal	6893	14494.59	5876	31344.78	642	472.06	3723	29457.15
8.	Almora	113	634.40	51	116.67	27	36.38	44	247.94
9.	Bageshwar	6	9.80	0	28.00	0	4.00	23	117.25
10.	Pithoragarh	2	0.22	156	1595.94	42	42.56	1033	1041.57
11.	Champawat	0	0.00	109	569.16	26	19.07	422	266.15
12.	Nainital	4377	2654.57	139	9.87	32	1490.10	126	1710.32
13.	U.S. Nagar	0	0.00	0	0.00	0	0.00	0	0.00
	TOTAL Kumaon Mandal	4498	3298.99	455	2319.64	127	1592.11	1648	3383.23
	GRAND TOTAL	11391	17793.58	6331	33664.42	769	2064.17	5371	32840.38

Contd.

(₹ in Lacs)

S. No.	Name of the District	NPA Position as on 31.12.2011				Total Advances		% of NPA to Total Advances
		Per.		Total NPA		No.	Amt.	
		No.	Amt.	No.	Amt.			
1.	Dehradun	0	0.00	1306	3104.44	17151	543499.00	0.57
2.	Uttarkashi	2606	2627.12	3315	2345.59	22422	28192.00	8.32
3.	Hardwar	50845	3243.14	62429	74743.25	143278	510512.03	14.64
4.	Tehri	852	2117.63	4387	3563.19	161923	52441.93	6.79
5.	Pauri	0	0.00	0	0.00	63881	78824.00	0.00
6.	Chamoli	0	0.00	0	0.00	700	47125.00	0.00
7.	Rudra Prayag	0	0.00	0	0.00	31084	20259.00	0.00
	TOTAL Garhwal Mandal	54303	7987.89	71437	83756.47	440439	1280852.96	6.54
8.	Almora	12	169.07	247	1204.46	54754	60187.00	2.00
9.	Bageshwar	0	27.00	29	186.05	13291	25942.00	0.72
10.	Pithoragarh	95	42.56	1328	2722.85	71890	52994.00	5.14
11.	Champawat	42	25.16	599	879.54	23422	20103.00	4.38
12.	Nainital	61	1.79	4735	5866.65	48821	185118.00	3.17
13.	U.S. Nagar	0	0.00	0	0.00	98595	493689.00	0.00
	TOTAL Kumaon Mandal	210	265.58	6938	10859.55	310773	838033.00	1.30
	GRAND TOTAL	54513	8253.47	78375	94616.02	751212	2118885.96	4.47

**DISTRICT-WISE POSITION OF SEGMENTWISE WRITE-OFF (2011-12)
POSITION AS ON **31.12.2011****

FROM 01.04.2011 TO 31.12.2011

(₹ in Lacs)

S. No.	Name of the District	SSI		SBF		AGL		NON-P.S.		TOTAL	
		No.	Amt.	No.	Amt.	No.	Amt.	No.	Amt.	No.	Amt.
1.	Dehradun	0	0.00	0	0.00	35	28.64	0	0.00	35	28.64
2.	Uttarkashi	0	0.00	0	0.00	0	0.00	0	0.00	0	0.00
3.	Hardwar	0	0.00	345	107.98	61	42.37	367	135.05	773	285.40
4.	Tehri	0	0.00	26	5.46	77	9.19	32	9.01	135	23.66
5.	Pauri	14	3.12	213	46.09	28	11.76	134	32.72	389	93.69
6.	Chamoli	10	7.70	70	53.60	0	0.00	44	13.46	124	74.76
7.	Rudra Prayag	11	4.75	24	17.25	0	0.00	12	3.15	47	25.15
	TOTAL Garhwal Mandal	35	15.57	678	230.38	201	91.96	589	193.39	1503	531.30
8.	Almora	36	23.97	66	20.21	0	0.00	75	39.72	177	83.90
9.	Bageshwar	0	0.00	6	12.70	0	0.00	4	0.20	10	12.90
10.	Pithoragarh	13	3.33	31	28.12	0	0.00	0	0.00	44	31.45
11.	Champawat	2	0.24	8	7.01	0	0.00	0	0.00	10	7.25
12.	Nainital	2	16.66	36	19.41	2	0.94	19	24.75	59	61.76
13.	U.S. Nagar	23	376.61	109	33.63	115	36.72	45	37.90	292	484.86
	TOTAL Kumaon Mandal	76	420.81	256	121.08	117	37.66	143	102.57	592	682.12
	GRAND TOTAL	111	436.38	934	351.46	318	129.62	732	295.96	2095	1213.42

FOREX BUSINESS
OUTSTANDING FOR THE QUARTER ENDED 31ST DEC. 2011

FROM 01.04.2011 TO 31.12.2011

(₹ in Lacs)

S. No.	Name of the District	No. of Brs. handing FOREX Business	Outstanding level of Export Business			Outstanding level of Import Business		
			31.03.10	31.03.11	31.12.11	31.03.10	31.03.11	31.12.11
			Amount	Amount	Amount	Amount	Amount	Amount
1.	Dehradun	0.00	0.00	0.00	0.00	0.00	0.00	0.00
2.	Uttarkashi	0.00	0.00	0.00	0.00	0.00	0.00	0.00
3.	Hardwar	0.00	0.00	0.00	0.00	0.00	0.00	0.00
4.	Tehri	0.00	0.00	0.00	0.00	0.00	0.00	0.00
5.	Pauri	0.00	0.00	0.00	0.00	0.00	0.00	0.00
6.	Chamoli	0.00	0.00	0.00	0.00	0.00	0.00	0.00
7.	Rudra Prayag	0.00	0.00	0.00	0.00	0.00	0.00	0.00
	TOTAL Garhwal Mandal	0.00	0.00	0.00	0.00	0.00	0.00	0.00
8.	Almora	0.00	0.00	0.00	0.00	0.00	0.00	0.00
9.	Bageshwar	0.00	0.00	0.00	0.00	0.00	0.00	0.00
10.	Pithoragarh	0.00	0.00	0.00	0.00	0.00	0.00	0.00
11.	Champawat	0.00	0.00	0.00	0.00	0.00	0.00	0.00
12.	Nainital	0.00	0.00	0.00	0.00	0.00	0.00	0.00
13.	U.S. Nagar	0.00	0.00	0.00	0.00	0.00	0.00	0.00
	TOTAL Kumaon Mandal	0.00	0.00	0.00	0.00	0.00	0.00	0.00
	GRAND TOTAL	0.00	0.00	0.00	0.00	0.00	0.00	0.00

FINANCING TO WOMEN BENEFICIARIES
POSITION AS ON 31ST DEC. 2011

FROM 01.04.2011 TO 31.12.2011

(₹ in Lacs)

S. No.	Name of the District	Amt. of loan disbursed to women beneficiaries under Govt. Sponsored Sch.		Amt. of loan disbursed to women beneficiaries under Banks Gen. Sch.		Total Amount of loan disbursed to women beneficiaries		% flow to women	Total outstanding to women beneficiaries under all types of finances \$\$	
		No.	Amt.	No.	Amt.	No.	Amt.	No.	No.	Amt.
1.	Dehradun	70	41.59	2361	3423.41	2431	3465.00	13.85	23320	25022.09
2.	Uttarkashi	648	192.64	318	148.72	966	341.36	11.20	3859	3047.17
3.	Hardwar	342	626.91	1932	6889.57	2274	7516.48	27.24	25495	27592.69
4.	Tehri	292	104.47	362	243.45	654	347.92	8.00	2429	4349.20
5.	Pauri	173	128.48	429	723.21	602	851.69	10.90	7187	7816.40
6.	Chamoli	270	364.68	253	346.42	523	711.10	17.99	1333	3952.51
7.	Rudra Prayag	120	41.15	69	59.76	189	100.91	3.52	1602	2868.59
	TOTAL Garhwal Mandal	1915	1499.92	5724	11834.54	7639	13334.46	17.86	65225	74648.65
8.	Almora	404	182.96	436	302.14	840	485.10	7.28	15042	6664.71
9.	Bageshwar	67	45.54	102	89.46	169	135.00	5.90	2070	2287.27
10.	Pithoragarh	372	129.48	395	387.94	767	517.41	7.72	10638	6700.01
11.	Champawat	118	73.02	156	153.92	274	226.94	13.47	4996	1684.47
12.	Nainital	170	156.24	1527	1766.64	1697	1922.88	11.85	14346	16224.44
13.	U.S. Nagar	413	911.03	2076	4641.39	2489	5552.42	21.55	32230	25763.97
	TOTAL Kumaon Mandal	1544	1498.26	4692	7341.48	6236	8839.74	14.90	79322	59324.87
	GRAND TOTAL	3459	2998.18	10416	19176.02	13875	22174.20	16.55	144547	133973.52

**BANK FINANCES TO MINORITY COMMUNITIES
OUTSTANDING AS ON *31ST DEC. 2011***

COMMUNITYWISE OUTSTANDINGS

(₹ in Lacs)

S. No.	Name of the District	Christians (1)		Muslims (2)		Sikhs (3)	
		A/cs	Amt.	A/cs	Amt.	A/cs	Amt.
1.	Dehradun	409	248.32	15301	12548.46	6714	24569.14
2.	Uttarkashi	118	51.00	72	14.03	18	39.68
3.	Hardwar	350	157.36	16993	14607.35	5022	21969.84
4.	Tehri	25	18.19	315	213.42	79	194.92
5.	Pauri	190	160.32	962	931.30	580	315.99
6.	Chamoli	0	0.00	93	92.94	2	3.50
7.	Rudra Prayag	0	0.00	79	58.77	0	0.00
	TOTAL Garhwal Mandal	1092	635.19	33815	28466.27	12415	47093.07
8.	Almora	126	162.52	508	467.52	106	147.09
9.	Bageshwar	14	12.96	203	186.22	50	12.00
10.	Pithoragarh	50	63.54	323	619.73	20	51.24
11.	Champawat	9	9.05	275	122.61	18	23.37
12.	Nainital	471	550.22	10282	6448.54	5535	5816.27
13.	U.S. Nagar	164	320.08	12333	14628.01	30111	38544.96
	TOTAL Kumaon Mandal	834	1118.37	23924	22472.63	35840	44594.93
	GRAND TOTAL	1926	1753.56	57739	50938.90	48255	91688.00

SLBC - 39(a)

Contd.

(₹ in Lacs)

S. No.	Name of the District	Others (4)		Total Adv. (1 to 4)		Total PSA in Uttarakhand		% Share to total PSA in Uttarakhand
		A/cs	Amt.	A/cs	Amt.	A/cs	Amt.	
1.	Dehradun	2494	2589.80	24918	39955.72	18432	279244.00	14.31
2.	Uttarkashi	36	35.92	244	140.63	9381	32230.60	0.44
3.	Hardwar	2027	3788.39	24392	40522.94	102856	373245.00	10.86
4.	Tehri	81	82.35	500	508.88	48609	75808.50	0.67
5.	Pauri	63	46.23	1795	1453.84	30314	59722.20	2.43
6.	Chamoli	559	717.00	654	813.44	30857	32566.10	2.50
7.	Rudra Prayag	1	1.39	80	60.16	16429	15417.00	0.39
	TOTAL Garhwal Mandal	5261	7261.08	52583	83455.61	256878	868233.40	9.61
8.	Almora	811	1112.14	1551	1889.27	36172	48659.00	3.88
9.	Bageshwar	374	660.00	641	871.18	11511	13368.00	6.52
10.	Pithoragarh	426	789.97	819	1524.48	61944	47126.00	3.23
11.	Champawat	1005	1355.83	1307	1510.86	27282	19602.20	7.71
12.	Nainital	1848	2971.41	18136	15786.44	51184	163212.34	9.67
13.	U.S. Nagar	4112	3580.21	46720	57073.26	134946	472976.00	12.07
	TOTAL Kumaon Mandal	8576	10469.56	69174	78655.49	323039	764943.54	10.28
	GRAND TOTAL	13837	17730.64	121757	162111.10	579917	1633176.94	9.93

RECOVERY POSITION AS ON 31.12.2011
UNDER VARIOUS GOVT SPONSORED POVERTY ALLEVIATION PROGRAMME

(₹ in Lacs)

S. No.	Name of the District	Name of the Scheme											
		PMRY				SCP				SLRS			
		Demand Raised	Amount Recov.	Amount Over Due	Recov. (%)	Demand Raised	Amount Recov.	Amount Over Due	Recov. (%)	Demand Raised	Amount Recov.	Amount Over Due	Recov. (%)
1.	Dehradun	139.83	54.06	85.77	38.66	39.51	19.89	19.62	50.34	0.00	0.00	0.00	0.00
2.	Uttarkashi	57.24	22.00	35.24	38.43	6.74	3.87	2.87	57.42	0.00	0.00	0.00	0.00
3.	Hardwar	1003.28	343.39	659.89	34.23	85.08	49.28	35.80	57.92	0.02	0.00	0.02	0.00
4.	Tehri	79.42	44.14	35.28	55.58	91.25	57.17	34.08	62.65	0.50	0.18	0.32	36.00
5.	Pauri	145.18	107.32	37.86	73.92	97.55	33.27	64.28	34.11	0.40	0.29	0.11	72.50
6.	Chamoli	5.04	3.43	1.61	68.06	64.93	12.45	52.48	19.17	0.00	0.00	0.00	0.00
7.	Rudra Prayag	20.24	7.75	12.49	38.29	28.35	5.17	23.18	18.24	0.00	0.00	0.00	0.00
	TOTAL Garhwal Mandal	1450.23	582.09	868.14	40.14	413.41	181.10	232.31	43.81	0.92	0.47	0.45	51.09
8.	Almora	166.79	111.13	55.66	66.63	61.80	33.47	28.33	54.16	1.12	0.59	0.53	52.68
9.	Bageshwar	39.22	24.96	14.26	63.64	34.90	21.72	13.18	62.23	4.38	2.68	1.70	61.19
10.	Pithoragarh	7.41	2.93	4.48	39.54	27.20	19.19	8.01	70.55	0.00	0.00	0.00	0.00
11.	Champawat	0.40	0.20	0.20	50.00	88.28	80.44	7.84	91.12	0.00	0.00	0.00	0.00
12.	Nainital	229.24	99.43	129.81	43.37	42.29	25.65	16.64	60.65	5.30	4.20	1.10	79.25
13.	U.S. Nagar	232.78	103.02	129.76	44.26	42.72	19.65	23.07	46.00	15.00	7.50	7.50	50.00
	TOTAL Kumaon Mandal	675.84	341.67	334.17	50.55	297.19	200.12	97.07	67.34	25.80	14.97	10.83	58.02
	GRAND TOTAL	2126.07	923.76	1202.31	43.45	710.60	381.22	329.38	53.65	26.72	15.44	11.28	57.78

SLBC - 41(a)

Contd.

(₹ in Lacs)

S. No.	Name of the District	Name of the Scheme							
		SJSRY				SGSY			
		Demand	Amount Recov.	Amount Over Due	Recov. (%)	Demand	Amount Recov.	Amount Over Due	Recov. (%)
1.	Dehradun	35.50	14.49	21.01	40.82	114.34	56.54	57.80	49.45
2.	Uttarkashi	7.74	5.78	1.96	74.68	104.70	93.32	11.38	89.13
3.	Hardwar	113.39	86.30	27.09	76.11	195.87	117.33	78.54	59.90
4.	Tehri	62.19	41.09	21.10	66.07	128.91	106.69	22.22	82.76
5.	Pauri	39.54	31.94	7.60	80.78	217.25	164.93	52.32	75.92
6.	Chamoli	2.11	1.35	0.76	63.98	4.25	21.65	-17.40	509.41
7.	Rudra Prayag	2.31	1.68	0.63	72.73	9.00	3.59	5.41	39.89
	TOTAL Garhwal Mandal	262.78	182.63	80.15	69.50	774.32	564.05	210.27	72.84
8.	Almora	12.64	7.52	5.12	59.49	376.95	246.36	130.59	65.36
9.	Bageshwar	0.75	0.51	0.24	68.00	75.04	56.87	18.17	75.79
10.	Pithoragarh	3.66	1.70	1.96	46.45	158.85	128.46	30.39	80.87
11.	Champawat	0.00	0.00	0.00	0.00	48.50	40.11	8.39	82.70
12.	Nainital	87.69	51.62	36.07	58.87	166.70	91.36	75.34	54.81
13.	U.S. Nagar	71.02	32.82	38.20	46.21	141.70	101.99	39.71	71.98
	TOTAL Kumaon Mandal	175.76	94.17	81.59	53.58	967.74	665.15	302.59	68.73
	GRAND TOTAL	438.54	276.80	161.74	63.12	1742.06	1229.20	512.86	70.56

DISTRICT-WISE RECOVERY POSITION OF PRIORITY SECTOR ADVANCES

FROM 01.04.2011 TO 31.12.2011

(₹ in Lacs)

S. No.	Name of the District	Name of the Scheme							
		AGL				SSI			
		Demand	Recovery	Overdue	Recovery %	Demand	Recovery	Overdue	Recovery %
1.	Dehradun	806.57	593.83	212.74	73.62	715.41	488.18	227.23	68.24
2.	Uttarkashi	3120.29	1130.91	1989.38	36.24	24.13	16.01	8.13	66.33
3.	Hardwar	13874.42	4573.36	9301.06	32.96	3990.39	3212.52	777.87	80.51
4.	Tehri	1460.87	1025.50	435.37	70.20	402.63	243.04	159.59	60.36
5.	Pauri	1781.96	679.76	1102.20	38.15	444.68	309.60	135.08	69.62
6.	Chamoli	1570.73	309.02	1261.71	19.67	261.02	135.54	125.48	51.93
7.	Rudra Prayag	301.87	128.94	172.93	42.71	146.33	96.66	49.67	66.06
	TOTAL Garhwal Mandal	22916.71	8441.32	14475.39	36.83	5984.59	4501.55	1483.05	75.22
8.	Almora	2562.67	1553.89	1008.78	60.64	312.37	215.59	96.78	69.02
9.	Bageshwar	365.09	275.91	89.18	75.57	310.85	207.70	103.15	66.82
10.	Pithoragarh	5202.35	3707.12	1495.23	71.26	831.60	675.40	156.20	81.22
11.	Champawat	129.07	103.64	25.43	80.30	163.07	144.36	18.71	88.53
12.	Nainital	11214.37	9745.19	1469.18	86.90	1244.89	500.07	744.82	40.17
13.	U.S. Nagar	23859.98	19958.00	3901.98	83.65	998.21	574.39	423.82	57.54
	TOTAL Kumaon Mandal	43333.53	35343.75	7989.78	81.56	3860.99	2317.51	1543.48	60.02
	GRAND TOTAL	66250.24	43785.07	22465.17	66.09	9845.58	6819.06	3026.53	69.26

SLBC - 42(a)

Contd.

(₹ in Lacs)

S. No.	Name of the District	Name of the Scheme				Total Recovery % Under P.S.
		OTHER PRIORITY SECTOR				
		Demand	Recovery	Overdue	Recovery %	
1.	Dehradun	1369.49	955.24	414.25	69.75	70.46
2.	Uttarkashi	2538.79	2154.49	384.31	84.86	58.09
3.	Hardwar	1771.31	1453.22	318.09	82.04	47.05
4.	Tehri	715.71	497.29	218.42	69.48	68.46
5.	Pauri	2736.78	2451.03	285.75	89.56	69.31
6.	Chamoli	6414.24	4811.11	1603.13	75.01	63.74
7.	Rudra Prayag	694.16	598.34	95.82	86.20	72.13
	TOTAL Garhwal Mandal	16240.48	12920.71	3319.77	79.56	57.29
8.	Almora	1600.78	1199.60	401.18	74.94	66.34
9.	Bageshwar	871.70	619.64	252.06	71.08	71.29
10.	Pithoragarh	2668.92	2315.63	353.29	86.76	76.96
11.	Champawat	589.04	530.15	58.89	90.00	88.31
12.	Nainital	2288.28	1845.72	442.56	80.66	81.99
13.	U.S. Nagar	1173.96	966.38	207.58	82.32	82.59
	TOTAL Kumaon Mandal	9192.68	7477.12	1715.56	81.34	80.05
	GRAND TOTAL	25433.15	20397.83	5035.33	80.20	69.93

**POSITION OF PENDING RECOVERY CERTIFICATES
AS ON 31.12.2011**

(₹ in Lacs)

S. No.	Name of the District	RCs Pending Less than 1 Year		RCs Pending More than 1 Year		Total RCs Pending		Recovery against RC 01.04.2011 to 31.12.2011		Recovery %
		No.	Amt.	No.	Amt.	No.	Amt.	No.	Amt.	
1.	Dehradun	42	12.94	421	77.26	463	90.20	26	9.79	10.85
2.	Uttarkashi	1737	165.12	7384	414.65	9121	579.77	263	49.35	8.51
3.	Hardwar	17	34.00	64	63.60	81	97.60	12	19.69	20.17
4.	Tehri	131	53.52	415	134.17	546	187.69	201	17.19	9.16
5.	Pauri	519	181.91	718	116.78	1237	298.69	84	9.64	3.23
6.	Chamoli	70	33.90	332	87.50	402	121.40	275	27.39	22.56
7.	Rudra Prayag	63	25.20	143	63.00	206	88.20	183	5.86	6.64
	TOTAL Garhwal Mandal	2579	506.59	9477	956.96	12056	1463.55	1044	138.91	9.49
8.	Almora	96	40.26	677	91.50	773	131.76	74	16.57	12.58
9.	Bageshwar	44	20.65	310	40.25	354	60.90	11	1.85	3.04
10.	Pithoragarh	101	109.82	624	361.44	725	471.26	123	27.02	5.73
11.	Champawat	43	17.89	452	111.97	495	129.86	36	20.16	15.52
12.	Nainital	373	335.60	963	421.14	1336	756.74	180	112.12	14.82
13.	U.S. Nagar	776	1102.02	736	811.19	1512	1913.21	219	198.01	10.35
	TOTAL Kumaon Mandal	1433	1626.24	3762	1837.49	5195	3463.73	643	375.73	10.85
	GRAND TOTAL	4012	2132.83	13239	2794.45	17251	4927.28	1687	514.64	10.44

**STATEMENT OF EDUCATION LOAN
FOR THE YEAR ENDED 31ST DEC. 2011**

FROM 01.04.2011 TO 31.12.2011

(₹ in Lacs)

S. No.	Name of the District	Outstanding as on March 2011		Fresh sanctions (April 11 to Dec. 11)		Outstanding as on 31st Dec. 2011	
		No.	Amt.	No.	Amt.	No.	Amt.
1.	Dehradun	36287	80672.23	140	350.22	36427	81022.45
2.	Uttarkashi	514	897.90	21	59.69	535	957.59
3.	Hardwar	36287	80672.23	1125	1707.51	37412	82379.74
4.	Tehri	286	964.51	0	4.70	286	969.21
5.	Pauri	36287	80672.23	176	429.06	36463	81101.29
6.	Chamoli	170	422.37	59	168.44	229	590.81
7.	Rudra Prayag	139	261.95	45	91.14	184	353.09
	TOTAL Garhwal Mandal	109970	244563.42	1566	2810.76	111536	247374.18
8.	Almora	591	1069.52	152	413.43	743	1482.95
9.	Bageshwar	96	0.00	43	139.54	139	139.54
10.	Pithoragarh	380	688.55	106	344.40	486	1032.95
11.	Champawat	63	101.20	67	233.51	130	334.71
12.	Nainital	2867	7319.84	321	1489.92	3188	8809.76
13.	U.S. Nagar	36287	80672.23	425	2406.28	36712	83078.51
	TOTAL Kumaon Mandal	40284	89851.34	1114	5027.08	41398	94878.42
	GRAND TOTAL	150254	334414.76	2680	7837.84	152934	342252.60

**FINANCIAL INCLUSION - PROVIDING BANKING SERVICES UNDER
ATAL ADARSH GRAM YOJNA & VILLAGES HAVING POPULATION MORE THAN 2000
PROGRESS AS ON **31ST DEC. 2011****

FROM 01.04.2011 TO 31.12.2011

(₹ in Lacs)

S. No.	Name of the District	No of Villages planned to be covered for providing banking services during 2010-11		
		Under AAGY	Villages population >2000	Villages population >1000 & <2000
1.	Dehradun	26	45	72
2.	Uttarkashi	3	2	32
3.	Hardwar	13	76	140
4.	Tehri	27	0	51
5.	Pauri	41	6	20
6.	Chamoli	11	0	31
7.	Rudra Prayag	14	0	27
	TOTAL Garhwal Mandal	135	129	373
8.	Almora	32	2	44
9.	Bageshwar	18	2	23
10.	Pithoragarh	36	6	41
11.	Champawat	17	4	18
12.	Nainital	13	0	79
13.	U.S. Nagar	8	83	165
	TOTAL Kumaon Mandal	124	97	370
	GRAND TOTAL	259	226	743

(₹ in Lacs)

S. No.	Name of the District	No of Villages covered for providing banking services					
		Atal Adarsh Gram Yojana		Villages population >2000		Villages population >1000 & <2000	
		During the Quarter	Upto the Quarter	During the Quarter	Upto the Quarter	During the Quarter	Upto the Quarter
1.	Dehradun	7	7	43	43	19	19
2.	Uttarkashi	0	0	1	2	7	7
3.	Hardwar	0	7	29	55	0	0
4.	Tehri	12	12	0	0	0	0
5.	Pauri	0	22	2	5	0	2
6.	Chamoli	0	11	0	0	0	0
7.	Rudra Prayag	2	5	0	0	0	0
	TOTAL Garhwal Mandal	21	64	75	105	26	28
8.	Almora	8	13	0	2	0	0
9.	Bageshwar	0	7	2	2	0	0
10.	Pithoragarh	8	8	5	5	0	0
11.	Champawat	4	4	3	3	0	0
12.	Nainital	0	8	0	0	0	0
13.	U.S. Nagar	0	4	13	69	0	0
	TOTAL Kumaon Mandal	20	44	23	81	0	0
	GRAND TOTAL	41	108	98	186	26	28

**TECHNOLOGY BASED INFORMATION
AS ON 31ST DEC. 2011**

FROM 01.04.2011 TO 31.12.2011

S. No.	Name of the District	Branches		ATM's		Business Correspondents		Point Of Sales	
		Branches opened during the quarter	Total No. of Brs.	ATMs installed during the quarter	Total No. of ATMs	Appointed During the quarter	Total No. of BC	Installed during the quarter	Total No. of POS
1.	Dehradun	1	319	0	5	10	33	0	0
2.	Uttarkashi	0	50	0	0	1	2	1	1
3.	Hardwar	1	195	2	16	2	45	14	9
4.	Tehri	0	104	0	13	0	0	0	3
5.	Pauri	0	160	0	0	0	4	0	0
6.	Chamoli	0	123	0	0	0	0	0	0
7.	Rudra Prayag	0	44	0	0	0	0	0	0
	TOTAL Garhwal Mandal	2	995	2	34	13	84	15	13
8.	Almora	0	109	0	1	0	2	0	0
9.	Bageshwar	0	34	0	0	0	2	0	0
10.	Pithoragarh	2	84	0	0	0	0	0	0
11.	Champawat	0	39	0	0	0	0	0	0
12.	Nainital	1	148	1	25	90	0	10	10
13.	U.S. Nagar	4	198	6	35	5	63	19	26
	TOTAL Kumaon Mandal	7	612	7	61	95	67	29	36
	GRAND TOTAL	9	1607	9	95	108	151	44	49

SLBC-45-A(a)

Contd.

S. No.	Name of the District	Information Kiosks		Business correspondents		Business Facilitators		SME Branch	
		Established during the quarter	Total No. of Kiosks	A/c opened during the quarter	Total No. of Account	Appointed During the quarter	Total No. of BF	SME Brs. Opened During the quarter	Total No. of SME Branches
1.	Dehradun	0	0	258	11651	0	0	0	0
2.	Uttarkashi	0	0	238	238	1	1	0	0
3.	Hardwar	0	0	49	13150	2	2	0	1
4.	Tehri	0	0	0	0	0	26	0	1
5.	Pauri	0	0	0	532	0	0	0	0
6.	Chamoli	0	0	0	0	0	0	0	0
7.	Rudra Prayag	0	0	0	0	0	0	0	0
	TOTAL Garhwal Mandal	0	0	545	25571	3	29	0	2
8.	Almora	0	0	0	252	0	0	0	0
9.	Bageshwar	0	0	0	265	0	0	0	0
10.	Pithoragarh	0	0	0	0	0	0	0	0
11.	Champawat	0	0	0	0	0	0	0	0
12.	Nainital	0	0	0	0	1	14	0	1
13.	U.S. Nagar	0	3	2388	12964	5	26	1	1
	TOTAL Kumaon Mandal	0	3	2388	13481	6	40	1	2
	GRAND TOTAL	0	3	2933	39052	9	69	1	4

**FINANCIAL INCLUSION - NO - FRILL ACCOUNTS
PROGRESS AS ON *31ST DEC. 2011***

FROM 01.04.2011 TO 31.12.2011

(₹ in Lacs)

S. No.	Name of the District	As on March 2011		A/c Opened (April 11 to Dec. 2011)		Balances (as on 31.12.2011)	
		No.	Amt.	No.	Amt.	No.	Amt.
1.	Dehradun	203601	6200.87	547	1.68	204148	6202.55
2.	Uttarkashi	50791	232.51	477	6.80	51268	239.31
3.	Hardwar	66	1.65	16194	397.07	16260	398.72
4.	Tehri	27405	539.67	212	0.91	27617	540.58
5.	Pauri	40121	858.82	4034	112.31	44155	971.13
6.	Chamoli	46201	152.51	307	11.81	46508	164.32
7.	Rudra Prayag	7169	76.25	2142	157.78	9311	234.03
	TOTAL Garhwal Mandal	375354	8062.28	23913	688.36	399267	8750.64
8.	Almora	50173	2041.25	3788	56.41	53961	2097.66
9.	Bageshwar	17951	525.49	1506	24.35	19457	549.84
10.	Pithoragarh	23279	359.25	528	2.05	23807	361.30
11.	Champawat	2767	49.59	708	5.63	3475	55.22
12.	Nainital	22833	129.32	3114	59.58	25947	188.90
13.	U.S. Nagar	17834	1757.00	5505	58.87	23339	1815.87
	TOTAL Kumaon Mandal	134837	4861.90	15149	206.89	149986	5068.79
	GRAND TOTAL	510191	12924.18	39062	895.25	549253	13819.43

**GENERAL PURPOSE CREDIT CARD (G.P.C.C.)
PROGRESS AS ON *31ST DEC. 2011***

FROM 01.04.2011 TO 31.12.2011

(₹ in Lacs)

S. No.	Name of the District	Received		Sanctioned		Loan Sanctioned to SC beneficiaries	
		No.	Amt.	No.	Amt.	No.	Amt.
1.	Dehradun	73	17.36	73	17.36	32	8.00
2.	Uttarkashi	19	6.75	19	6.75	2	0.50
3.	Hardwar	2875	654.67	2873	654.67	95	22.70
4.	Tehri	0	0.00	0	0.00	0	0.00
5.	Pauri	218	22.24	218	39.51	8	1.70
6.	Chamoli	0	0.00	0	0.00	0	0.00
7.	Rudra Prayag	10	2.50	10	2.50	0	0.00
	TOTAL Garhwal Mandal	3195	703.52	3193	720.79	137	32.90
8.	Almora	4	1.00	4	1.00	0	0.00
9.	Bageshwar	4	0.95	4	0.95	0	0.00
10.	Pithoragarh	46	10.55	46	10.55	14	3.00
11.	Champawat	23	6.25	23	6.25	8	2.00
12.	Nainital	18	7.00	18	7.00	5	1.75
13.	U.S. Nagar	134	28.80	134	28.80	20	4.00
	TOTAL Kumaon Mandal	229	54.55	229	54.55	47	10.75
	GRAND TOTAL	3424	758.07	3422	775.34	184	43.65

Contd.

(₹ in Lacs)

S. No.	Name of the District	Loan Sanctioned to ST beneficiaries		Disbursed		Outstanding	
		No.	Amt.	No.	Amt.	No.	Amt.
1.	Dehradun	13	3.25	73	17.36	523	115.22
2.	Uttarkashi	0	0.00	19	6.75	40	9.40
3.	Hardwar	2	0.50	2505	619.65	6453	1545.86
4.	Tehri	0	0.00	0	0.00	0	0.00
5.	Pauri	0	0.00	23	4.85	965	275.97
6.	Chamoli	0	0.00	0	0.00	178	25.15
7.	Rudra Prayag	0	0.00	10	2.50	69	9.58
	TOTAL Garhwal Mandal	15	3.75	2630	651.11	8228	1981.18
8.	Almora	0	0.00	4	1.00	301	58.07
9.	Bageshwar	0	0.00	4	0.95	82	14.78
10.	Pithoragarh	18	3.50	46	10.55	129	27.68
11.	Champawat	4	0.00	23	6.25	79	18.18
12.	Nainital	4	1.50	18	7.00	99	27.98
13.	U.S. Nagar	9	2.25	133	28.55	529	113.00
	TOTAL Kumaon Mandal	35	7.25	228	54.30	1219	259.69
	GRAND TOTAL	50	11.00	2858	705.41	9447	2240.87

**DETAILS OF SEGMENTWISE DEPOSIT ACCOUNTS
PROGRESS AS ON *31ST DEC. 2011***

(₹ in Lacs)

S. No.	Name of the District	Deposits							
		Saving Banks		Current Accounts		Term Deposits		Total Deposits	
		No.	Amt.	No.	Amt.	No.	Amt.	No.	Amt.
1.	Dehradun	141642	45189.81	3862	7278.81	84841	42826.93	230345	95295.55
2.	Uttarkashi	189093	43269.39	7041	9119.54	44768	29319.97	240902	81708.90
3.	Hardwar	536176	192888.57	125851	25318.27	187959	264786.84	849986	482993.68
4.	Tehri	348390	78792.00	14213	7919.52	248451	97425.48	611054	184137.00
5.	Pauri	372817	183980.05	49091	14120.58	139715	126034.14	561623	324134.77
6.	Chamoli	132822	28606.99	7922	1851.92	42559	21126.36	183303	51585.27
7.	Rudra Prayag	62695	20012.79	3096	1314.83	16680	9436.86	82471	30764.48
	TOTAL Garhwal Mandal	1783635	592739.60	211076	66923.47	764973	590956.58	2759684	1250619.65
8.	Almora	482012	126943.54	9971	10936.41	182964	122079.49	674947	259959.44
9.	Bageshwar	165463	40131.00	3600	2107.64	40631	28285.71	209694	70524.35
10.	Pithoragarh	401832	91416.50	7250	4504.74	100993	62481.31	510075	158402.55
11.	Champawat	140738	45028.58	2846	2043.71	33482	20567.43	177066	67639.72
12.	Nainital	256781	137303.96	8806	15374.81	99742	184830.21	365329	337508.98
13.	U.S. Nagar	374379	162939.92	14235	28684.98	117630	164810.89	506244	356435.79
	TOTAL Kumaon Mandal	1821205	603763.50	46708	63652.29	575442	583055.04	2443355	1250470.83
	GRAND TOTAL	3604840	1196503.10	257784	130575.76	1340415	1174011.62	5203039	2501090.48

@ Oil deposit and SRF not include