

राज्य स्तरीय बैंकर्स समिति STATE LEVEL BANKERS' COMMITTEE


उत्तराखण्ड / UTTARAKHAND



प्रधानमंत्री
जन-धन
योजना
बैंक, सरकार की कली

59 वी बैठक 11 नवम्बर 2016

(समीक्षा 30 सितंबर, 2016 त्रैमास तक)



संयोजक



भारतीय स्टेट बैंक

राज्य स्तरीय बैंकर्स समिति

प्रशासनिक कार्यालय

1, न्यू कैण्ट रोड, देहरादून

दूरभाष : 2742555, 2716065, 67

फैक्स : 0135-2742200

Website : <http://www.slbcuttarakhand.com>
Toll Free No. 1800-180-4167

राज्य स्तरीय बैंकर्स समिति, उत्तराखंड
माह सितंबर 2016 तक के आँकड़ों का विवरण

क्रम सं.	कार्यसूची का विवरण			पेज संख्या
भाग - अ - कार्य पालक सारांश				
1	उत्तराखंड राज्य की एक झलक			7
2	मूल संकेतक			9
3	वार्षिक ऋण योजना 2016-17			11
4	ऋण : जमा अनुपात तुलनात्मक विवरण			12
5	जिलावार ऋण : जमा अनुपात			13
6	केंद्रीय सरकार एवं राज्य सरकार के महत्वपूर्ण परिपत्र			15
7	58 वी बैठक दिनांक 09 सितंबर, 2016 के कार्य बिन्दु/ कार्य व्रत्त			29
भाग - ब - आँकड़ों का विवरण				
8	ऋण : जमा अनुपात -	एसएलबीसी	1	39
9	प्राथमिक क्षेत्र	एसएलबीसी	2	42
10	वार्षिक ऋण योजना (प्राथमिक क्षेत्र)	एसएलबीसी	3	48
11	वार्षिक ऋण योजना (गैर प्राथमिक क्षेत्र)	एसएलबीसी	4	50
12	किसान क्रेडिट कार्ड योजना	एसएलबीसी	5	51
13	कृषि ऋणों के प्रवाह को दोगुना करने हेतु प्रगति	एसएलबीसी	6	52
14	प्रधानमंत्री रोजगार सृजन कार्यक्रम	एसएलबीसी	7	53
15	प्रधानमंत्री रोजगार सृजन कार्यक्रम के क्रियाकलाप	एसएलबीसी	8	61
16	वीर चन्द्र सिंह गढ़वाली पर्यटन स्वरोजगार योजना	एसएलबीसी	9	62
17	वीर चन्द्र सिंह गढ़वाली पर्यटन स्वरोजगार योजना के क्रियाकलाप	एसएलबीसी	10	65
18	मनरेगा	एसएलबीसी	11	67
19	ज्वाइंट लायबिलिटी ग्रुप	एसएलबीसी	12	68
20	डी.आई.आर. एड्वान्सेज	एसएलबीसी	13	69
21	एड्वान्सेज टू हैण्डलूम वीवर	एसएलबीसी	14	70
22	स्पेशल कम्पोनेंट योजना की प्रगति	एसएलबीसी	15	71
23	नेशनल अर्बन लाइवलीहुड मिशन योजना की प्रगति (NULM)	एसएलबीसी	16 & 17	75
24	नेशनल रूरल लाइवलीहुड मिशन योजना की प्रगति (NRLM)	एसएलबीसी	18	79
25	होर्टिकल्चर फाइनेंसिंग	एसएलबीसी	19	81
26	के.वी.आई.सी. / के.वी.आई.बी. (ब्याज में सब्सिडी) की प्रगति	एसएलबीसी	20	82
27	बीमा योजना केसीसी / फ़सली ऋण	एसएलबीसी	21	83
28	प्रधानमंत्री फसल बीमा योजना	एसएलबीसी	22	84
29	राष्ट्रीय कृषि बीमा योजना	एसएलबीसी	23	85
30	स्वयं सहायता समूह - बैंक लिंकेज प्रगति	एसएलबीसी	24	86

31	गृह ऋण - सभी योजनाओं की प्रगति	एसएलबीसी	25	87
32	क्रेडिट गारंटी फण्ड ट्रस्ट ऑफ इंडिया - बैंकवार प्रगति	एसएलबीसी	26	89
33	सूक्ष्म, लघु एवं मध्यम इकाइयों को ऋण वितरण	एसएलबीसी	27	90
34	प्रधानमंत्री मुद्रा योजना के अंतर्गत प्रगति विवरण	एसएलबीसी	28	92
35	रुग्ण इकाई - लघु उद्योग की स्थिति	एसएलबीसी	29	97
36	एन.पी.ए ऋणों का विवरण	एसएलबीसी	30	98
37	राइटऑफ का बैंकवार खण्डवार विवरण	एसएलबीसी	31	103
38	फोरेक्स बिज़नेस	एसएलबीसी	32	104
39	एनआरआई जमा का विवरण	एसएलबीसी	33	105
40	महिला लाभार्थियों को ऋण वितरण की स्थिति	एसएलबीसी	34	106
41	अल्प संख्यक समुदायों को बैंक ऋण प्रवाह	एसएलबीसी	35	107
42	वीवर क्रेडिट कार्ड	एसएलबीसी	36	109
43	सरकारी ऋण योजनाओं में वसूली की स्थिति	एसएलबीसी	37	110
44	प्राथमिक क्षेत्रों में बकाया पर वसूली की स्थिति	एसएलबीसी	38	112
45	लंबित वसूली प्रमाण पत्रों की स्थिति	एसएलबीसी	39	114
46	शिक्षा ऋण की स्थिति	एसएलबीसी	40	116
47	टेक्नोलॉजी बेस्ड इन्फॉर्मेशन	एसएलबीसी	41	117
48	जमा खातों का सेगमेंटवाइज विवरण	एसएलबीसी	42	119
49	स्टैंड उप इंडिया ऋण	एसएलबीसी	44	120
50	अनुसूचित जाति - अनुसूचित जनजाति के ऋणों का विवरण	एसएलबीसी	45	122

भाग –“अ”
कार्यपालक सारांश

उत्तराखण्ड राज्य की एक झलक (Uttarakhand -At a glance)



राज्य	- देश का सत्ताईसवाँ राज्य
राज्य का गठन	- 9 नवम्बर, 2000
कुल क्षेत्रफल	- 53,484 वर्ग कि.मी.
कुल वन क्षेत्रफल	- 34,651 वर्ग कि.मी.
राजधानी	- देहरादून (अस्थाई)
सीमाएं	- अन्तर्राष्ट्रीय - चीन, नेपाल राष्ट्रीय - उत्तर प्रदेश, हिमाचल प्रदेश
कुल जिले	- 13
उच्च न्यायालय	- नैनीताल
प्रति व्यक्ति आय	- ₹ 64,486/- से अधिक/ राष्ट्रीय औसत (₹ 54,527/-)
आय के प्रमुख स्रोत	- वन संपदा, जल संसाधन, जडी-बूटी, पर्यटन, तीर्थाटन, खनिज संपदा आदि।
प्रमुख खनिज	- चूना, पत्थर, मैग्नेसाइट, जिप्सम आदि।
प्रमुख फसलें	- धान, गेहूँ, जौ, महुआ, झंगोरा, मक्का आदि।
प्रमुख फल	- सेब, लीची, पुलम, नाशपाती, माल्टा आदि।
प्रमुख नदियां	- भागीरथी, अलकनन्दा (गंगा), मन्दाकिनी, पिंडारी, टोन्स, यमुना, काली, नयार, भिलंगना, सरयू रामगंगा आदि।
प्रमुख पर्यटक एवं ऐतिहासिक स्थल	- नैनीताल, मसूरी, पौड़ी, अल्मोड़ा, रानीखेत, खिरसू चम्पावत, दरया, ओली, खतलिंग ग्लेशियर, वेदिनी बुग्याल, फुलों की घाटी, लौंसडाँउन, लास्त्रामण्डल, पातालभुवनेश्वर, गंगोलीहाट, जौलजीवी, पूर्णागिरी, चितई, कटारमल, कौसानी, जागेश्वर, द्वाराहाट, सोमेश्वर, बैजनाथ, पिण्डारी ग्लेशियर, नानकमत्ता साहिब, टिहरी आदि।
प्रमुख धार्मिक तीर्थस्थल	- बदरीनाथ, केदारनाथ, गंगोत्री, यमुनोत्री, पंचकेदार, पंचबदरी, पंचप्रयाग, हरिद्वार, ऋषिकेश, हेमकुण्ड साहिब, पूर्णागिरी, चितई, कलियर शरीफ, नानकमत्ता साहिब, रीठ साहिब, आदि।
प्रमुख लोकगीत एवं लोकनृत्य	- सुमैला, थड्या, चौफला, रासौ, पण्डवाणा, तांदी, भडगीत, जागर, चांचरी, छपेली, पांडव, झोडा, छोलिया आदि।
त्योहार	- विश्व प्रसिद्ध कुंभ मेला/ अर्द्ध कुंभ मेला हरिद्वार में क्रमशः 12 वर्ष तथा 6 वर्ष के अन्तराल पर लगता है। इसके अतिरिक्त पिरान कलियर (रूड़की), देवीघुरी (चम्पावत), पूर्णागिरी मेला (चम्पावत), नन्दादेवी मेला (अल्मोड़ा), गौचर मेला (चमोली), बैसाखी (उत्तरकाशी) झण्डा मेला (देहरादून), उत्तराणी मेला (बागेश्वर), विशु मेला (जौनसार भाबर), माघ मेला (उत्तरकाशी) प्रति 12 वर्ष में आयोजित होने वाला विश्व की सबसे लम्बी पैदल धार्मिक



मौसम

यात्रा नन्दादेवी राजजात यात्रा सहित कई स्थलों पर धार्मिक एवं सांस्कृतिक पृष्ठभूमि के स्थानीय मेलों व उत्सवों का आयोजन धूम-धाम से वर्ष भर होता रहता है।

- ग्रीष्म काल - मार्च से जून मध्य
- वर्षा काल - मध्य जून से मध्य सितम्बर
- शीत काल - मध्य सितम्बर से फरवरी तक।

राज्य पुष्प

- ब्रह्म कमल (*Saussurea obvallata*)

राज्य वन्य पशु

- कस्तूरी मृग (*Moschus chrysogaster*)

राज्य वृक्ष

- बुर्रास (*Rhododendron arboreum*)

राज्य पक्षी

- मोनाल (*Lophoorus impejanus*)

उत्तराखण्ड की जनसंख्या (2011 की जनगणनानुसार)

कुल जनसंख्या	- 1,01,16,752
पुरुष	- 51,54,178
महिलाएं	- 49,62,574
लिंग अनुपात	- 964:1000 (महिला : पुरुष)
जनसंख्या घनत्व	- 189 प्रति वर्ग किमी.
साक्षरता प्रतिशत	- 80%

प्रशासनिक इकाई

मण्डल	02
जिले	13
तहसील	78
विकासखण्ड	95
न्याय पंचायत	671
ग्राम सभा	6,804
नगर	34
राजस्व ग्राम	16,606
आबाद ग्राम	15,580
वन ग्राम	194
शहरी इकाइयां	84
कृषि भूमि	753711 हेक्टेयर
सड़क मार्ग	28000 कि०मी०
अस्पताल	3,326
स्कूल	15,331

KEY INDICATORS
ALL SCHEDULED COMMERCIAL BANK
INCLUDING RRBs IN UTTARAKHAND STATE
AS ON SEPT 2016

₹ In Crores

Sl.No.	PARTICULARS	AS ON MARCH 2014	AS ON MARCH 2015	AS ON MARCH 2016	AS ON SEPT 2016	RBI B.MARKS
1.	DEPOSITS @	75833	82660	91463	98459	
	*	13118	6827	8803	6996	
	**	20.92	9.00	10.65	7.65	
2.	ADVANCES INCLUDING INVESTMENT	50141	55132	58767	56223	
3.	CREDIT+INVESTMENT TO DEPOSIT RATIO	66.12	66.70	64.25	57.10	
4.	ADVANCES(WITHIN STATE) (CS)	32276	36462	40208	41194	
	ADVANCES (FROM OUTSIDE STATE) (CU)	13023	9766	9640	10435	
	RIDF	2693	3416	4316	4714	
	TOTAL ADVANCES (CS+CU+RIDF)	47992	49644	54164	56343	
	*	11755	1652	4520	2179	
	**	32.44	3.44	9.10	4.02	
5.	C.D. RATIO (%): WHOLE STATE	63.29	60.06	59.22	57.22	60%
	RURAL	56.45	56.00	64.00	63.00	
	SEMI- URBAN	71.31	60.00	64.00	61.00	
	URBAN	61.30	63.00	53.00	51.00	
6.	PRIORITY SECTOR ADVANCES (PSA)	22484	24438	28093	28025	
7.	SHARE OF PSA IN ADVANCES (%)	69.66	67.02	69.87	68.03	40%
8.	AGRICULTURAL ADVANCES	8697	9012	9711	10258	
9.	SHARE OF AGRICULTURAL IN ADVANCES (%)	26.95	24.72	24.15	24.90	18%
10.	MICRO & SMALL ENTERPRISES(MSE) CREDIT	9590	10113	12405	11868	
11.	SHARE OF MSE CREDIT IN TOTAL ADV. (%)	29.71	27.74	30.85	28.81	
12.	ADVANCES TO WEAKER SECTION TO ADVANCES	6589	7814	8662	9189	
13.	SHARE OF WEAKER SECTION TO ADVANCES(%)	20.41	21.43	21.54	22.31	10%
14.	DIR ADVANCES	67.26	67.79	61.41	70.00	
15.	SHARE OF DRI TO ADVANCES (%)	0.21	0.19	0.15	0.17	1%
16.	ADVANCES TO WOMEN	1706	1677	2210	2314	
17.	SHARE OF ADVANCES TO WOMEN (%)	5.29	4.60	5.50	5.62	5%
18.	ADVANCES TO MINORITIES	2415	3287	6315	6410	
19.	SHARE OF ADVANCES TO MINORITIES(%)	7.48	9.01	15.71	15.56	
20.	BRANCH NETWORK(In Nos.)					
	A. RURAL	981	1073	1104	1108	
	B. SEMI URBAN	612	654	673	670	
	C. URBAN/METRO	354	390	426	437	
	TOTAL ADVANCES (CS+CU+RIDF)	1947	2117	2203	2215	

* GROWTH DURING THE YEAR
** % GROWTH DURING THE YEAR
CS CREDIT AS PER PLACE OF SANCTION

CU CREDIT AS PER PLACE OF UTILISATION
RIDF RURAL INFRASTRUCTURE DEVELOPMENT FUND
@ OIL DEPOSIT NOT INCLUDED

Contd....

TECHNOLOGY BASED INITIATIVES

(Progress made during the quarter)

Bank led direct interventions			Bank led indirect interventions		
1.	Online deposit facility of Govt. Taxes in Cyber Treasury.	All Branches of Major Banks.	1	No. of new Business correspondents appointed	111
2.	No. of new exclusive micro finance branches opened.			No. of new Point of Sale (POS) machines installed (includes swapping machine of debit / credit cards)	328
3.	No. of new ATMs opened		NIL	2.	No. of new Kiosks opened
		72	3.		

Issues identified for follow ups:

i) LEAD BANK SCHEME :

In view of the roll out of the Direct Benefit Transfer (DBT) in all districts of the state wef. 1st January 2015, LDMS to ensure that Aadhar details received from the District Administration / Concerned Department must be seeded in beneficiary bank accounts promptly by concerned banks without delay and uploaded on the NPCI Mapper on regular basis.

ii) BSNL – BROADBAND CONNECTIVITY :

Banks have identified 1397 SSAs / Clusters where Broadband Connectivity is not available. Out of these SSAs / Clusters, BSNL/TERM, Dehradun has advised that they have provided Broadband Connectivity at 40 locations & WI - Max at 176 locations till date.

iii) STATE GOVERNMENT DEPARTMENTS :

Government of Uttarakhand has introduced the software for “**Online Creation of Charge on Land Records**” as security to Agricultural Loans given by banks. Trial run of this software is being conducted at selective bank branches. After successful operational run, State Government is requested to issue a suitable Notification for rolling out the same in all bank branches of Uttarakhand State.

iv) BANKS :

a) All banks to ensure the relief measures as per the guidelines issued by RBI/GOI so as to mitigate the hardship of farmers of the State on account of hailstorm / unseasonal rains.

b) Bank to monitor the progress of registration of CBS Bank account holders under Micro Insurance Schemes (PM-SBY & PM-JJBY), Atal Pension Yojana (APY) and Pradhan Mantri MUDRA Yojana (PMMY).

c) Banks are again requested to appoint BCs at identified centers allocated by SLBC, so as to provide basic banking facilities in every village of the state. Banks have opened **8** new branches during the quarter ended Sept, 2016.

वार्षिक ऋण योजना 2016-17
ANNUAL CREDIT PLAN 2016-17
(SLBC-2)

Funds to the order of ₹ 6,681 Crores had been deployed against the outlay of ₹ 16384 Crores, representing of achievement of 41% of A.C.P.

Outlay (2016-17)	₹ 16,38,482 Lacs
Achievement	₹ 6,68,110 Lacs
%age Achievement	41%

Sector-wise credit deployment in A.C.P. 2016-17 is being explained in the following table. The Bank-wise/District-wise A.C.P. targets for 2016-17 and their achievements upto September, 2016 are placed at SLBC-2.

SECTORIAL PROFILE OF CREDIT DEPLOYMENT (2016-17)

(₹ In Lacs)

Sector	Outlay	Achievement	Percentage
Crop Loan (a)	5,75,296	2,11,358	37%
Term Loan (b)	2,81,009	67,335	24%
Farm Sector (a)+(b)	8,56,305	2,78,693	33%
Non-Farm Sector	4,45,075	2,32,569	52%
Other Priority Sector	3,37,103	1,56,847	47%
<u>Total</u>	<u>16,38,482</u>	<u>6,68,110</u>	<u>41%</u>

ऋण - जमा अनुपात का तुलनात्मक विवरण

COMPARATIVE STATEMENT OF C:D RATIO

						ANNEXURE - 1
SL.No	NAME OF THE BANK	NO. OF BRANCHES	CD RATIO MARCH 14	CD RATIO MARCH 15	CD RATIO MARCH 16	CD RATIO SEPT 16
1	State Bank of India	399	55	54	55	52
2	Punjab National Bank	244	54	53	53	47
3	Bank of Baroda	120	66	66	62	55
4	Oriental Bank of Commerce	78	48	48	47	47
5	Union Bank of India	83	54	54	49	46
6	Canara Bank	81	59	58	56	54
7	Central Bank of India	41	29	27	29	28
8	Punjab & Sind Bank	44	47	49	54	45
9	Allahabad Bank	42	42	42	47	49
10	UCO Bank	55	35	35	42	40
11	Indian Overseas Bank	47	60	61	62	59
12	State Bank of Patiala	24	64	62	66	67
13	Bank of India	35	57	59	65	68
14	Syndicate Bank	46	68	68	42	42
15	Vijaya Bank	11	27	28	45	49
16	Corporation Bank	27	75	91	84	85
17	Andhra Bank	15	73	66	64	69
18	Indian Bank	12	25	22	24	25
19	United Bank of India	8	46	56	60	68
20	State Bank of B&J	3	42	41	41	44
21	Bank of Maharashtra	5	45	44	43	40
22	Dena Bank	17	75	75	85	67
23	IDBI Bank	31	46	45	48	44
24	State Bank of Hyderabad	5	156	165	186	240
25	Uttarakhand G.B	287	56	56	58	53
26	Co-operative Bank	263	73	52	57	59
	(+14) Private Banks	192	58	57	59	65
	(41 Banks) TOTAL	2215	60	58	55	52

जिलावार ऋण - जमा अनुपात					
DISTRICT WISE C. D. RATIO					
As on 30.09.2016					
					(Rs. In Crores)
Sl. No.	Districts	No. of Branches	All Banks		
			Deposit	*Advances	CD Ratio
1	DEHRADUN	531	38299	12618	33
2	UTTARKASHI	64	1405	769	55
3	HARDWAR	262	15854	7417	47
4	TEHRI	129	3305	948	29
5	PAURI	196	5979	1412	24
6	CHAMOLI	92	2221	612	28
7	RUDRAPRAYAG	54	1281	322	25
8	ALMORA	145	4115	915	22
9	BAGESHWAR	50	1187	324	27
10	PITHORAGARH	103	2973	940	32
11	CHAMPAWAT	50	1536	366	24
12	NAINITAL	234	11036	4432	40
13	U.S.NAGAR	305	9268	10112	109
Total		2215	98459	41187	42
RIDF				4714	
Sub Total		2215	98459	45901	47
OUTSIDE ADVANCE				10435	
<i>Grand Total</i>		<i>2215</i>	<i>98459</i>	<i>56336</i>	<i>57</i>

District wise C:D ratio differs because it does not include outside state advances and RIDF.

**केन्द्रीय सरकार
एवं
राज्य सरकार
के
महत्वपूर्ण परिपत्र**



भारतीय रिज़र्व बैंक
RESERVE BANK OF INDIA
www.rbi.org.in

RBI/2016-17/66

FIDD.CO.LBS.BC.No.16 /02.01.001/2016-17

September 29, 2016

The Chairman and Managing Directors
SLBC Convener Banks/ Lead Banks

Dear Sir/ Madam,

'Doubling Farmers' Income by 2022' - Measures

As you are aware, the Government of India in the Union Budget 2016-17 had announced its resolve to double the income of farmers by 2022. Several steps have been taken towards attaining this objective including setting up of an inter-ministerial committee for preparation of a blue print for the same. This agenda has also been reiterated by the government in several forums and has acquired primacy from the point of view of rural and agricultural development.

2. The strategy to achieve this goal, inter-alia, include,

- Focus on irrigation with large budgets, with the aim of "per drop, more crop"
- Provision of quality seeds and nutrients based on soil health of each field
- Investments in warehousing and cold chains to prevent post-harvest crop losses
- Promotion of value addition through food processing
- Creation of a national farm market, removing distortions and develop infrastructure such as e-platform across 585 stations
- Strengthening of crop insurance scheme to mitigate risks at affordable cost
- Promotion of ancillary activities like poultry, bee-keeping and fisheries.

3. Needless to emphasize that acceleration in income generation is significantly dependent on better capital formation in agriculture. Towards this, banks should revisit

वित्तीय समावेशन और विकास विभाग, केन्द्रीय कार्यालय, 10 वी मंजिल, केन्द्रीय कार्यालय भवन, शहीद भगतसिंह मार्ग, पोस्ट बॉक्स सं. 10014, मुंबई -400001
Financial Inclusion & Development Dept, Central Office, 10th Floor, Central Office Building, Shahid Bhagat Singh Marg, P.B.No.10014, Mumbai-1

टेली Tel:022-22601000 फैक्स: 91-22-22621011/22610943/22610948 ई -मेल : cgmincfidd@rbi.org.in

हिंदी आसान है, इसका प्रयोग बढ़ाइए।

"चेतावनी: मेल रिज़र्व बैंक द्वारा-डॉक, एसएमएस या फोन कॉल के जरिए किसी की भी व्यक्तिगत जानकारी जैसे बैंक के खाते का ब्यौरा, पासवर्ड आदि नहीं मांगी जाती है। यह धन रखने या देने का प्रस्ताव भी नहीं करता है। ऐसे प्रस्तावों का किसी भी तरीके से जवाब मत दीजिए।"
Caution: RBI never sends mails, SMSs or makes calls asking for personal information like bank account details, passwords, etc. It never keeps or offers funds to anyone. Please do not respond in any manner to such offers.



their documentation for crop loans, simplify them where required and ensure speedy sanctioning and disbursement of loans within specified time limits.

4. The Lead Bank Scheme through its various forums monitors and reviews the performance of banking developments in the State/district/block with special reference to Annual Credit Plans, Government Sponsored Programs, flow of credit to priority sector, etc. for enhancing the flow of bank finance particularly to the rural areas. The Scheme, which ensures inter-departmental/governmental coordination in financial sector, should therefore be leveraged to further the objective of doubling farmer's income by 2022. Lead banks are accordingly advised to ensure the following:

- a) Work closely with NABARD in preparation of Potential Linked Plans (PLPs) & Annual Credit Plans keeping the above strategy in consideration.
- b) Include 'Doubling of Farmer's Income by 2022' as a regular agenda under Lead Bank Scheme in various forums such as SLBC, DCC, DLRC and BLBC.
- c) For the purpose of monitoring and reviewing the progress, Lead banks may use the benchmarks as may be provided by NABARD.
- d) Map the overall strategy as given in para (2) above to the agriculture/agro-ancillary lending plan of your bank.

Yours faithfully,

(Jose J. Kattoor)
Chief General Manager

वित्तीय समावेशन और विकास विभाग, केन्द्रीय कार्यालय, 10 वी मंजिल, केन्द्रीय कार्यालय भवन, शहीद भगतसिंह मार्ग, पोस्ट बॉक्स सं. 10014, मुंबई -400001
Financial Inclusion & Development Dept, Central Office, 10th Floor, Central Office Building, Shahid Bhagat Singh Marg, P.B.No.10014, Mumbai-1

टेली Tel:022-22601000 फैक्स: 91-22-22621011/22610943/22610948 ई -मेल : cgmincfidd@rbi.org.in

हिंदी आसान है, इसका प्रयोग बढ़ाइए।

"चेतावनी : मेल रिज़र्व बैंक द्वारा डाक, एसएमएस या फोन कॉल के ज़रिए किसी की भी व्यक्तिगत जानकारी जैसे बैंक के खाते का न्यूनार, पासवर्ड आदि नहीं मांगी जाती है। यह धन रखने या देने का प्रस्ताव भी नहीं करता है। ऐसे प्रस्तावों का किसी भी तरीके से जवाब मत दीजिए।"

Caution: RBI never sends mails, SMSs or makes calls asking for personal information like bank account details, passwords, etc. It never keeps or offers funds to anyone. Please do not respond in any manner to such offers.

F. No. 28/06/2016-CP- IF-II
Government of India
Ministry of Finance
Department of Financial Services

'Jeevan Deep' Building,
Parliament Street, New Delhi,
Dated: 28th March, 2016

To

The Chairmen/Chairpersons/ CMDs/ MD & CEOs of all Public Sector Banks.

Subject: Stand Up India – Guidelines & Identification of Eligible Borrowers


Sir/Madam,

This is in continuation of this Department's DO letter dated 20.03.2016 regarding launch event of Stand up India Scheme vide which it was advised to take advance steps, on priority, to process eligible loan applications in line with the guidelines of Stand Up India Scheme. Detailed guidelines of the scheme are enclosed herewith for reference.

2. Sanction letters are proposed to be handed over to a few beneficiaries at the launch event. Keeping in line with the requirement, it is requested that borrowers who stand qualified to be sanctioned loans in conformity with the 'Stand up India' guidelines may kindly be identified and the details sent to this Department by 30th March, 2016. This shall facilitate the process of selection of the final list of borrowers who could receive sanction letters directly from the Hon'ble PM.

Encl: As above.

Yours faithfully,



(Pankaj Jain)
Joint Secretary to Govt. of India
011-23747507

Guidelines for Stand up India Scheme

The objective of the Stand Up India scheme is to facilitate bank loans between Rs. 10 lakh and Rs. 1 Crore to at least one Scheduled Caste (SC) or Scheduled Tribe (ST) borrower and at least one woman borrower per bank branch for setting up a greenfield enterprise. This enterprise may be in manufacturing, services or the trading sector. In case of non-individual enterprises at least 51% of the shareholding and controlling stake should be held by either an SC/ST or Woman entrepreneur.

2. The Stand Up India scheme is based on recognition of the challenges faced by SC, ST and women entrepreneurs in setting up enterprises, obtaining loans and other support needed from time to time for succeeding in business. The scheme therefore endeavours to create an eco system which facilitates and continues to provide a supportive environment for doing business. The scheme, which covers all branches of Scheduled Commercial Banks, will be accessed in three potential ways:
 - o Directly at the branch or
 - o Through SIDBI's Stand Up India portal or
 - o Through the Lead District Manager ((LDM)
3. The portal will be the crucial interface layer for parameters/ metrics of the borrower (obtained through a set of about 8-10 questions listed below) and will provide information and feedback to such borrowers. A potential borrower will have the option of registering on the portal right away or simply visiting it and registering later. This portal may be accessed at home, at Common Service Centres (CSCs), through a bank branch (through the nodal officer for MUDRA at the branch) or through the LDM. In branches where internet access is restricted , the branch will guide the potential borrower to an internet access point till such time that the Stand Up portal is integrated with the Core Banking Solution (CBS) at the branch concerned

4. The approach of the Stand Up India portal, for handholding is based on obtaining answers to a set of relevant questions at the initial stage. These would be typically be:

- 1) Location of the borrower
- 2) Category – SC/ ST/ Woman
- 3) Nature of business planned
- 4) Availability of place to operate the business.
- 5) Assistance needed for preparing a project plan
- 6) Requirement of skills/training (technical and financial).
- 7) Details of present bank account.
- 8) Amount of own investment into the project
- 9) Whether help is needed to raise margin money
- 10) Any previous experience in business

Based on the response, the portal provides relevant feedback and helps categorise the visitor to the portal as a **Ready Borrower** or a **Trainee Borrower**. Indicative process chart is given in Annexure.

Ready Borrower

5. In case the borrower requires no handholding support, then registration on the portal as a **Ready Borrower** starts the process of application for the loan at the selected bank. At this stage an application number will be generated and information about the borrower shared with the bank concerned, the LDM (posted in each district) and the relevant linked office of NABARD/ SIDBI. The offices of SIDBI and NABARD shall be designated Stand Up Connect Centres (SUCC). The loan application will now be generated and tracked through the portal.

Trainee Borrower

5.1 In cases where the borrower indicates a need for handholding, then registration as a **Trainee Borrower** on the portal will link the borrower to the LDM of the concerned district and the relevant office of SIDBI/ NABARD. This

process which would be electronic, could be done at the borrower's home by himself/ herself or at a CSC or through a bank branch by the officer dealing with MUDRA, as explained in paragraph 2.

- 5.2 SIDBI (84 offices) and NABARD (419 offices) as Stand Up India Connect Centres will then arrange for support for such trainee borrowers as requested in any of the following ways:
- a. For financial training – at the Financial Literacy Centres (FLCs)
 - b. For skilling – at skilling centres (Vocational Training Centres - VTPs/ Other Centres -OCs)
 - c. For EDPs – at MSME DIs/ District Industries Centres (DICs)/ Rural Self Employment Training Institutes (RSETIs)
 - d. For work shed – DICs
 - e. For margin money – offices related to margin money support schemes e.g. State SC Finance Corporation, Women's Development Corporation, State Khadi & Village Industries Board (KVIB), MSME-DIs etc.
 - f. For mentoring support from established entrepreneurs – DICCI, Women Entrepreneur Associations, Trade bodies. Credible, well established NGOs can also be used for extending hand holding support.
 - g. For utility connections – Offices of utility providers
 - h. For DPRs – Project profiles available with SIDBI/ NABARD/ DICs

At any time, even after the loan has been sanctioned, any borrower may access the services of the Stand Up Connect Centres.

- 5.3 The LDM will monitor the process and work with local offices of SIDBI and NABARD for problem solving and easing bottlenecks. Based on the progress being achieved in each case and prima facie viability, the LDM will sensitise the concerned bank branch on potential cases likely to come up. Once this is done, SIDBI/ NABARD will meet concerned bank officials for further follow up. These organisations will also work with other organisations who are stakeholders such as the Dalit Indian Chambers of Commerce and Industry (DICCI), Women's Entrepreneur Associations etc.

- 5.4 Once hand holding requirements are adequately met to the satisfaction of the LDM and the trainee borrower, then a loan application will be generated through the portal.

Stand Up India Portal

6. The Stand Up India Portal is interactive. It hosts information about various entities providing handholding support to the borrower. This includes:
- Training : Technical or/ and Financial
 - DPR preparation
 - Margin money support
 - Shed / workplace identification
 - Raw material sourcing
 - Bill discounting
 - E-com registration
 - Registration for taxation
7. The Portal is designed to obtain application forms, gather and provide information, enable registration, provides links for handholding, assists in tracking and monitoring. As more facilities become available it shall be further refined into an end to end solution.
8. The Stand Up India scheme endeavours to create an eco system to make borrowers ready. This system is now meant for supporting Stand Up Borrowers but will be extended in due course to other schemes.

Nature of Loan

9. The loan shall be a Composite Loan i.e. to meet requirements of assets such as plant and machinery and working capital. It is expected to cover 75 % of project cost and the rate of interest would be lowest applicable rate of the bank for that category (rating) not to exceed (base rate (MCLR) + 3%+ tenor premium). It shall be repayable in up to 7 years with a moratorium of up to 18 months. A Rupay card will be issued to enable operation of the working capital component. (The stipulation of the loan being expected to cover 75% of the project cost would not

apply if the borrowers contribution along with convergence support from any other scheme exceeds 25% of the project cost)

Credit Guarantee/ Collateral

10. The scheme for Credit Guarantee for loans under Stand Up India has been notified (www.ncgfc.in). The norms in this respect are aligned with existing CGTMSE norms.

Margin Money

11. The Scheme envisages 25% margin money which can be provided in convergence with eligible Central / State schemes. While such schemes can be drawn upon for availing admissible subsidies or for meeting margin money requirements, in all cases, the borrower shall be required to bring in minimum of 10% of the project cost as own contribution. To illustrate, if a State scheme supports a borrower with 20% of the project cost as subsidy, then the borrower will be required to contribute at least 10% of the project cost. Any subsidy received by a unit which was not foreseen during loan appraisal will be credited to the loan account. In cases where a subsidy was included during appraisal but received after commissioning, the same may be released to the borrower to repay any loan taken for arranging margin money. A list of Central / State wise subsidy/incentive schemes will be provided on the Portal. New schemes will be added as they become available.

District Level Credit Committee

12. The District Level Credit Committee (DLCC) under the Collector with the LDM as Convenor shall periodically review cases of both types of borrowers, meeting at least once each quarter. SIDBI and NABARD officers will join the review meetings.

Assistance after loan disbursement

13. Events will be organised at District level, as frequently as necessary and at least once in each quarter, involving stakeholders to share best practices, review, problem solving and guide potential entrepreneurs. These events will also provide

means for facilitating registration for bill discounting services, e-market places, taxation etc. NABARD will organise these events with the support of SIDBI.

Grievance Redressal

14. Provision has been made in the portal for redressal of grievances of the borrower. The portal provides contact details of the officers/agencies in each bank designated to attend to grievances. A system for online submission of complaints and their subsequent tracking through the portal shall be developed. Feedback on disposal of the complaint is to be made available to the customer by the bank concerned.
15. Banks may determine requirements such as stock statements, insurance of assets created & reasonable processing fees.

Responsibilities of Stakeholders

Stand Up Connect Centres(SIDBI/ NABARD):

SIDBI:

- To operate and maintain the Stand Up India web portal
- Arrange for handholding support for Trainee Borrowers
- Liaise with banks for follow up in potential cases through LDM/SLBC
- Coordinate with LDM for easing bottlenecks
- Assist the SLBC and DLCC in reviews and monitoring
- Participate in Stand Up events organised by NABARD.

NABARD:

- Training of Trainers, LDMs, Bank officers for Stand Up India
- Arrange for handholding support for trainee borrowers
- Liaise with banks for follow up in potential cases through the LDM
- Coordinate with LDM for easing bottlenecks
- Assist the SLBC and DLCC in reviews and monitoring
- Organise events, as frequently as necessary and at least once in each quarter, for experience sharing etc. amongst stakeholders.

LDMs:

- Monitor progress of cases
- Serve as contact point for SIDBI/NABARD for easing bottlenecks.
- Sensitise bankers on potential borrowers.
- Follow up with concerned regional/zonal office of the respective bank to ensure timely processing/ sanction of loans as per time frame specified in Code of Bank's Commitment to Micro and Small Enterprises.
- Ensure that borrower's requirement of handholding support is satisfied to the extent possible.
- Convene DLCC meetings in the specified periodicity.
- Participate in quarterly events with stakeholders organised by NABARD.

DLCC:

- DLCC under the Collector to review progress periodically
- Grievance redressal at district level
- Assist in resolving issues, if any, relating to public utility services and work space for potential borrowers

Bank branches:

- Help potential borrowers in accessing the portal
- Process loan applications received online or in person
- Process loans within the timeframe as stipulated in Code of Bank's Commitment to SME borrower (Application for loan upto Rs.5 lakh within 2 weeks, between Rs. 5 – 25 lakh in 3 weeks, above Rs. 25 lakh in 6 weeks, from the date of receipt of application provided the application is complete in all respects and is accompanied by documents required)
- In case of rejection, reason to be made known to borrower as stipulated in the Code of Bank's Commitment to Customers.


- Grievance redressal at the bank level should be done in 15 days at the bank level as per Code of Bank's Commitment to Customers.
- Banks to put in place an internal mechanism for monitoring of scheme performance.

Borrowers:

- Access the portal or visit a bank branch and answer a short set of questions
- If categorised as a Trainee Borrower, then go through the sequence of handholding support, as applicable
- Arrange/ provide requisite documentation as required by the bank branch
- Attend quarterly events on experience sharing, best practices, problem solving etc.
- Set up and run the unit with due diligence.
- Make repayments in due time.

कार्यालय ज्ञाप

उत्तराखण्ड आपदा न्यूनीकरण, प्रबन्धन तथा निवारण अधिनियम, 2005 (उत्तराखण्ड अधिनियम संख्या-29, वर्ष 2005) के अध्याय 11 की धारा 23 (1) के क्रम में अध्याय छ: की धारा 13 के अंतर्गत प्राप्त शक्तियों का प्रयोग करते हुए राज्य सरकार का समाधान हो जाने पर कि राज्य में माह अक्टूबर, 2015 से अप्रैल, 2016 तक वर्षा औसत से काफी कम हुई है तथा इसके फलस्वरूप उत्पन्न स्थिति के दृष्टिगत तथा कृषि विभाग द्वारा जिलाधिकारियों से संकलित सूचना के आधार पर राज्य के जनपद पिथौरागढ़, चम्पावत, अल्मोड़ा, बागेश्वर, नैनीताल, रुद्रप्रयाग एवं पौड़ी गढ़वाल में 33% से अधिक कृषि एवं औद्योगिक फसलों की क्षति हुई है। अतः राज्य के इन जिलों को कृषि सूखे (Agricultural Drought) से प्रभावित घोषित किये जाने का एतद् द्वारा निर्णय लिया गया है।



(शत्रुघ्न सिंह)
मुख्य सचिव

संख्या-1025 (1) / XVIII-(2)/2016-15(34)/2013 तददिनांक।

प्रतिलिपि निम्नलिखित को सूचनार्थ एवं आवश्यक कार्यवाही हेतु प्रेषित:-

1. महालेखाकार (लेखा एवं हकदारी), उत्तराखण्ड।
2. संयुक्त सचिव, गृह मंत्रालय (आपदा प्रबन्धन), भारत सरकार।
3. संयुक्त सचिव, कृषि मंत्रालय, सूखा प्रबन्धन, भारत सरकार।
4. समस्त अपर मुख्य सचिव, उत्तराखण्ड शासन।
5. समस्त प्रमुख सचिव/सचिव, उत्तराखण्ड शासन।
6. आयुक्त गढ़वाल एवं कुमाऊँ मण्डल, उत्तराखण्ड।
7. जिलाधिकारी, पिथौरागढ़, चम्पावत, अल्मोड़ा, बागेश्वर, नैनीताल, रुद्रप्रयाग एवं पौड़ी गढ़वाल उत्तराखण्ड।
8. सचिव, मा0 मुख्यमंत्री, उत्तराखण्ड शासन।
9. सचिव, श्री राज्यपाल, उत्तराखण्ड।
10. निजी सचिव, मा0 मुख्यमंत्री, उत्तराखण्ड शासन।
11. मुख्य स्थानिक आयुक्त, नई दिल्ली।
12. स्टाफ आफिसर, मुख्य सचिव, उत्तराखण्ड शासन।
13. महानिदेशक, सूचना एवं लोक सम्पर्क निदेशालय, देहरादून।
14. निदेशक, एन.आई.सी., सचिवालय परिसर, देहरादून।
15. प्रभारी अधिकारी, मीडिया सेन्टर, उत्तराखण्ड।
16. अधीक्षक, राजकीय प्रैस रूडकी को गजट के आगामी अंक में प्रकाशन हेतु।
17. गार्ड फाइल।

आज्ञा से,


(अमित्र सिंह नेगी)
सचिव

**राज्य स्तरीय बैंकर्स समिति,
उत्तराखण्ड की
58 वीं बैठक
दिनांक 09 सितंबर, 2016
के
कार्य बिंदु/कार्य वृत्त**

राज्य स्तरीय बैंकर्स समिति, उत्तराखण्ड
58वीं बैठक दिनांक 09 सितम्बर, 2016 से संबंधित कार्य बिन्दुओं पर कृत कार्रवाई

क्र.सं	कार्य बिन्दु	कृत कार्रवाई
1	<p>राज्य सरकार से संबंधित कार्य बिंदुओं का विवरण :</p> <p>क) बैंक द्वारा भूमि अभिलेखों पर ऑन लाइन प्रभार-का सृजन करने हेतु अधिसूचना जारी करना।</p> <p>ख) बैंकों द्वारा "वसूली प्रमाण पत्र" को ऑन-लाइन फाइलिंग करने हेतु एन.आई.सी. द्वारा सॉफ्टवेयर तैयार किया जाना।</p> <p>ग) बैंकों द्वारा ` 5 लाख तक के वित्तपोषित स्वयं सहायता समूहों को कृषि ऋणों की भाँति "स्टॉम्प शुल्क" से विमुक्त रखना।</p> <p>घ) जिला रुद्रप्रयाग एवं चम्पावत में आरसेटी संस्थान हेतु वैकल्पिक भूमि उपलब्ध करायी जाए। विभिन्न आरसेटी संस्थानों में बी.पी.एल. अभ्यर्थियों को प्रशिक्षित करने में संस्थान द्वारा किए गए खर्चों की प्रतिपूर्ति शीघ्र करवायी जाए।</p>	<p>क) इस संबंध में राज्य सरकार से अधिसूचना जारी किया जाना प्रतीक्षित है।</p> <p>ख) इस संबंध में राज्य सरकार के स्तर पर कार्रवाई प्रगति में है।</p> <p>ग) इस संबंध में राज्य सरकार के स्तर पर कार्रवाई प्रगति में है।</p> <p>घ) जिला प्रशासन, रुद्रप्रयाग एवं चम्पावत द्वारा आरसेटी संस्थान हेतु वैकल्पिक भूमि चिन्हित कर दी है।</p> <p>संबंधित जिला प्रशासन से बी.पी.एल. अभ्यर्थियों के प्रशिक्षण खर्चों की प्रतिपूर्ति की जानी प्रतीक्षित है।</p>
2	<p>सरकार द्वारा प्रायोजित विभिन्न ऋण योजनाओं पर सरकारी विभागों, बैंकों एवं अग्रणी जिला प्रबंधक हेतु कार्य बिंदु का विवरण :</p> <p>क) प्रधानमंत्री मुद्रा योजना के अंतर्गत बैंकों द्वारा कैम्प मोड में ऋण वितरित किया जाना।</p> <p>ख) सरकार द्वारा प्रायोजित सभी ऋण योजनाओं के अंतर्गत वर्तमान में लम्बित आवेदन पत्रों का दिनांक 30 सितम्बर, 2016 तक बैंकों द्वारा निस्तारित किया जाना एवं सभी लम्बित आवेदन पत्रों का अवधिवार विवरण एस.एल.बी.सी. को उपलब्ध कराएं।</p>	<p>क) प्रधानमंत्री मुद्रा योजना के अंतर्गत बैंकों द्वारा दिनांक 15 सितम्बर, 2016 से 30 अक्टूबर, 2016 के मध्य विभिन्न स्थानों पर विशेष कैम्प आयोजित कर ऋण वितरित किए गए हैं। अब तक 28,939 व्यक्तियों को ₹ 360.33 करोड़ के मुद्रा ऋण वितरित किए गए हैं।</p> <p>ख) समस्त बैंकों ने विभिन्न योजनांतर्गत लम्बित आवेदन पत्रों का निस्तारण कर दिया है एवं अवधिवार आँकड़े एस.एल.बी.सी. विवरणी में दर्शाए गए हैं।</p>

	<p>ग) अग्रणी जिला प्रबंधक, देहरादून नाबार्ड के साथ सहयोग कर सभी एस.एच.जी. का डाटा का दिनांक 30 सितम्बर, 2016 तक डिजीटाइजेशन करवाकर, ई.-शक्ति वेबपोर्टल पर अपलोड करवाएं।</p> <p>घ) राज्य सरकार द्वारा दिनांक 16 मई, 2016 को विभिन्न जनपदों को सूखाग्रस्त घोषित किया गया है। इसी क्रम में दिनांक 30 सितम्बर, 2016 से पूर्व राज्य स्तरीय बैंकर्स समिति की विशेष बैठक कर प्रभावित किसानों को राहत प्रदान करने हेतु कार्ययोजना तैयार कर, उसे क्रियान्वित करवाना सुनिश्चित किया जाए।</p>	<p>ग) नाबार्ड द्वारा अवगत कराया गया है कि जिला देहरादून के सभी स्वयं सहायता समूहों के संपूर्ण विवरण का डिजीटाइजेशन संबंधी कार्य प्रगति में है।</p> <p>घ) सूखा प्रभावित सात जिलों के कृषि ऋणियों को राहत प्रदान करने हेतु दिनांक 19 सितम्बर, 2016 को सचिव (वित्त), उत्तराखंड शासन की अध्यक्षता में आयोजित एस.एल.बी.सी., उत्तराखंड की विशेष बैठक में निर्णय लिया गया कि बैंकों द्वारा सूखा प्रभावित किसानों के दिनांक 30.04.2016 को स्टैंडर्ड बैंक ऋणों की चुकौती हेतु बैंकों की अनुमोदित नीति के अनुसार छूट (Moratorium period) प्रदान की जाए और उन्हें नए कृषि ऋण भी उपलब्ध कराए जाएं। इसी क्रम में संबंधित अग्रणी जिला प्रबंधकों द्वारा डी.सी.सी. की विशेष बैठक का आयोजन भी किया गया है।</p>
<p>3</p>	<p>विभिन्न सामाजिक योजनाओं में अग्रणी जिला प्रबंधक एवं बैंकों हेतु कार्य बिंदु :</p> <p>क) वित्तीय समावेशन हेतु सभी बैंक अपने चिन्हित एस.एस.ए. में दिनांक 30 सितम्बर, 2016 तक सोलर वी.-सैट स्थापित करना सुनिश्चित करें।</p> <p>ख) सामाजिक सुरक्षा योजना :</p> <p>i) प्रधानमंत्री सुरक्षा बीमा योजना में वृद्धि करना तथा उनका नवीनीकरण किया जाए</p> <p>ii) प्रधानमंत्री जीवन ज्योति बीमा योजना में वृद्धि करना तथा उनका नवीनीकरण किया जाए।</p> <p>iii) अटल पेंशन योजना में लाभार्थियों की संख्या में वृद्धि करना।</p>	<p>क) कनेक्टिविटी रहित 1181 एस.एस.ए. में से बैंकों द्वारा 937 स्थानों को चिन्हित कर, वहाँ पर सोलर वी.-सैट स्थापित किए जाने का कार्य प्रगति में है।</p> <p>ख) भारत सरकार के दिशानिर्देशानुसार बैंकों द्वारा दिनांक 15 सितम्बर, 2016 से 31 अक्टूबर, 2016 तक विशेष अभियान चलाकर योजनांतर्गत नए लाभार्थियों को पंजीकृत किया जा रहा है। इन योजनाओं में अब तक प्रगति निम्नवत् है :</p> <p>i) पी.एम.एस.बी.वाई. के अंतर्गत 12,47,614 व्यक्तियों को पंजीकृत किया गया है।</p> <p>ii) पी.एम.जे.जे.बी.वाई. के अंतर्गत 3,38,258 व्यक्तियों का पंजीकरण किया गया है।</p> <p>iii) ए.पी.वाई. के अंतर्गत 21,283 व्यक्तियों को योजना में सम्मिलित किया गया है।</p>

<p>4</p>	<p>बैंकों एवं अग्रणी जिला प्रबंधक से संबंधित कार्य बिंदुओं का विवरण :</p> <p>क) वार्षिक ऋण योजना वित्तीय वर्ष 2016-17 के लक्ष्यों की शत प्रतिशत प्राप्ति करना।</p> <p>ख) ऋण-जमा अनुपात में वृद्धि हेतु जिले में गठित उप-समिति के सुझावों पर कार्रवाई करना।</p> <p>ग) एम.एस.एम.ई. ऋणों में वृद्धि हेतु कार्ययोजना पर कार्रवाई करना।</p>	<p>क) वित्तीय वर्ष 2016-17 हेतु निर्धारित लक्ष्य के सापेक्ष की द्वितीय तिमाही तक बैंकों ने 41 % की दर्ज की है।</p> <p style="text-align: right;">(रु. करोड़ों में)</p> <table border="1" data-bbox="963 416 1520 667"> <thead> <tr> <th>मद</th> <th>लक्ष्य</th> <th>उपलब्धि</th> <th>%</th> </tr> </thead> <tbody> <tr> <td>फार्म सेक्टर</td> <td>8563</td> <td>2787</td> <td>33</td> </tr> <tr> <td>नॉन फार्म सेक्टर</td> <td>4451</td> <td>2325</td> <td>52</td> </tr> <tr> <td>अन्य प्राथमिक क्षेत्र</td> <td>3371</td> <td>1569</td> <td>47</td> </tr> <tr> <td>कुल</td> <td>16385</td> <td>6681</td> <td>41</td> </tr> </tbody> </table> <p>ख) जिला स्तर पर बैंकों के ऋण-जमा अनुपात को बढ़ाने हेतु गठित उप-समिति द्वारा सुझाव दिया गया कि क्षेत्र की संभाव्यता के अनुरूप क्लस्टर आधारित योजना के तहत ऋण प्रदान किए जाएं।</p> <p>ग) सभी बैंकों द्वारा दिनांक 15 सितम्बर से 31 अक्टूबर, 2016 के मध्य विशेष अभियान चलाकर विभिन्न स्थानों पर कैम्प लगाए गए और एम.एस.एम.ई. इकाइयों को ऋण वितरित किए गए हैं।</p>	मद	लक्ष्य	उपलब्धि	%	फार्म सेक्टर	8563	2787	33	नॉन फार्म सेक्टर	4451	2325	52	अन्य प्राथमिक क्षेत्र	3371	1569	47	कुल	16385	6681	41
मद	लक्ष्य	उपलब्धि	%																			
फार्म सेक्टर	8563	2787	33																			
नॉन फार्म सेक्टर	4451	2325	52																			
अन्य प्राथमिक क्षेत्र	3371	1569	47																			
कुल	16385	6681	41																			
<p>5</p>	<p>सभी बैंक नियंत्रक, सितम्बर, 2016 की त्रैमासिक एस.एल.बी.सी. विवरणी 1-49 पूर्णतः जाँच करने के उपरांत सही एवं वास्तविक आँकड़े, दिनांक 15 अक्टूबर, 2016 तक एस.एल.बी.सी. की वेबसाइट www.slbcuttarakhand.com पर ऑन-लाइन प्रेषण करें।</p> <p>(कार्रवाई - सभी बैंक / अग्रणी जिला प्रबन्धक)</p>	<p>भारतीय रिजर्व बैंक की दिशानिर्देशों के अनुरूप एस.एल.बी.सी., उत्तराखंड द्वारा ऑन-लाइन डाटा प्रेषण हेतु वेबपोर्टल (www.slbcuttarakhand.com/login/banklogin.aspx) के माध्यम से ही सदस्य बैंक अपने त्रैमासिक आँकड़ों का प्रेषण दिनांक 15 अक्टूबर, 2016 तक था, लेकिन कई बैंकों द्वारा निर्धारित तिथि के उपरांत भी आँकड़ों का प्रेषण नहीं कराया जाता है। भविष्य में सही एवं वास्तविक आँकड़ों का प्रेषण ही निर्धारित तिथि तक अनिवार्य रूप से करवाएं।</p>																				

राज्य स्तरीय बैंकर्स समिति, उत्तराखंड
58वीं बैठक दिनांक 09, सितम्बर, 2016
कार्यवृत्त

राज्य स्तरीय बैंकर्स समिति, उत्तराखंड की 58वीं बैठक दिनांक 09 सितम्बर, 2016 को श्री शत्रुघन सिंह जी, मुख्य सचिव, उत्तराखंड शासन की अध्यक्षता में संपन्न हुई। इस बैठक में माननीय मुख्य मंत्री उत्तराखंड सरकार, सचिव (वित्त), उत्तराखंड शासन, क्षेत्रीय निदेशक, भारतीय रिजर्व बैंक, देहरादून, ओ.आई. सी, नाबार्ड; मुख्य महाप्रबंधक तथा महाप्रबंधक, भारतीय स्टेट बैंक, समस्त बैंक एवं शासकीय विभागों के शीर्ष अधिकारियों तथा अग्रणी जिला प्रबंधकों / बीमा कंपनियों के साथ महत्वपूर्ण बिंदुओं पर चर्चा की गयी।

श्री आलोक चौधरी, मुख्य महाप्रबंधक, भारतीय स्टेट बैंक

मुख्य महाप्रबंधक, भारतीय स्टेट बैंक ने माननीय मुख्य मंत्री उत्तराखंड सरकार, मुख्य सचिव, सचिव (वित्त) उत्तराखंड शासन, राज्य के अधिकारी, भारतीय रिजर्व बैंक, नाबार्ड, बीमा कंपनियों, एवं बैंकों के उच्च अधिकारियों का एस.एल.बी.सी. की 58वीं बैठक में पधारने पर स्वागत एवं अभिनन्दन किया। उन्होंने राज्य की आर्थिक स्थिति में सुधार लाने में समस्त बैंकों द्वारा किए गए विशेष कार्यों एवं उपायों से सदन को अवगत कराया।

बैंक द्वारा भूमि अभिलेखों पर ऑनलाइन प्रभार अंकित करना :

राजस्व विभाग, उत्तराखंड शासन ने अपने पत्र संख्या 623/XVIII(1)/2016-17 (21)/2016 दिनांक 02 जून, 2016 द्वारा बैंक ऋण का प्रभार ऑन-लाइन दर्ज करने की स्वीकृति प्रदान कर दी है, राज्य सरकार ने सूचित किया कि केबिनेट द्वारा स्वीकृति के पश्चात अधिसूचना जारी करवा दी जायेगी।

वसूली प्रमाण पत्र का ऑन-लाइन फाइलिंग :

सभी बैंकों को निर्देशित किया गया कि वे अभी तक जारी किए गए वसूली प्रमाण पत्रों का मिलान जिला स्तर पर सी.आर.ए. कार्यालय (राजस्व विभाग) से दिनांक 30 सितम्बर, 2016 तक अनिवार्य रूप से करना सुनिश्चित करें, ताकि आर.सी. की ऑन-लाइन फाइलिंग प्रक्रिया आरम्भ करते समय किसी भी प्रकार की असुविधा से बचा जा सके।

इस सम्बन्ध में एन आई सी द्वारा सॉफ्टवेयर तैयार किया जा रहा है।

आरसेटी :

शासन द्वारा अवगत कराया गया कि रुद्रप्रयाग तथा चम्पावत जिले में वैकल्पिक भूमि उपलब्ध करा दी जाएगी।

विभिन्न आरसेटी संस्थानों के वित्तीय वर्ष 2014-15 एवं 2015-16 के दौरान 1,774 बी.पी.एल. अभ्यर्थियों को प्रशिक्षित करने में किए गए कुल खर्च रु0 26,34,990/- के भुगतान संबंधी प्रस्ताव को भारत सरकार को

भेज दिया गया है तथा भारत सरकार से अनुदान प्राप्त होते ही व्यय राशि की प्रतिपूर्ति शीघ्र करवा दी जाएगी।

राष्ट्रीय ग्रामीण आजीविका मिशन (NRLM)

इस संबंध में निदेशक वित्तीय सेवाएँ विभाग भारत सरकार ने बैंको को निर्देशित किया कि लंबित आवेदन पत्रों का निस्तारण तुरंत किया जाए। तथा सभी लंबित आवेदन पत्रों का अवधि के अनुसार (Age-wise pending position of applications) विवरण उपलब्ध होना चाहिए।

एस.एच.जी. - स्टॉम्प शुल्क में छूट :

शासन द्वारा सूचित किया गया कि **रु० 5 लाख** तक के वित्तपोषित एस.एच.जी. को कृषि ऋणों की भाँति “स्टॉम्प शुल्क” से विमुक्त रखने के संबंध में यथाशीघ्र निर्णय लिया जाएगा।

डिजीटाइजेशन ऑफ एस.एच.जी. - ई. शक्ति :

इस संबंध में जिला अग्रणी बैंक अधिकारी देहारादून को निर्देशित किया गया कि **30 सितंबर 2016 तक** वित्तपोषित एस.एच.जी. का समस्त डाटा नाबार्ड को उपलब्ध करा दिया जाये जिससे कि वेब पोर्टल पर डाटा अपलोड हो सके।

कृषि सूखा से प्रभावित क्षेत्रों हेतु कार्य योजना :

उत्तराखंड शासन द्वारा अपने ज्ञापन संख्या 1025/XVIII-(2)/16-15(34)2013 दिनांक 16 मई, 2016 द्वारा राज्य के जनपद पिथौरागढ़, चम्पावत, अल्मोड़ा, बागेश्वर, नैनीताल, रुद्रप्रयाग एवं पौड़ी गढ़वाल को कृषि सूखे से प्रभावित घोषित किया है। इस संबंध में मुख्य सचिव उत्तराखंड शासन द्वारा निर्देशित किया गया कि एक उप समिति का गठन किया जाये जिसमें भारतीय रिजर्व बैंक, नाबार्ड, राज्य सरकार के प्रतिनिधि तथा राज्य स्तरीय बैंकर्स समिति के प्रतिनिधि शामिल होंगे। इसके अतिरिक्त सूखा प्रभावित जिलों के अग्रणी जिला प्रबंधकों को निर्देशित किया गया कि जनपद के जिलाधिकारी, बैंकों तथा अन्य विभागों से समन्वय स्थापित कर 15 सितंबर, 2016 तक डी सी सी बैठकों का आयोजन कर प्रभावित किसानों को राहत प्रदान करने हेतु उचित कार्ययोजना तैयार करें।

फसल बीमा योजना :

भारत सरकार द्वारा जारी “**प्रधानमंत्री फसल बीमा योजना**” के अंतर्गत बैंकों द्वारा लक्ष्यों से अधिक बीमा करने पर शासन द्वारा हर्ष व्यक्त किया गया।

ब्रॉड बैंड कनेक्टिविटी - वी.-सैट :

निदेशक वित्तीय सेवाएँ विभाग भारत सरकार द्वारा सभी बैंकों को निर्देशित किया गया कि इस संबंध में समयबद्ध कार्य योजना बनाकर सोलर वी सैट यथाशीघ्र स्थापित किये जाएं।

एम.एस.एम.ई. ऋण

मा. मुख्यमंत्री महोदय की अपेक्षा अनुसार एम.एस.एम.ई. क्षेत्र को बढ़ावा देने हेतु भारतीय रिजर्व बैंक ने राज्य में **17 क्लस्टर** को चिह्नित किया है जिनमें क्षेत्र विशेष आधारित क्रियाकलाप जैसे - जूट एवं ऊनी उत्पाद, जरी एवं अन्य कढ़ाई, कपड़ों पर ब्लॉक प्रीटिंग, रेशम उद्योग, बैत और बॉस उत्पाद, कारपेट एवं

फूड प्रोसेसिंग आदि हेतु बैंकों द्वारा वित्तपोषण किया जाना है। इस हेतु शासन द्वारा सभी बैंकों को निर्देशित किया गया कि सभी बैंक दो क्लस्टर को अंगीकृत कर अपनी शाखाओं के माध्यम से ऋण प्रदान करें। एम.एस.एम.ई° के अंतर्गत वित्त पोषण हेतु सभी बैंकों को उच्च स्तर पर प्रयास करने हेतु निर्देशित किया गया।

प्रधानमंत्री मुद्रा (MUDRA) योजना

निदेशक वित्तीय सेवाएँ विभाग भारत सरकार तथा मुख्य सचिव उत्तराखंड शासन द्वारा प्रधान मंत्री मुद्रा योजना के अंतर्गत अत्यंत धीमी प्रगति पर गंभीर असंतोष व्यक्त किया गया तथा सभी बैंकों को निर्देशित किया कि कैंप मोड में योजना के अंतर्गत ऋण वितरित किये जाएँ तथा लक्ष्यों की प्राप्ति सुनिश्चित की जाये।

स्टैण्ड अप इण्डिया :

उक्त योजना के अंतर्गत बैंकों हेतु निर्धारित लक्ष्य 4414 के सापेक्ष केवल 60 आवेदकों को ऋण प्रदान किया गया है। इस संबंध में निदेशक वित्तीय सेवाएँ विभाग भारत सरकार तथा मुख्य सचिव उत्तराखंड शासन द्वारा गंभीर असंतोष व्यक्त किया गया तथा सभी बैंकों को निर्देशित किया गया कि सभी बैंक स्टैण्ड अप इण्डिया योजना के दायरे में आने वाले वर्ग विशेष को चिन्हित कर, उन्हें ऋण प्रदान करें तथा लक्ष्यों की प्राप्ति सुनिश्चित करें।

माननीय मुख्य मंत्री, उत्तराखंड सरकार द्वारा दिए गए निर्देश

- माननीय मुख्य मंत्री द्वारा सर्व प्रथम सभी आगंतुकों को हिमालय दिवस पर शुभकामनायें दी गईं तथा पर्यावरण संरक्षण हेतु शपथ दिलवायी गयी।
- समस्त बैंकों को निर्देशित किया कि ग्रामीण क्षेत्रों में शाखाएँ खोलने हेतु तथा बैंकिंग सेवाएँ प्रदान करने हेतु विशेष प्रयास करें।
- ऋण प्रदान करने हेतु प्रक्रिया का सरलीकरण किया जाये।
- स्वयं सहायता समूह विशेषकर महिला स्वयं सहायता समूह को ऋण प्रदान करने में तेजी लायी जाये।
- ऋण आवेदनों को कम संख्या में वापस किया जाये।
- स्टार्ट अप योजना के अंतर्गत बैंक, उद्योग विभाग, राज्य शासन तथा इंडस्ट्रीज़ असोशिएशन आपस में समन्वय स्थापित कर योजना का लाभ साधारण जन समुदाय तक पहुंचाये।

अंत में महाप्रबंधक, भारतीय स्टेट बैंक ने मा. मुख्यमंत्री, उत्तराखंड, मुख्य सचिव, उत्तराखंड शासन एवं सभी शीर्ष अधिकारियों को 58वीं एस.एल.बी.सी. बैठक में पधारने एवं मार्गदर्शन देने के लिये हार्दिक धन्यवाद किया। उन्होंने सभी बैंकों की ओर से आश्वासन दिया कि अधिक से अधिक ऋण वितरित कर, राज्य में ऋण प्रवाह में बढ़ोतरी करेंगे।

उन्होंने बैठक में पधारे शासन के उच्च अधिकारियों, भारतीय रिजर्व बैंक, नाबार्ड, सहयोगी बैंकों, बीमा कंपनियों से आये अधिकारियों का सहयोग एवं सहभागिता के लिये और मीडिया बंधुओं को बैठक की कार्रवाई की कवरेज करने पर धन्यवाद दिया।

भाग-“ ब ”
आँकड़ों का विवरण

CREDIT DEPOSIT RATIO OF ALL BANKS
Position as on 30 SEPTEMBER 2016

(in Crores)

S. No.	Name of the Bank	No. of Br.	Total Deposit	Total Advances	C:D Ratio	Investment	Adv+Inv	C+I:D Ratio	Total Agri	SSI	Serv.	Others	Total \$ PSA	Adv. To W/S	SC/ST
1	S.B.I.	399	28362	14654	52	2483	17137	60	1158	1273	898	1871	5200	3191	371
2	P.N.B.	244	19221	9110	47	0	9110	47	1773	1134	805	552	4264	1032	347
3	B.O.B.	120	4535	2506	55	0	2506	55	927	283	554	220	1985	688	56
A	Total L.B.	763	52119	26270	50	2483	28753	55	3858	2690	2257	2643	11448	4910	775
4	O.B.C.	78	4368	2066	47	0	2066	47	478	134	400	276	1288	464	85
5	U.B.I.	83	3906	1814	46	0	1814	46	433	123	237	198	991	296	7
6	Canara Bank	81	2388	1286	54	0	1286	54	119	188	323	163	792	67	53
7	C.B.I.	41	2005	569	28	0	569	28	92	103	138	104	437	81	6
8	P. & S.B.	44	1248	565	45	0	565	45	182	19	161	107	470	126	5
9	ALL. Bank	42	1931	943	49	0	943	49	142	136	210	186	674	138	168
10	UCO Bank	55	1290	519	40	0	519	40	66	9	108	102	286	428	18
11	I.O.B.	47	1686	1000	59	0	1000	59	82	29	164	110	385	9	3
12	S.B.Patiala	24	778	524	67	0	524	67	115	78	139	56	389	103	4
13	Bank of India	35	1180	804	68	0	804	68	117	78	85	87	367	61	17
14	Syn. Bank	46	1018	426	42	0	426	42	9	27	66	103	206	7	14
15	Vijaya Bank	11	244	120	49	0	120	49	10	11	9	90	119	2	3
16	Corpn. Bank	27	436	372	85	0	372	85	86	31	103	49	269	80	5
17	Andhra Bank	15	277	192	69	0	192	69	8	66	66	46	186	6	4
18	Indian Bank	12	351	88	25	0	88	25	27	3	21	11	61	9	8
19	United Bank	8	122	83	68	0	83	68	0	29	4	37	71	0	1
20	S.B.B. & J.	3	150	66	44	0	66	44	0	11	17	11	39	1	0
21	B.O.M.	5	120	48	40	0	48	40	0	13	13	22	48	15	2
22	Dena Bank	17	438	294	67	0	294	67	9	17	30	28	84	7	7
23	IDBI Bank	31	1493	650	44	0	650	44	104	34	118	27	282	106	11
24	S.B.Hyd.	5	87	209	240	0	209	240	0	71	28	12	112	0	2
B	Total N-L.B.	710	25515	12639	50	0	12639	50	2080	1209	2443	1825	7557	2004	424
C	Total (A+B)	1473	77634	38909	50	2483	41392	53	5938	3900	4699	4468	19005	6914	1198
25	U.GB.	286	3643	1947	53	0	1947	53	446	141	502	351	1440	456	272
26	U.P.G.B.	1	13	6	43	0	6	43	4	0	1	0	5	4	5
D	Total R.R.B.	287	3655	1953	53	0	1953	53	451	141	503	351	1445	460	277
27	Co-op. Bank	263	7243	4303	59	2119	6422	89	2617	507	748	431	4303	801	206
E	Total Coop.	263	7243	4303	59	2119	6422	89	2617	507	748	431	4303	801	206
F	Total (C+D+E)	2023	88532	45165	51	4602	49767	56	9005	4548	5950	5250	24753	8175	1681
28	Nainital Bank	70	2116	1308	62	0	1308	62	437	110	321	52	920	211	31
29	Axis Bank	30	1996	1473	74	2	1474	74	100	59	161	1	320	24	53
30	ICICI bank	31	2363	930	39	0	930	39	90	33	145	224	492	60	7
31	HDFC Bank	29	1860	1764	95	0	1764	95	289	62	213	331	895	233	10
32	J & k Bank	1	130	20	15	0	20	15	0	0	0	10	10	0	0
33	Fedral Bank	1	66	34	51	0	34	51	0	0	0	0	0	0	0
34	IndusInd Bank	1	103	161	156	0	161	156	26	1	74	0	101	17	1
35	Karna. Bank	4	193	93	48	0	93	48	1	14	16	9	40	80	0
36	S.Indian Bank	1	120	28	23	0	28	23	0	0	28	0	28	0	0
37	St.Char. Bank	1	55	0	0	0	0	0	0	0	0	0	0	0	0
38	Yes Bank	10	661	337	51	0	337	51	75	44	36	19	173	14	0
39	Kotak Mahi.	8	247	312	126	0	312	126	235	9	41	2	287	374	2
40	Bhartiya M.B.	5	16	6	36	0	6	36	0	2	2	1	5	0	0
41	BANDHAN	0	0	0	0	0	0	0	0	0	0	0	0	0	0
G	Total Pvt Bank	192	9927	6465	65	2	6466	65	1253	333	1037	649	3272	1014	104
H	All Bank (F+G)	2215	98459	51630	52	4603	56233	57	10258	4881	6987	5899	28025	9189	1785
	RIDF	0	0	4714	0	0	4714	0	0	0	0	0	0	0	0
	Total (H+RIDF)	2215	98459	56344	57	4603	60947	62	10258	4881	6987	5899	28025	9189	1785

Contd.

(in Crores)

S. No.	Name of the Bank	No. of Branches					Pending Lic		Deposits				
		R	SU	U	M	Total	<6M	>6M	R	SU	U	Total	
									Amt.	Amt.	Amt.	No.	Amt.
1	S.B.I.	266	71	62	0	399	0	0	11405	8542	8415	4281239	28362
2	P.N.B.	146	50	48	0	244	0	0	4424	5574	9224	3214859	19221
3	B.O.B.	57	39	24	0	120	0	0	979	1647	1909	1172300	4535
A	Total Lead Banks	469	160	134	0	763	0	0	16808	15763	19548	8668398	52119
4	O.B.C.	25	32	21	0	78	0	0	1214	1379	1775	769692	4368
5	U.B.I.	32	28	23	0	83	0	0	504	1082	2320	257553	3906
6	Canara Bank	31	29	21	0	81	0	0	355	779	1254	485577	2388
7	C.B.I.	9	16	16	0	41	0	0	210	555	1241	2656654	2005
8	P.&S.B.	20	15	9	0	44	0	0	497	350	401	248873	1248
9	ALL. Bank	9	22	11	0	42	0	0	260	743	928	359102	1931
10	UCO Bank	19	24	12	0	55	0	0	274	383	633	195722	1290
11	I.O.B.	22	16	9	0	47	0	0	218	622	846	163978	1686
12	S.B.Patiala	3	15	6	0	24	0	0	19	325	435	125310	778
13	Bank of India	11	18	6	0	35	1	0	143	631	406	290237	1180
14	Syn. Bank	9	25	12	0	46	0	0	66	247	705	112088	1018
15	Vijaya Bank	1	6	4	0	11	0	0	14	106	124	44079	244
16	Corp. Bank	7	12	8	0	27	0	0	42	114	280	158806	436
17	Andhra Bank	1	7	7	0	15	0	0	3	101	173	54049	277
18	Indian Bank	1	7	4	0	12	0	0	7	162	182	65935	351
19	United Bank	0	3	5	0	8	0	0	0	16	105	44747	122
20	S.B.B.&J.	0	0	3	0	3	0	0	0	0	150	16272	150
21	B.O.M.	0	2	3	0	5	0	0	0	23	97	29708	120
22	Dena Bank	2	9	6	0	17	0	0	1	64	374	75901	438
23	IDBI Bank	11	15	5	0	31	0	0	136	439	918	213816	1493
24	S.B.Hyd.	0	2	3	0	5	0	0	0	38	49	1024	87
B	Total Non-Lead Banks	213	303	194	0	710	1	0	3962	8157	13396	6369123	25515
C	Total N. Banks (A + B)	682	463	328	0	1473	1	0	20770	23920	32944	15037521	77634
25	U.GB.	229	43	14	0	286	0	0	2534	858	250	1532665	3643
26	U.P.G.B.	1	0	0	0	1	0	0	13	0	0	7835	13
D	Total R.R.B.	230	43	14	0	287	0	0	2547	858	250	1540500	3655
27	Co-op. Bank	152	69	42	0	263	0	0	2419	2185	2639	1254672	7243
E	Total Cooperative	152	69	42	0	263	0	0	2419	2185	2639	1254672	7243
F	Total (C+D+E)	1064	575	384	0	2023	1	0	25736	26963	35833	17832693	88532
28	Nainital Bank	30	33	7	0	70	0	0	517	1312	287	431323	2116
29	Axis Bank	8	13	9	0	30	0	0	229	951	816	155757	1996
30	ICICI bank	1	18	12	0	31	0	0	0	1427	937	70159	2363
31	HDFC Bank	4	17	8	0	29	0	0	35	662	1163	298581	1860
32	J & k Bank	0	0	1	0	1	0	0	0	130	0	3285	130
33	Fedral Bank	0	0	1	0	1	0	0	0	0	66	304	66
34	IndusInd Bank	0	0	1	0	1	0	0	0	0	103	5248	103
35	Karna. Bank	0	2	2	0	4	0	0	0	19	173	40991	193
36	S.Indian Bank	0	0	1	0	1	0	0	0	0	120	299	120
37	St.Char. Bank	0	0	1	0	1	0	0	0	0	55	2050	55
38	Yes Bank	0	6	4	0	10	0	0	0	171	491	20433	661
39	Kotak Mahi.	0	5	3	0	8	0	0	0	100	147	13405	247
40	Bhartiya M.B.	1	1	3	0	5	0	0	3	0	13	14301	16
41	BANDHAN	0	0	0	0	0	0	0	0	0	0	0	0
G	Total Private Bank	44	95	53	0	192	0	0	784	4771	4372	1056136	9927
H	Total All Bank (F+G)	1108	670	437	0	2215	1	0	26520	31734	40205	18888829	98459
	RIDF					0							0
	Total (H+RIDF)	1108	670	437	0	2215	1	0	26520	31734	40205	18888829	98459

Contd.

(in Crores)

ADVANCES																
S. No.	Name of the Bank	From Within State					From Outside State					Total				
		R	SU	U	Total		R	SU	U	Total		R	SU	U	Total	
		Amt.	Amt.	Amt.	No.	Amt.	Amt.	Amt.	Amt.	No.	Amt.	Amt.	Amt.	Amt.	No.	Amt.
1	S.B.I.	2732	2947	2423	277539	8101	1080	1800	3674	74	6553	3811	4746	6097	277613	14654
2	P.N.B.	2162	3214	2803	162207	8180	0	87	843	13	930	2162	3301	3646	162220	9110
3	B.O.B.	503	1266	688	55561	2457	0	23	25	218	48	503	1289	714	55779	2506
A	Total Lead Banks	5397	7426	5915	495307	18738	1080	1910	4542	305	7532	6477	9336	10457	495612	26270
4	O.B.C.	407	808	492	41249	1707	0	0	359	57	359	407	808	851	41306	2066
5	U.B.I.	175	544	548	30484	1266	0	172	377	20	548	175	715	924	30504	1814
6	Canara Bank	151	447	527	23159	1125	0	0	161	6	161	151	447	688	23165	1286
7	C.B.I.	35	234	300	15963	569	0	0	0	0	0	35	234	300	15963	569
8	P. & S.B.	161	252	150	14817	563	0	0	2	1	2	161	252	152	14818	565
9	ALL. Bank	124	503	250	19795	878	0	66	0	37	66	124	569	250	19832	943
10	UCO Bank	69	127	134	10148	329	0	0	190	2	190	69	127	324	10150	519
11	I.O.B.	147	172	205	9363	524	55	223	198	67	476	202	396	402	9430	1000
12	S.B.Patila	10	352	162	11522	524	0	0	0	0	0	10	352	162	11522	524
13	Bank of India	98	316	118	28683	532	28	42	202	48	272	126	358	320	28731	804
14	Syn. Bank	24	135	267	11474	426	0	0	0	0	0	24	135	267	11474	426
15	Vijaya Bank	4	24	92	970	120	0	0	0	0	0	4	24	92	970	120
16	Corp. Bank	38	174	160	9045	372	0	0	0	0	0	38	174	160	9045	372
17	Andhra Bank	1	128	62	2786	192	0	0	0	0	0	1	128	62	2786	192
18	Indian Bank	1	59	28	2729	88	0	0	0	0	0	1	59	28	2729	88
19	United Bank	0	15	68	2903	83	0	0	0	0	0	0	15	68	2903	83
20	S.B.B. & J.	0	0	66	1005	66	0	0	0	0	0	0	0	66	1005	66
21	B.O.M.	0	13	35	926	48	0	0	0	0	0	0	13	35	926	48
22	Dena Bank	0	103	191	2598	294	0	0	0	0	0	0	103	191	2598	294
23	IDBI Bank	57	199	83	10119	339	0	307	5	82	311	58	505	87	10201	650
24	S.B.Hyd.	0	143	66	1479	209	0	0	0	0	0	0	143	66	1479	209
B	Total Non-Lead Banks	1504	4747	4004	251217	10254	83	809	1493	320	2385	1587	5556	5497	251537	12639
C	Total N. Banks (A + B)	6901	12173	9918	746524	28992	1162	2719	6035	625	9917	8063	14892	15953	747149	38909
25	U.GB.	1255	506	186	126914	1947	0	0	0	0	0	1255	506	186	126914	1947
26	U.P.G.B.	6	0	0	795	6	0	0	0	0	0	6	0	0	795	6
D	Total R.R.B.	1261	506	186	127709	1953	0	0	0	0	0	1261	506	186	127709	1953
27	Co-op. Bank	1610	1402	1292	272072	4303	0	0	0	0	0	1610	1402	1292	272072	4303
E	Total Cooperative	1610	1402	1292	272072	4303	0	0	0	0	0	1610	1402	1292	272072	4303
F	Total (C+D+E)	9772	14080	11396	1146305	35248	1162	2719	6035	625	9917	10934	16800	17431	1146930	45165
28	Nainital Bank	222	1000	85	26965	1308	0	0	0	0	0	222	1000	85	26965	1308
29	Axis Bank	183	287	484	2705	954	519	0	0	43	519	702	287	484	2748	1473
30	ICICI bank	0	2	928	19842	930	0	0	0	0	0	0	2	928	19842	930
31	HDFC Bank	78	814	873	119947	1764	0	0	0	0	0	78	814	873	119947	1764
32	J & k Bank	0	20	0	310	20	0	0	0	0	0	0	20	0	310	20
33	Fedral Bank	0	0	34	1	34	0	0	0	0	0	0	0	34	1	34
34	IndusInd Bank	0	0	161	4923	161	0	0	0	0	0	0	0	161	4923	161
35	Karna. Bank	0	21	72	1195	93	0	0	0	0	0	0	21	72	1195	93
36	S.Indian Bank	0	0	28	100	28	0	0	0	0	0	0	0	28	100	28
37	St.Char. Bank	0	0	0	0	0	0	0	0	0	0	0	0	0	0	0
38	Yes Bank	0	78	260	932	337	0	0	0	0	0	0	78	260	932	337
39	Kotak Mahi.	0	216	95	1514	312	0	0	0	0	0	0	216	95	1514	312
40	Bhartiya M.B.	1	0	5	266	6	0	0	0	0	0	1	0	5	266	6
41	BANDHAN	0	0	0	0	0	0	0	0	0	0	0	0	0	0	0
G	Total Private Bank	484	2438	3024	178700	5946	519	0	0	43	519	1003	2438	3024	178743	6465
H	Total All Bank (F+G)	10256	16518	14420	1325005	41194	1681	2719	6035	668	10435	11937	19237	20455	1325673	51630
	RIDF	4714	0	0	1	4714	0	0	0	0	0	4714	0	0	1	4714
	Total (H+RIDF)	14970	16518	14420	1325006	45908	1681	2719	6035	668	10435	16651	19237	20455	1325674	56344

Priority Sector Advances

(in Crores)

Agriculture (Direct)																
S. No.	Name of the Bank	Crop Loan				Term Loan				Total						
		R	SU	U	Total		R	SU	U	Total		R	SU	U	Total	
					No.	Amt.				No.	Amt.				No.	Amt.
1	S.B.I.	354	190	3	63385	547	289	200	69	22020	558	642	390	72	85405	1105
2	P.N.B.	697	217	7	96738	922	301	182	39	17171	522	998	399	46	113909	1443
3	B.O.B.	251	216	5	21415	472	55	135	14	6077	203	306	351	19	27492	675
A	Total Lead Banks	1302	623	15	181538	1940	644	516	122	45268	1283	1946	1140	137	226806	3223
4	O.B.C.	112	264	3	16404	379	10	19	0	1919	29	122	283	4	18323	409
5	U.B.I.	98	116	29	12299	242	49	34	15	4589	99	147	150	45	16888	341
6	Canara Bank	23	30	2	3489	55	16	35	3	3018	54	39	64	5	6507	108
7	C.B.I.	4	6	1	1241	11	6	20	6	3345	32	9	26	7	4586	43
8	P. & S.B.	42	77	5	4268	124	3	18	2	955	23	45	95	7	5223	147
9	ALL. Bank	31	56	1	4576	88	10	15	2	2170	27	41	71	2	6746	115
10	UCO Bank	12	15	0	2046	27	8	11	3	2227	23	21	26	3	4273	50
11	I.O.B.	27	14	1	1651	42	13	25	2	1849	40	40	39	4	3500	82
12	S.B.Patiala	0	81	0	2544	82	0	31	0	1534	31	0	113	0	4078	113
13	Bank of India	15	71	2	5666	88	12	17	1	2342	30	27	87	2	8008	117
14	Syn. Bank	0	4	0	187	5	1	3	0	265	4	1	7	0	452	9
15	Vijaya Bank	0	1	1	60	2	1	1	3	70	4	1	2	4	130	7
16	Corpn. Bank	9	57	4	2212	70	2	8	3	605	13	11	65	6	2817	83
17	Andhra Bank	0	6	0	222	6	0	1	0	22	1	0	7	0	244	8
18	Indian Bank	0	24	0	1329	24	0	0	1	8	1	0	24	1	1337	25
19	United Bank	0	0	0	0	0	0	0	0	55	0	0	0	0	55	0
20	S.B.B. & J.	0	0	0	0	0	0	0	0	0	0	0	0	0	0	0
21	B.O.M.	0	0	0	4	0	0	0	0	1	0	0	0	0	5	0
22	Dena Bank	0	8	0	257	8	0	1	0	43	1	0	8	0	300	9
23	IDBI Bank	9	64	8	4252	81	8	13	2	1140	23	16	78	10	5392	104
24	S.B.Hyd.	0	0	0	0	0	0	0	0	0	0	0	0	0	0	0
B	Total Non-Lead Banks	383	893	57	62707	1333	139	253	44	26157	436	521	1147	101	88864	1769
C	Total N. Banks (A + B)	1684	1517	72	244245	3273	783	770	166	71425	1719	2468	2286	238	315670	4992
25	U.G.B.	247	67	0	55200	314	84	43	0	14521	128	331	110	1	69721	442
26	U.P.G.B.	3	0	0	416	3	1	0	0	83	1	4	0	0	499	4
D	Total R.R.B.	250	67	0	55616	317	85	43	0	14604	129	336	110	1	70220	446
27	Co-op. Bank	645	393	477	128430	1515	309	157	207	74217	672	954	550	684	202647	2188
E	Total Cooperative	645	393	477	128430	1515	309	157	207	74217	672	954	550	684	202647	2188
F	Total (C+D+E)	2580	1977	549	428291	5106	1177	969	374	160246	2520	3757	2946	923	588537	7626
28	Nainital Bank	79	89	0	7780	168	13	24	1	1687	38	92	113	1	9467	206
29	Axis Bank	0	0	12	101	12	0	0	75	81	75	0	0	87	182	87
30	ICICI bank	0	11	4	1340	15	0	32	37	5607	69	0	43	41	6947	84
31	HDFC Bank	42	132	0	2367	174	12	96	7	5191	115	54	228	7	7558	289
32	J & k Bank	0	0	0	0	0	0	0	0	0	0	0	0	0	0	0
33	Fedral Bank	0	0	0	0	0	0	0	0	1	0	0	0	0	1	0
34	IndusInd Bank	0	0	0	0	0	0	0	26	639	26	0	0	26	639	26
35	Karna. Bank	0	0	0	2	0	0	1	0	39	1	0	1	1	41	1
36	S.Indian Bank	0	0	0	0	0	0	0	0	0	0	0	0	0	0	0
37	St.Char. Bank	0	0	0	0	0	0	0	0	0	0	0	0	0	0	0
38	Yes Bank	0	0	0	0	0	0	46	7	710	52	0	46	7	710	52
39	Kotak Mahi.	0	0	0	1	0	0	0	21	347	21	0	0	21	348	21
40	Bhartiya M.B.	0	0	0	20	0	0	0	0	0	0	0	0	0	20	0
41	BANDHAN	0	0	0	0	0	0	0	0	0	0	0	0	0	0	0
G	Total Private Bank	121	232	15	11611	368	25	198	176	14302	399	146	430	191	25913	767
H	Total All Bank (F+G)	2701	2209	564	439902	5474	1202	1167	550	174548	2919	3903	3376	1114	614450	8393
	RIDF					0					0	0	0	0	0	0
	Total (H+RIDF)	2701	2209	564	439902	5474	1202	1167	550	174548	2919	3903	3376	1114	614450	8393

Priority Sector Advances

(in Crores)

Agriculture																
S. No.	Name of the Bank	Direct					Indirect					Total				
		R	SU	U	Total		R	SU	U	Total		R	SU	U	Total	
					No.	Amt.				No.	Amt.				No.	Amt.
1	S.B.I.	642	390	72	85405	1105	37	5	10	3029	53	680	396	82	88434	1158
2	P.N.B.	998	399	46	113909	1443	77	198	54	645	329	1075	597	100	114554	1773
3	B.O.B.	306	351	19	27492	675	32	201	20	616	252	337	551	39	28108	927
A	Total Lead Banks	1946	1140	137	226806	3223	146	405	84	4290	635	2092	1544	221	231096	3858
4	O.B.C.	122	283	4	18323	409	4	54	11	304	69	126	337	15	18627	478
5	U.B.I.	147	150	45	16888	341	8	56	28	121	92	155	206	73	17009	433
6	Canara Bank	39	64	5	6507	108	2	6	2	845	10	41	71	8	7352	119
7	C.B.I.	9	26	7	4586	43	1	48	0	596	49	10	75	7	5182	92
8	P. & S.B.	45	95	7	5223	147	1	32	1	235	35	47	127	8	5458	182
9	ALL. Bank	41	71	2	6746	115	8	18	1	970	27	49	89	3	7716	142
10	UCO Bank	21	26	3	4273	50	2	1	13	440	16	23	27	16	4713	66
11	I.O.B.	40	39	4	3500	82	0	0	0	1	0	40	39	4	3501	82
12	S.B.Patiala	0	113	0	4078	113	0	2	0	8	2	0	115	0	4086	115
13	Bank of India	27	87	2	8008	117	0	0	0	0	0	27	87	2	8008	117
14	Syn. Bank	1	7	0	452	9	0	0	0	0	0	1	7	0	452	9
15	Vijaya Bank	1	2	4	130	7	0	1	2	68	4	1	4	6	198	10
16	Corpn. Bank	11	65	6	2817	83	0	3	0	61	4	12	68	7	2878	86
17	Andhra Bank	0	7	0	244	8	0	0	0	0	0	0	7	0	244	8
18	Indian Bank	0	24	1	1337	25	0	2	0	1	2	0	26	1	1338	27
19	United Bank	0	0	0	55	0	0	0	0	0	0	0	0	0	55	0
20	S.B.B. & J.	0	0	0	0	0	0	0	0	0	0	0	0	0	0	0
21	B.O.M.	0	0	0	5	0	0	0	0	0	0	0	0	0	5	0
22	Dena Bank	0	8	0	300	9	0	0	0	0	0	0	8	0	300	9
23	IDBI Bank	16	78	10	5392	104	0	0	0	0	0	16	78	10	5392	104
24	S.B.Hyd.	0	0	0	0	0	0	0	0	1	0	0	0	0	1	0
B	Total Non-Lead Banks	521	1147	101	88864	1769	26	225	60	3651	311	547	1372	161	92515	2080
C	Total N. Banks (A + B)	2468	2286	238	315670	4992	172	629	144	7941	945	2640	2916	382	323611	5938
25	U.GB.	331	110	1	69721	442	0	0	4	4	4	331	110	5	69725	446
26	U.P.G.B.	4	0	0	499	4	0	0	0	60	0	4	0	0	559	4
D	Total R.R.B.	336	110	1	70220	446	0	0	4	64	4	336	110	5	70284	451
27	Co-op. Bank	954	550	684	202647	2188	196	224	9	45225	429	1150	774	693	247872	2617
E	Total Cooperative	954	550	684	202647	2188	196	224	9	45225	429	1150	774	693	247872	2617
F	Total (C+D+E)	3757	2946	923	588537	7626	368	853	158	53230	1379	4125	3800	1080	641767	9005
28	Nainital Bank	92	113	1	9467	206	5	225	0	1677	230	97	338	1	11144	437
29	Axis Bank	0	0	87	182	87	0	0	12	856	12	0	0	100	1038	100
30	ICICI bank	0	43	41	6947	84	0	6	0	619	6	0	49	41	7566	90
31	HDFC Bank	54	228	7	7558	289	0	0	0	0	0	54	228	7	7558	289
32	J & k Bank	0	0	0	0	0	0	0	0	0	0	0	0	0	0	0
33	Fedral Bank	0	0	0	1	0	0	0	0	0	0	0	0	0	1	0
34	IndusInd Bank	0	0	26	639	26	0	0	0	0	0	0	0	26	639	26
35	Karna. Bank	0	1	1	41	1	0	0	0	4	0	0	1	1	45	1
36	S.Indian Bank	0	0	0	0	0	0	0	0	0	0	0	0	0	0	0
37	St.Char. Bank	0	0	0	0	0	0	0	0	0	0	0	0	0	0	0
38	Yes Bank	0	46	7	710	52	0	6	17	6	23	0	51	24	716	75
39	Kotak Mahi.	0	0	21	348	21	0	181	33	652	214	0	181	54	1000	235
40	Bhartiya M.B.	0	0	0	20	0	0	0	0	3	0	0	0	0	23	0
41	BANDHAN	0	0	0	0	0	0	0	0	0	0	0	0	0	0	0
G	Total Private Bank	146	430	191	25913	767	5	417	63	3817	486	151	847	254	29730	1253
H	Total All Bank (F+G)	3903	3376	1114	614450	8393	374	1270	221	57047	1865	4276	4647	1335	671497	10258
	RIDF															
	Total (H+RIDF)	3903	3376	1114	614450	8393	374	1270	221	57047	1865	4276	4647	1335	671497	10258

Priority Sector Advances

(in Crores)

S. No.	Name of the Bank	INDUSTRIES (MICRO & SMALL)					SERVICES (MICRO & SMALL)				
		R	SU	U	Total		R	SU	U	Total	
					No.	Amt.				No.	Amt.
1	S.B.I.	374	315	583	7498	1273	312	367	218	51290	898
2	P.N.B.	219	445	470	3595	1134	203	341	262	12197	805
3	B.O.B.	16	145	121	1189	283	67	250	237	9294	554
A	Total Lead Banks	610	906	1175	12282	2690	581	958	717	72781	2257
4	O.B.C.	31	70	33	776	134	76	165	160	8958	400
5	U.B.I.	6	81	36	548	123	39	94	104	6270	237
6	Canara Bank	29	79	80	676	188	29	138	156	5493	323
7	C.B.I.	2	43	59	602	103	7	47	84	2311	138
8	P. & S.B.	5	13	2	218	19	49	54	58	4208	161
9	ALL. Bank	21	85	31	2822	136	26	137	48	3127	210
10	UCO Bank	1	3	5	110	9	17	44	47	1340	108
11	I.O.B.	11	7	11	299	29	91	20	53	1295	164
12	S.B.Patiala	1	63	15	242	78	4	88	47	1821	139
13	Bank of India	13	42	23	1016	78	22	49	14	2998	85
14	Syn. Bank	0	16	12	257	27	5	22	39	1498	66
15	Vijaya Bank	0	3	8	80	11	1	3	5	221	9
16	Corpn. Bank	0	3	27	111	31	11	48	45	2945	103
17	Andhra Bank	1	46	20	581	66	1	46	20	581	66
18	Indian Bank	0	2	1	85	3	0	12	8	487	21
19	United Bank	0	6	22	169	29	0	1	4	293	4
20	S.B.B. & J.	0	0	11	28	11	0	0	17	230	17
21	B.O.M.	0	5	8	283	13	0	2	11	334	13
22	Dena Bank	0	6	11	167	17	0	23	7	676	30
23	IDBI Bank	3	25	6	503	34	28	57	33	2777	118
24	S.B.Hyd.	0	57	14	208	71	0	20	8	222	28
B	Total Non-Lead Banks	123	653	434	9781	1209	404	1071	968	48085	2443
C	Total N. Banks (A + B)	732	1559	1608	22063	3900	986	2029	1685	120866	4699
25	U.GB.	99	35	6	8033	141	319	136	46	21200	502
26	U.P.G.B.	0	0	0	0	0	1	0	0	229	1
D	Total R.R.B.	99	35	6	8033	141	320	136	46	21429	503
27	Co-op. Bank	134	149	224	6103	507	257	202	290	9575	748
E	Total Cooperative	134	149	224	6103	507	257	202	290	9575	748
F	Total (C+D+E)	966	1743	1839	36199	4548	1563	2367	2021	151870	5950
28	Nainital Bank	5	101	4	600	110	60	235	26	5877	321
29	Axis Bank	0	0	59	88	59	0	0	161	514	161
30	ICICI bank	0	3	30	87	33	0	23	122	4474	145
31	HDFC Bank	0	24	37	284	62	4	105	104	36891	213
32	J & k Bank	0	0	0	0	0	0	0	0	0	0
33	Fedral Bank	0	0	0	0	0	0	0	0	0	0
34	IndusInd Bank	0	0	1	1	1	0	0	74	428	74
35	Karna. Bank	0	3	11	53	14	0	8	8	85	16
36	S.Indian Bank	0	0	0	0	0	28	0	0	100	28
37	St.Char. Bank	0	0	0	0	0	0	0	0	0	0
38	Yes Bank	0	0	44	6	44	0	15	20	160	36
39	Kotak Mahi.	0	9	1	17	9	0	20	21	166	41
40	Bhartiya M.B.	0	0	1	74	2	0	0	1	103	2
41	BANDHAN	0	0	0	0	0	0	0	0	0	0
G	Total Private Bank	5	141	187	1210	333	93	406	539	48798	1037
H	Total All Bank (F+G)	972	1884	2026	37409	4881	1656	2773	2559	200668	6987
	RIDF					0					0
	Total (H+RIDF)	972	1884	2026	37409	4881	1656	2773	2559	200668	6987

Priority Sector Advances

(in Crores)

		OTHERS (Housing Loan Rs. 20 lacs. Education Loan upto Rs. 10 Lacs with in india and upto Rs. 20 Lacs aborad)					Total \$ PSA				
S. No.	Name of the Bank	R	SU	U	Total		R	SU	U	Total	
					No.	Amt.				No.	Amt.
1	S.B.I.	321	863	687	30300	1871	1687	1941	1571	177522	5200
2	P.N.B.	159	170	223	14446	552	1656	1553	1055	144792	4264
3	B.O.B.	25	69	127	5639	220	445	1015	524	44230	1985
A	Total Lead Banks	505	1101	1037	50385	2643	3788	4510	3150	366544	11448
4	O.B.C.	66	115	95	5147	276	298	687	303	33508	1288
5	U.B.I.	20	70	108	3591	198	220	451	320	27418	991
6	Canara Bank	24	66	72	4018	163	123	354	315	17539	792
7	C.B.I.	9	31	64	5780	104	27	195	215	13875	437
8	P. & S.B.	32	39	36	1814	107	133	234	104	11698	470
9	ALL. Bank	10	95	80	2568	186	106	406	163	16233	674
10	UCO Bank	24	38	40	1283	102	65	112	109	7446	286
11	I.O.B.	23	46	41	1371	110	164	112	109	6466	385
12	S.B.Patiala	1	32	23	1172	56	6	297	85	7321	389
13	Bank of India	15	53	19	1365	87	77	232	59	13387	367
14	Syn. Bank	4	22	77	1527	103	11	67	128	3734	206
15	Vijaya Bank	2	14	74	467	90	4	23	92	966	119
16	Corp. Bank	4	20	24	707	49	27	139	103	6641	269
17	Andhra Bank	0	29	17	634	46	1	128	57	2040	186
18	Indian Bank	0	5	6	152	11	1	45	16	2062	61
19	United Bank	0	7	30	319	37	0	14	57	836	71
20	S.B.B. & J.	0	0	11	142	11	0	0	39	400	39
21	B.O.M.	0	3	19	304	22	0	10	38	926	48
22	Dena Bank	0	15	13	417	28	0	52	32	1560	84
23	IDBI Bank	4	12	11	453	27	51	172	59	9125	282
24	S.B.Hyd.	0	7	6	142	12	0	84	28	573	112
B	Total Non-Lead Banks	238	719	868	33373	1825	1313	3815	2430	183754	7557
C	Total N. Banks (A + B)	743	1821	1904	83758	4468	5101	8324	5579	550298	19005
25	U.GB.	190	96	64	8487	351	940	377	122	107445	1440
26	U.P.G.B.	0	0	0	1	0	5	0	0	789	5
D	Total R.R.B.	190	96	64	8488	351	946	377	122	108234	1445
27	Co-op. Bank	106	196	129	8522	431	1647	1320	1336	272072	4303
E	Total Cooperative	106	196	129	8522	431	1647	1320	1336	272072	4303
F	Total (C+D+E)	1039	2113	2098	100768	5250	7694	10022	7037	930604	24753
28	Nainital Bank	10	38	5	1957	52	173	712	36	19578	920
29	Axis Bank	0	0	1	8	1	0	0	320	1648	320
30	ICICI bank	0	17	206	1408	224	0	92	400	13535	492
31	HDFC Bank	9	140	182	5781	331	67	497	330	50514	895
32	J & k Bank	0	10	0	129	10	0	10	0	129	10
33	Fedral Bank	0	0	0	0	0	0	0	0	1	0
34	IndusInd Bank	0	0	0	0	0	0	0	101	1068	101
35	Karna. Bank	0	1	8	113	9	0	13	27	296	40
36	S.Indian Bank	0	0	0	0	0	28	0	0	100	28
37	St.Char. Bank	0	0	0	0	0	0	0	0	0	0
38	Yes Bank	0	5	14	9	19	0	71	102	891	173
39	Kotak Mahi.	0	2	0	4	2	0	211	76	1187	287
40	Bhartiya M.B.	0	0	1	12	1	1	0	4	212	5
41	BANDHAN	0	0	0	0	0	0	0	0	0	0
G	Total Private Bank	19	213	417	9421	649	268	1607	1397	89159	3272
H	Total All Bank (F+G)	1058	2326	2514	110189	5899	7962	11629	8434	1019763	28025
	RIDF										
	Total (H+RIDF)	1058	2326	2514	110189	5899	7962	11629	8434	1019763	28025

PSA + NON PSA = TOTAL ADVANCES (WITHIN STATE)

(in Crores)

S. No.	Name of the Bank	Total PSA					Total NON PSA					Total Within State				
		R	SU	U	Total		R	SU	U	Total		R	SU	U	Total	
		No.	No.	No.	No.	Amt.	No.	No.	No.	No.	Amt.	No.	No.	No.	No.	Amt.
1	S.B.I.	1687	1941	1571	177522	5200	1061	1242	599	100017	2902	2748	3184	2170	277539	8101
2	P.N.B.	1656	1553	1055	144792	4264	761	674	2481	17415	3916	2417	2227	3536	162207	8180
3	B.O.B.	445	1015	524	44230	1985	83	236	154	11331	472	528	1251	678	55561	2457
A	Total Lead Banks	3788	4510	3150	366544	11448	1904	2152	3234	128763	7290	5693	6662	6384	495307	18738
4	O.B.C.	298	687	303	33508	1288	109	121	189	7741	419	407	808	492	41249	1707
5	U.B.I.	220	451	320	27418	991	13	45	217	3066	275	233	496	537	30484	1266
6	Canara Bank	123	354	315	17539	792	29	93	211	5620	333	151	447	527	23159	1125
7	C.B.I.	27	195	215	13875	437	13	45	74	2088	131	40	240	289	15963	569
8	P. & S.B.	133	234	104	11698	470	40	9	44	3119	93	173	243	148	14817	563
9	ALL. Bank	106	406	163	16233	674	39	81	84	3562	204	145	487	246	19795	878
10	UCO Bank	65	112	109	7446	286	7	12	24	2702	43	72	124	133	10148	329
11	I.O.B.	164	112	109	6466	385	46	56	36	2897	139	210	168	146	9363	524
12	S.B.Patiala	6	297	85	7321	389	4	55	76	4201	134	10	352	162	11522	524
13	Bank of India	77	232	59	13387	367	7	73	85	15296	165	84	304	144	28683	532
14	Syn. Bank	11	67	128	3734	206	15	63	143	7740	221	25	130	271	11474	426
15	Vijaya Bank	4	23	92	966	119	0	0	1	4	1	4	23	93	970	120
16	Corpn. Bank	27	139	103	6641	269	18	30	55	2404	103	44	169	159	9045	372
17	Andhra Bank	1	128	57	2040	186	0	2	4	746	6	1	130	61	2786	192
18	Indian Bank	1	45	16	2062	61	1	16	10	667	27	2	61	26	2729	88
19	United Bank	0	14	57	836	71	0	0	12	2067	12	0	14	69	2903	83
20	S.B.B. & J.	0	0	39	400	39	0	0	27	605	27	0	0	66	1005	66
21	B.O.M.	0	10	38	926	48	0	0	0	0	0	0	10	38	926	48
22	Dena Bank	0	52	32	1560	84	0	0	211	1038	211	0	52	242	2598	294
23	IDBI Bank	51	172	59	9125	282	8	25	24	994	57	59	197	83	10119	339
24	S.B.Hyd.	0	84	28	573	112	0	60	38	906	97	0	143	66	1479	209
B	Total Non-Lead Banks	1313	3815	2430	183754	7557	348	784	1565	67463	2697	1660	4599	3995	251217	10254
C	Total N. Banks (A + B)	5101	8324	5580	550298	19005	2252	2936	4799	196226	9987	7353	11260	10379	746524	28992
25	U.GB.	940	377	122	107445	1440	319	126	64	19469	508	1259	503	186	126914	1947
26	U.P.G.B.	5	0	0	789	5	0	0	0	6	0	6	0	0	795	6
D	Total R.R.B.	946	377	122	108234	1445	319	126	64	19475	508	1264	503	186	127709	1953
27	Co-op. Bank	1647	1320	1336	272072	4303	0	0	0	0	0	1647	1320	1336	272072	4303
E	Total Cooperative	1647	1320	1336	272072	4303	0	0	0	0	0	1647	1320	1336	272072	4303
F	Total (C+D+E)	7694	10022	7037	930604	24753	2571	3061	4863	215701	10495	10264	13084	11900	1146305	35248
28	Nainital Bank	173	712	36	19578	920	118	226	44	7387	388	290	938	80	26965	1308
29	Axis Bank	0	0	320	1648	320	0	0	634	1057	634	0	0	954	2705	954
30	ICICI bank	0	92	400	13535	492	0	0	439	6307	439	0	92	838	19842	930
31	HDFC Bank	67	497	330	50514	895	11	316	542	69433	869	78	814	873	119947	1764
32	J & k Bank	0	10	0	129	10	0	10	0	181	10	0	20	0	310	20
33	Fedral Bank	0	0	0	1	0	0	0	34	0	34	0	0	34	1	34
34	IndusInd Bank	0	0	101	1068	101	0	0	59	3855	59	0	0	161	4923	161
35	Karna. Bank	0	13	27	296	40	0	0	52	899	52	0	13	79	1195	93
36	S.Indian Bank	28	0	0	100	28	0	0	0	0	0	28	0	0	100	28
37	St.Char. Bank	0	0	0	0	0	0	0	0	0	0	0	0	0	0	0
38	Yes Bank	0	71	102	891	173	0	6	158	41	164	0	78	260	932	337
39	Kotak Mahi.	0	211	76	1187	287	0	5	20	327	25	0	216	95	1514	312
40	Bhartiya M.B.	1	0	4	212	5	0	0	1	54	1	1	0	5	266	6
41	BANDHAN	0	0	0	0	0	0	0	0	0	0	0	0	0	0	0
G	Total Private Bank	268	1607	1397	89159	3272	128	564	1982	89541	2674	397	2170	3379	178700	5946
H	Total All Bank (F+G)	7962	11629	8434	1019763	28025	2699	3625	6845	305242	13169	10661	15254	15279	1325005	41194
	RIDF											0	0	0	1	4714
	Total (H+RIDF)	7962	11629	8434	1019763	28025	2699	3625	6845	305242	13169	10661	15254	15279	1325006	45908

Contd.

(in Crores)

S. No.	Name of the Bank	ADV. TO W/S					DIR ADV		ADV TO SC/ST		POPULATION-WISE CD RATIO			
		R	SU	U	Total		No.	Amt.	No.	Amt.	R	SU	U	Total
					No.	Amt.								
1	S.B.I.	1152	716	1323	21304	3191	1399	58.55	19960	370.92	33	56	72	52
2	P.N.B.	701	281	50	87029	1032	1086	1.64	14707	347.47	49	59	40	47
3	B.O.B.	327	343	19	27553	688	1239	1.37	3796	56.30	51	78	37	55
A	Total Lead Banks	2179	1340	1392	135886	4910	3724	61.55	38463	774.68	39	59	53	50
4	O.B.C.	116	310	38	22240	464	28	0.02	3126	85.09	34	59	48	47
5	U.B.I.	95	167	34	17711	296	375	0.87	384	6.55	35	66	40	46
6	Canara Bank	27	34	6	6199	67	1582	1.47	1523	52.70	43	57	55	54
7	C.B.I.	9	61	11	415	81	8	0.26	751	5.77	17	42	24	28
8	P. & S.B.	44	74	8	5290	126	0	0.00	255	4.77	32	72	38	45
9	ALL. Bank	51	69	18	10687	138	78	0.11	5039	168.39	48	77	27	49
10	UCO Bank	381	13	34	2390	428	27	0.06	2861	18.01	25	33	51	40
11	I.O.B.	5	3	1	406	9	167	0.29	358	3.45	93	64	48	59
12	S.B.Patiala	1	101	1	787	103	12	0.01	332	4.27	55	108	37	67
13	Bank of India	30	22	9	2283	61	0	0.00	990	17.50	88	57	79	68
14	Syn. Bank	1	1	5	218	7	0	0.00	2042	14.26	37	54	38	42
15	Vijaya Bank	0	0	1	101	2	4	0.28	116	2.73	28	23	74	49
16	Corp. Bank	11	60	9	3249	80	44	0.04	351	5.00	91	153	57	85
17	Andhra Bank	0	4	2	245	6	2	0.03	93	3.54	44	127	36	69
18	Indian Bank	0	8	0	542	9	10	0.01	444	7.92	15	37	16	25
19	United Bank	0	0	0	0	0	0	0.00	130	1.15	0	89	65	68
20	S.B.B. & J.	0	0	1	77	1	39	0.08	88	0.16	0	0	44	44
21	B.O.M.	0	10	5	87	15	8	0.91	107	2.22	0	57	36	40
22	Dena Bank	0	3	4	525	7	43	0.37	437	7.43	23	162	51	67
23	IDBI Bank	19	76	11	5650	106	53	0.28	613	11.26	42	115	10	44
24	S.B.Hyd.	0	0	0	20	0	16	1.05	28	1.65	0	379	133	240
B	Total Non-Lead Banks	789	1016	199	79122	2004	2496	6.15	20068	423.80	40	68	41	50
C	Total N. Banks (A + B)	2968	2356	1591	215008	6914	6220	67.71	58531	1198.48	39	62	48	50
25	U.GB.	355	100	1	16046	456	0	0.00	33894	272.16	50	59	74	53
26	U.P.G.B.	4	0	0	445	4	0	0.00	680	4.62	43	0	0	43
D	Total R.R.B.	359	100	1	16491	460	0	0.00	34574	276.78	49	59	74	53
27	Co-op. Bank	466	259	76	107934	801	0	0.00	26825	205.95	67	64	49	59
E	Total Cooperative	466	259	76	107934	801	0	0.00	26825	205.95	67	64	49	59
F	Total (C+D+E)	3793	2715	1667	339433	8175	6220	67.71	119930	1681.21	42	62	49	51
28	Nainital Bank	96	113	2	12692	211	2315	2.25	3204	30.89	43	76	30	62
29	Axis Bank	0	0	24	515	24	0	0.00	562	53.44	306	30	59	74
30	ICICI bank	0	26	33	4028	60	0	0.00	780	6.89	0	0	99	39
31	HDFC Bank	34	167	31	39929	233	0	0.00	206	10.21	224	123	75	95
32	J & k Bank	0	0	0	0	0	10	0.01	0	0.00	0	15	0	15
33	Fedral Bank	0	0	0	0	0	0	0.00	0	0.00	0	0	51	51
34	IndusInd Bank	0	0	17	4923	17	0	0.00	161	0.61	0	0	156	156
35	Karna. Bank	0	0	80	46	80	0	0.00	3	0.23	0	109	41	48
36	S.Indian Bank	0	0	0	0	0	0	0.00	0	0.00	0	0	23	23
37	St.Char. Bank	0	0	0	0	0	0	0.00	0	0.00	0	0	0	0
38	Yes Bank	0	5	9	791	14	0	0.00	0	0.00	0	45	53	51
39	Kotak Mahi.	0	154	221	955	374	0	0.00	65	1.89	0	217	65	126
40	Bhartiya M.B.	0	0	0	12	0	0	0.00	6	0.03	26	0	38	36
41	BANDHAN	0	0	0	0	0	0	0.00	0	0.00	0	0	0	0
G	Total Private Bank	130	466	418	63891	1014	2325	2.26	4987	104.18	128	51	69	65
H	Total All Bank (F+G)	3924	3180	2085	403324	9189	8545	69.97	124917	1785.38	45	61	51	52
	RIDF					0					0	0	0	0
	Total (H+RIDF)	3924	3180	2085	403324	9189	8545	69.97	124917	1785.38	63	61	51	57

**ANNUAL CREDIT PLAN
SECTOR WISE ACHIEVEMENTS OF ALL BANKS
PRIORITY SECTOR ADVANCE**

FROM 01.04.2016 TO 30.09.2016

(in Lacs)

S. No.	Name of the Bank	CROP LOAN					TERM LOAN					FARM SECTOR				
		Targets		Achievements		%age	Targets		Achievements		%age	Targets		Achievements		%age
		No.	Amt.	No.	Amt.		No.	Amt.	No.	Amt.		No.	Amt.	No.	Amt.	
1	State Bank of India	0	117889	32962	40896	35	0	47516	13560	12457	26	0	165405	46522	53353	32
2	Punjab National Bank	0	72471	8025	19133	26	0	31929	3162	8852	28	0	104400	11187	27985	27
3	Bank of Baroda	0	48622	6504	17413	36	0	28945	898	2321	8	0	77567	7402	19734	25
A	Total Lead Banks	0	238982	47491	77441	32	0	108390	17620	23631	22	0	347372	65111	101072	29
4	Oriental Bank of Comm.	0	25611	4264	17708	69	0	12866	134	435	3	0	38477	4398	18143	47
5	Union Bank of India	0	13210	700	1175	9	0	9195	228	200	2	0	22405	928	1375	6
6	Canara Bank	0	6744	2713	3431	51	0	5472	836	2877	53	0	12216	3549	6309	52
7	Central Bank of India	0	4493	349	460	10	0	2938	274	4451	152	0	7431	623	4911	66
8	Punjab & Sind Bank	0	6969	1215	4295	62	0	3736	168	581	16	0	10705	1383	4876	46
9	Allahabad Bank	0	10391	718	1425	14	0	6203	87	165	3	0	16594	805	1589	10
10	UCO Bank	0	8249	2046	2738	33	0	5419	2424	3902	72	0	13668	4470	6640	49
11	Indian Overseas Bank	0	11727	695	1049	9	0	2702	144	418	15	0	14429	839	1467	10
12	State Bank of Patiala	0	7125	156	553	8	0	4086	0	0	0	0	11211	156	553	5
13	Bank of India	0	3484	1192	1662	48	0	3019	151	353	12	0	6503	1343	2015	31
14	Syndicate Bank	0	2036	264	1021	50	0	1145	23	41	4	0	3181	287	1062	33
15	Vijaya Bank	0	401	234	277	69	0	417	176	295	71	0	818	410	572	70
16	Corporation Bank	0	3057	197	439	14	0	2062	50	112	5	0	5119	247	551	11
17	Andhra bank	0	861	24	73	8	0	732	11	16	2	0	1593	35	89	6
18	Indian Bank	0	1394	0	0	0	0	628	0	0	0	0	2022	0	0	0
19	United Bank of India	0	608	20	87	14	0	421	26	51	12	0	1029	46	138	13
20	State Bank of B & J	0	105	0	0	0	0	40	0	0	0	0	145	0	0	0
21	Bank of Maharashtra	0	526	7	34	6	0	546	8	74	14	0	1072	15	108	10
22	Dena Bank	0	1156	257	544	47	0	865	34	50	6	0	2021	291	594	29
23	IDBI Bank	0	2295	1053	1088	47	0	1532	192	247	16	0	3827	1245	1335	35
24	State Bank of Hyderabad	0	610	0	0	0	0	352	0	0	0	0	962	0	0	0
B	Total Non-Lead Banks	0	111052	16104	38059	34	0	64376	4966	14268	22	0	175428	21070	52327	30
C	Total N. Banks (A + B)	0	350034	63595	115500	33	0	172766	22586	37899	22	0	522800	86181	153399	29
25	Uttarakhand G.B	0	43628	20415	12391	28	0	24561	884	764	3	0	68189	21299	13155	19
26	U.P. Gramin Bank	0	795	359	439	55	0	88	13	24	28	0	883	372	464	53
D	Total R.R.B.	0	44423	20774	12831	29	0	24649	897	788	3	0	69072	21671	13619	20
27	Co-operative Bank	0	137009	121274	68812	50	0	53378	3762	17121	32	0	190387	125036	85933	45
E	Total Cooperative	0	137009	121274	68812	50	0	53378	3762	17121	32	0	190387	125036	85933	45
F	Total (C+D+E)	0	531466	205643	197143	37	0	250793	27245	55808	22	0	782259	232888	252951	32
28	Nainital Bank	0	18945	2091	5328	28	0	12128	215	3437	28	0	31073	2306	8764	28
29	Axis Bank	0	12137	101	1011	8	0	7251	82	145	2	0	19388	183	1156	6
30	ICICI bank	0	3007	48	28	1	0	1876	778	1133	60	0	4883	826	1161	24
31	HDFC Bank	0	6367	916	7018	110	0	6472	1224	5908	91	0	12839	2140	12927	101
32	The J & K Bank	0	25	0	0	0	0	38	3	21	56	0	63	3	21	34
33	Fedral Bank Ltd	0	28	0	0	0	0	42	0	0	0	0	70	0	0	0
34	IndusInd Bank	0	171	0	0	0	0	180	0	0	0	0	351	0	0	0
35	The Karnataka bank	0	231	0	0	0	0	166	0	0	0	0	397	0	0	0
36	The South Indian Bank Ltd	0	28	0	0	0	0	41	2	31	76	0	69	2	31	45
37	Standard Chartered Bank	0	0	0	0	0	0	0	0	0	0	0	0	0	0	0
38	Yes Bank	0	636	10	711	112	0	415	81	356	86	0	1051	91	1067	102
39	Kotak Mahinda	0	1869	8	119	6	0	1311	233	494	38	0	3180	241	613	19
40	Bhartiya Mahila Bank	0	134	0	0	0	0	66	0	0	0	0	200	0	0	0
41	BANDHAN BANK	0	250	0	0	0	0	230	0	0	0	0	480	0	0	0
G	Total Private Bank	0	43828	3174	14215	32	0	30216	2618	11527	38	0	74044	5792	25742	35
H	Total All Bank (F+G)	0	575294	208817	211358	37	0	281009	29863	67335	24	0	856303	238680	278693	33

**ANNUAL CREDIT PLAN
SECTOR WISE ACHIEVEMENTS OF ALL BANKS
PRIORITY SECTOR ADVANCE**

(in Lacs)

S. No.	Name of the Bank	NON FARM SECTOR					OTHER PRIORITY SECTOR					TOTAL PSA				
		Targets		Achievements		%age	Targets		Achievements		%age	Targets		Achievements		%age
		No.	Amt.	No.	Amt.		No.	Amt.	No.	Amt.		No.	Amt.	No.	Amt.	
1	State Bank of India	0	94851	5991	54454	57	0	75883	33727	38209	50	0	336139	86240	146016	43
2	Punjab National Bank	0	67134	6002	50917	76	0	36698	2502	10030	27	0	208232	19691	88932	43
3	Bank of Baroda	0	48522	603	7194	15	0	17138	167	687	4	0	143227	8172	27615	19
A	Total Lead Banks	0	210507	12596	112564	53	0	129719	36396	48926	38	0	687598	114103	262563	38
4	Oriental Bank of Comm.	0	21734	759	5834	27	0	15980	324	4481	28	0	76191	5481	28458	37
5	Union Bank of India	0	25673	662	1473	6	0	16537	15	21	0	0	64615	1605	2869	4
6	Canara Bank	0	42317	1405	21997	52	0	11089	1654	6916	62	0	65622	6608	35222	54
7	Central Bank of India	0	19503	482	9049	46	0	8280	277	3433	41	0	35214	1382	17393	49
8	Punjab & Sind Bank	0	8758	589	3820	44	0	7054	229	2253	32	0	26517	2201	10949	41
9	Allahabad Bank	0	11675	340	1264	11	0	9143	375	2010	22	0	37412	1520	4863	13
10	UCO Bank	0	6840	1450	11775	172	0	4922	2432	10218	208	0	25430	8352	28633	113
11	Indian Overseas Bank	0	8358	142	474	6	0	9559	731	2964	31	0	32346	1712	4904	15
12	State Bank of Patiala	0	8850	112	909	10	0	5464	84	751	14	0	25525	352	2213	9
13	Bank of India	0	5412	2290	6640	123	0	6082	406	1590	26	0	17997	4039	10245	57
14	Syndicate Bank	0	2813	0	0	0	0	6373	609	3476	55	0	12367	896	4539	37
15	Vijaya Bank	0	2586	199	1572	61	0	1639	266	665	41	0	5043	875	2809	56
16	Corporation Bank	0	2561	77	655	26	0	2091	49	300	14	0	9771	373	1507	15
17	Andhra bank	0	2119	0	0	0	0	2008	214	2407	120	0	5720	249	2496	44
18	Indian Bank	0	2230	30	45	2	0	2198	26	28	1	0	6450	56	73	1
19	United Bank of India	0	2642	0	0	0	0	1226	260	1893	154	0	4897	306	2031	41
20	State Bank of B & J	0	800	0	0	0	0	972	210	595	61	0	1917	210	595	31
21	Bank of Maharashtra	0	994	9	75	8	0	1232	70	923	75	0	3298	94	1106	34
22	Dena Bank	0	1493	116	361	24	0	1209	55	78	6	0	4723	462	1033	22
23	IDBI Bank	0	2477	840	3365	136	0	2711	211	794	29	0	9015	2296	5494	61
24	State Bank of Hyderabad	0	1526	0	0	0	0	338	0	0	0	0	2826	0	0	0
B	Total Non-Lead Banks	0	181361	9502	69307	38	0	116107	8497	45797	39	0	472896	39069	167431	35
C	Total N. Banks (A + B)	0	391868	22098	181872	46	0	245826	44893	94723	39	0	1160494	153172	429993	37
25	Uttarakhand G.B	0	15704	1702	5913	38	0	27132	923	3645	13	0	111025	23924	22713	20
26	U.P. Gramin Bank	0	10	105	53	530	0	90	0	0	0	0	983	477	517	53
D	Total R.R.B.	0	15714	1807	5966	38	0	27222	923	3645	13	0	112008	24401	23230	21
27	Co-operative Bank	0	5958	2461	16462	276	0	43359	17779	48883	113	0	239704	145276	151278	63
E	Total Cooperative	0	5958	2461	16462	276	0	43359	17779	48883	113	0	239704	145276	151278	63
F	Total (C+D+E)	0	413540	26366	204299	49	0	316407	63595	147251	47	0	1512206	322849	604501	40
28	Nainital Bank	0	16235	602	5951	37	0	9625	642	8993	93	0	56933	3550	23708	42
29	Axis Bank	0	5179	111	4789	92	0	3415	22	52	2	0	27982	316	5998	21
30	ICICI bank	0	3579	217	8645	242	0	3567	0	0	0	0	12029	1043	9806	82
31	HDFC Bank	0	3808	9458	8070	212	0	2271	635	491	22	0	18918	12233	21488	114
32	The J & K Bank	0	131	0	0	0	0	63	0	0	0	0	257	3	21	8
33	Fedral Bank Ltd	0	112	0	0	0	0	56	1	60	107	0	238	1	60	25
34	IndusInd Bank	0	228	432	12	5	0	94	0	0	0	0	673	432	12	2
35	The Karnataka bank	0	509	0	0	0	0	720	0	0	0	0	1626	0	0	0
36	The South Indian Bank Ltd	0	64	0	0	0	0	31	0	0	0	0	164	2	31	19
37	Standard Chartered Bank	0	51	0	0	0	0	22	0	0	0	0	73	0	0	0
38	Yes Bank	0	481	28	258	54	0	239	0	0	0	0	1771	119	1325	75
39	Kotak Mahinda	0	640	104	545	85	0	314	0	0	0	0	4134	345	1158	28
40	Bhartiya Mahila Bank	0	163	0	0	0	0	149	0	0	0	0	512	0	0	0
41	BANDHAN BANK	0	360	0	0	0	0	131	0	0	0	0	971	0	0	0
G	Total Private Bank	0	31540	10952	28270	90	0	20697	1300	9596	46	0	126281	18044	63608	50
H	Total All Bank (F+G)	0	445080	37318	232569	52	0	337104	64895	156847	47	0	1638487	340893	668110	41

ANNUAL CREDIT PLAN
SECTOR WISE ACHIEVEMENTS OF ALL BANKS
NON PRIORITY SECTOR ADVANCE
FROM 01.04.2016 TO 30.09.2016

(in Lacs)

S. No.	Name of the Bank	Industries		Services		Personal		Total Non-PSA	
		No.	Amt.	No.	Amt.	No.	Amt.	No.	Amt.
1	State Bank of India	733	31487.32	622	15209.14	15976	84928.47	17331	131624.93
2	Punjab National Bank	106	4977.71	158	6303.37	2153	28408.65	2417	39689.73
3	Bank of Baroda	32	1591.00	165	570.00	633	3484.13	830	5645.13
A	Total Lead Banks	871	38056.03	945	22082.51	18762	116821.25	20578	176959.79
4	Oriental Bank of Comm.	1	36.00	0	0.00	1189	5172.39	1190	5208.39
5	Union Bank of India	5	31.70	5	29.00	182	356.16	192	416.86
6	Canara Bank	64	171.52	102	198.82	1647	5559.31	1813	5929.65
7	Central Bank of India	0	0.00	0	0.00	817	4922.16	817	4922.16
8	Punjab & Sind Bank	0	0.00	0	0.00	509	1720.17	509	1720.17
9	Allahabad Bank	56	96.20	142	469.80	268	1116.99	466	1682.99
10	UCO Bank	0	0.00	0	0.00	2702	4305.25	2702	4305.25
11	Indian Overseas Bank	366	2138.29	250	6083.40	1166	911.11	1782	9132.80
12	State Bank of Patiala	3	72.00	11	57.18	427	1632.07	441	1761.25
13	Bank of India	40	1995.00	511	2252.50	172	1954.50	723	6202.00
14	Syndicate Bank	0	0.00	409	164.33	534	240.93	943	405.26
15	Vijaya Bank	84	970.30	206	754.02	822	4245.80	1112	5970.12
16	Corporation Bank	0	0.00	0	0.00	402	1374.59	402	1374.59
17	Andhra bank	0	0.00	0	0.00	290	1492.29	290	1492.29
18	Indian Bank	241	1212.07	59	199.58	339	1157.99	639	2569.64
19	United Bank of India	17	2.76	0	0.00	0	0.00	17	2.76
20	State Bank of B & J	5	80.00	7	55.00	69	171.07	81	306.07
21	Bank of Maharashtra	6	629.00	24	398.36	11	70.45	41	1097.81
22	Dena Bank	121	404.00	149	501.00	238	633.00	508	1538.00
23	IDBI Bank	24	64.32	51	112.80	371	3273.33	446	3450.45
24	State Bank of Hyderabad	0	0.00	0	0.00	0	0.00	0	0.00
B	Total Non-Lead Banks	1033	7903.16	1926	11275.79	12155	40309.56	15114	59488.51
C	Total N. Banks (A + B)	1904	45959.19	2871	33358.30	30917	157130.81	35692	236448.30
25	Uttarakhand G.B	0	0.00	3566	11677.92	0	0.00	3566	11677.92
26	U.P. Gramin Bank	0	0.00	0	0.00	3	4.30	3	4.30
D	Total R.R.B.	0	0.00	3566	11677.92	3	4.30	3569	11682.22
27	Co-operative Bank	476	1110.21	707	1334.16	455	1035.42	1638	3479.79
E	Total Cooperative	476	1110.21	707	1334.16	455	1035.42	1638	3479.79
F	Total (C+D+E)	2380	47069.40	7144	46370.38	31375	158170.53	40899	251610.31
28	Nainital Bank	34	394.08	18	240.76	832	2785.22	884	3420.06
29	Axis Bank	3	26.40	437	2634.46	420	3806.12	860	6466.98
30	ICICI bank	14	185.94	5416	15178.93	0	0.00	5430	15364.87
31	HDFC Bank	1	2.31	6108	23188.40	2157	4732.41	8266	27923.12
32	The J & K Bank	0	0.00	0	0.00	3	15.56	3	15.56
33	Fedral Bank Ltd	1	2800.00	0	0.00	0	0.00	1	2800.00
34	IndusInd Bank	0	0.00	432	11.68	0	0.00	432	11.68
35	The Karnataka bank	0	0.00	159	579.64	1	0.01	160	579.65
36	The South Indian Bank Ltd	0	0.00	0	0.00	0	0.00	0	0.00
37	Standard Chartered Bank	0	0.00	0	0.00	0	0.00	0	0.00
38	Yes Bank	0	0.00	0	0.00	5	18745.00	5	18745.00
39	Kotak Mahinda	0	0.00	0	0.00	379	5123.67	379	5123.67
40	Bhartiya Mahila Bank	4	20.50	7	4.00	52	142.40	63	166.90
41	BANDHAN BANK	0	0.00	0	0.00	0	0.00	0	0.00
G	Total Private Bank	57	3429.23	12577	41837.87	3849	35350.39	16483	80617.49
H	Total All Bank (F+G)	2437	50498.63	19721	88208.25	35224	193520.92	57382	332227.80

KISAN CREDIT CARD SCHEME
POSITION AS ON : 30 SEPTEMBER 2016
FROM 01.04.2016 TO 30.09.2016

(in Lacs)

S. No.	Name of the Bank	Yearly Target	Card Issued	Limit Sanctioned	ATM Enabled KCC issued	% Ach. of Target	Cumulative Position Since inception	
		No.	No.	Amount	No.		No.	Amount
1	State Bank of India	9775	32962	40895.62	25622	337	288283	203819.23
2	Punjab National Bank	7165	8025	19132.85	5751	112	91457	107442.36
3	Bank of Baroda	4720	6504	17412.58	1271	138	26218	66333.78
A	Total Lead Banks	21660	47491	77441.05	32644	219	405958	377595.37
4	Oriental Bank of Comm.	2433	4264	17707.57	712	175	17269	46603.19
5	Union Bank of India	1887	700	1174.96	611	37	12436	24792.76
6	Canara Bank	1293	2713	3431.19	1441	210	3489	5458.03
7	Central Bank of India	1257	349	459.88	349	28	2065	1990.63
8	Punjab & Sind Bank	1043	1215	4295.00	476	116	4799	13352.11
9	Allahabad Bank	1275	718	1424.53	159	56	4712	9256.01
10	UCO Bank	902	2046	2737.60	1700	227	1798	2699.97
11	Indian Overseas Bank	1558	695	1049.34	595	45	5490	5545.20
12	State Bank of Patiala	1153	156	553.00	416	14	6626	14478.39
13	Bank of India	842	1192	1662.33	713	142	4491	7826.00
14	Syndicate Bank	431	264	1021.15	24	61	156	190.33
15	Vijaya Bank	6	234	277.00	0	3900	6	16.00
16	Corporation Bank	125	197	439.28	35	158	2489	7184.00
17	Andhra bank	150	24	72.78	161	16	226	565.13
18	Indian Bank	550	0	0.00	171	0	6054	9207.96
19	United Bank of India	125	20	87.16	11	16	42	152.56
20	State Bank of B & J	0	0	0.00	0	0	0	0.00
21	Bank of Maharashtra	125	7	34.00	1	6	6	27.00
22	Dena Bank	200	257	543.57	177	129	233	586.00
23	IDBI Bank	65	1053	1088.44	3	1620	3237	6983.49
24	State Bank of Hyderabad	0	0	0.00	0	0	0	0.00
B	Total Non-Lead Banks	15420	16104	38058.78	7755	104	75624	156914.76
C	Total N. Banks (A + B)	37080	63595	115499.83	40399	172	481582	534510.13
25	Uttarakhand G.B	6950	20415	12391.32	29696	294	148302	92268.00
26	U.P. Gramin Bank	100	359	439.43	0	359	905	969.00
D	Total R.R.B.	7050	20774	12830.75	29696	295	149207	93237.00
27	Co-operative Bank	52500	121274	68812.29	0	231	421643	161961.80
E	Total Cooperative	52500	121274	68812.29	0	231	421643	161961.80
F	Total (C+D+E)	96630	205643	197142.87	70095	213	1052432	789708.93
28	Nainital Bank	2105	2091	5327.69	0	99	7823	16930.35
29	Axis Bank	475	101	1010.96	0	21	2459	5759.56
30	ICICI bank	415	48	28.23	0	12	1601	1933.09
31	HDFC Bank	300	916	7018.35	477	305	14136	63620.58
32	The J & K Bank	0	0	0.00	0	0	0	0.00
33	Fedral Bank Ltd	0	0	0.00	0	0	0	0.00
34	IndusInd Bank	0	0	0.00	0	0	0	0.00
35	The Karnataka bank	0	0	0.00	0	0	0	0.00
36	The South Indian Bank Ltd	0	0	0.00	0	0	0	0.00
37	Standard Chartered Bank	0	0	0.00	0	0	0	0.00
38	Yes Bank	25	10	711.00	0	40	934	1161.57
39	Kotak Mahinda	25	8	119.05	0	32	0	0.00
40	Bhartiya Mahila Bank	25	0	0.00	0	0	0	0.00
41	BANDHAN BANK	0	0	0.00	0	0	0	0.00
G	Total Private Bank	3370	3174	14215.28	477	94	26953	89405.15
H	Total All Bank (F+G)	100000	208817	211358.15	70572	209	1079385	879114.08

CREDIT FLOW TO AGRICULTURE SECTOR :
PROGRESS MADE UPTO THE MONTH OF 30 SEPTEMBER 2016
FROM 01.04.2016 TO 30.09.2016

(in Lacs)

S. No.	Name of the Bank	Nos. of Semi-Urban & Rural Brs.	Disbursement/Loans issued (1)					
			Crop Loan		Term Loan		Total Loan	
			No.	Amt.	No.	Amt.	No.	Amt.
1	State Bank of India	337	32962	40895.62	13560	12457.40	46522	53353.02
2	Punjab National Bank	196	8025	19132.85	3162	8852.37	11187	27985.22
3	Bank of Baroda	96	6504	17412.58	898	2321.30	7402	19733.88
A	Total Lead Banks	629	47491	77441.05	17620	23631.07	65111	101072.12
4	Oriental Bank of Comm.	57	4264	17707.57	134	435.40	4398	18142.97
5	Union Bank of India	60	700	1174.96	228	199.91	928	1374.87
6	Canara Bank	60	2713	3431.19	836	2877.35	3549	6308.54
7	Central Bank of India	25	349	459.88	274	4451.22	623	4911.10
8	Punjab & Sind Bank	35	1215	4295.00	168	580.70	1383	4875.70
9	Allahabad Bank	31	718	1424.53	87	164.66	805	1589.19
10	UCO Bank	43	2046	2737.60	2424	3902.00	4470	6639.60
11	Indian Overseas Bank	38	695	1049.34	144	417.69	839	1467.03
12	State Bank of Patiala	18	156	553.00	0	0.00	156	553.00
13	Bank of India	29	1192	1662.33	151	352.73	1343	2015.06
14	Syndicate Bank	34	264	1021.15	23	40.96	287	1062.11
15	Vijaya Bank	7	234	277.00	176	295.00	410	572.00
16	Corporation Bank	19	197	439.28	50	112.18	247	551.46
17	Andhra bank	8	24	72.78	11	16.35	35	89.13
18	Indian Bank	8	0	0.00	0	0.00	0	0.00
19	United Bank of India	3	20	87.16	26	51.00	46	138.16
20	State Bank of B & J	0	0	0.00	0	0.00	0	0.00
21	Bank of Maharashtra	2	7	34.00	8	74.00	15	108.00
22	Dena Bank	11	257	543.57	34	50.00	291	593.57
23	IDBI Bank	26	1053	1088.44	192	246.65	1245	1335.09
24	State Bank of Hyderabad	2	0	0.00	0	0.00	0	0.00
B	Total Non-Lead Banks	516	16104	38058.78	4966	14267.80	21070	52326.58
C	Total N. Banks (A + B)	1145	63595	115499.83	22586	37898.87	86181	153398.70
25	Uttarakhand G.B	272	20415	12391.32	884	764.03	21299	13155.35
26	U.P. Gramin Bank	1	359	439.43	13	24.30	372	463.73
D	Total R.R.B.	273	20774	12830.75	897	788.33	21671	13619.08
27	Co-operative Bank	221	121274	68812.29	3762	17120.89	125036	85933.18
E	Total Cooperative	221	121274	68812.29	3762	17120.89	125036	85933.18
F	Total (C+D+E)	1639	205643	197142.87	27245	55808.09	232888	252950.96
28	Nainital Bank	63	2091	5327.69	215	3436.63	2306	8764.32
29	Axis Bank	20	101	1010.96	82	145.38	183	1156.34
30	ICICI bank	19	48	28.23	778	1133.11	826	1161.34
31	HDFC Bank	21	916	7018.35	1224	5908.41	2140	12926.76
32	The J & K Bank	0	0	0.00	3	21.40	3	21.40
33	Fedral Bank Ltd	0	0	0.00	0	0.00	0	0.00
34	IndusInd Bank	0	0	0.00	0	0.00	0	0.00
35	The Karnataka bank	2	0	0.00	0	0.00	0	0.00
36	The South Indian Bank Ltd	0	0	0.00	2	31.00	2	31.00
37	Standard Chartered Bank	0	0	0.00	0	0.00	0	0.00
38	Yes Bank	6	10	711.00	81	356.41	91	1067.41
39	Kotak Mahinda	5	8	119.05	233	494.24	241	613.29
40	Bhartiya Mahila Bank	2	0	0.00	0	0.00	0	0.00
41	BANDHAN BANK	0	0	0.00	0	0.00	0	0.00
G	Total Private Bank	138	3174	14215.28	2618	11526.58	5792	25741.86
H	Total All Bank (F+G)	1777	208817	211358.15	29863	67334.67	238680	278692.81

PRIME MINISTER EMPLOYMENT GENERATION PROGRAMME
TOTAL (DIC + KVIC + KVIB)
FROM 01.04.2016 TO 30.09.2016

(in Lacs)

S. No.	Name of the Bank	Yearly Target	Received		Sanctioned		Loan Sanctioned to SC/ST beneficiaries	
			No.	Amt.	No.	Amt.	No.	Amt.
1	State Bank of India	241	291	1016.16	255	796.02	30	53.95
2	Punjab National Bank	116	63	295.39	48	215.14	2	13.05
3	Bank of Baroda	56	17	86.00	11	70.50	1	2.00
A	Total Lead Banks	413	371	1397.55	314	1081.66	33	69.00
4	Oriental Bank of Comm.	27	12	88.25	0	0.00	0	0.00
5	Union Bank of India	47	10	17.00	10	17.00	2	1.50
6	Canara Bank	33	2	6.00	2	6.00	0	0.00
7	Central Bank of India	19	10	31.00	7	29.00	1	5.00
8	Punjab & Sind Bank	16	6	20.80	5	18.80	2	2.30
9	Allahabad Bank	20	22	57.78	12	38.28	0	0.00
10	UCO Bank	27	36	53.57	36	53.57	0	0.00
11	Indian Overseas Bank	20	19	133.40	10	40.10	3	5.75
12	State Bank of Patiala	10	16	46.00	16	43.32	4	9.46
13	Bank of India	16	65	156.33	44	96.22	17	23.00
14	Syndicate Bank	16	0	0.00	0	0.00	0	0.00
15	Vijaya Bank	3	9	30.95	2	5.00	83	93.95
16	Corporation Bank	7	7	23.11	7	23.11	0	0.00
17	Andhra bank	3	1	0.50	1	0.45	0	0.00
18	Indian Bank	3	3	19.00	1	5.00	0	0.00
19	United Bank of India	3	14	52.00	8	42.00	0	0.00
20	State Bank of B & J	0	0	0.00	0	0.00	0	0.00
21	Bank of Maharashtra	3	10	47.00	9	46.50	8	6.00
22	Dena Bank	3	9	50.50	9	50.50	4	21.50
23	IDBI Bank	0	1	0.30	1	0.30	0	0.00
24	State Bank of Hyderabad	0	1	20.00	1	20.00	0	0.00
B	Total Non-Lead Banks	276	253	853.49	181	535.15	124	168.46
C	Total N. Banks (A + B)	689	624	2251.04	495	1616.81	157	237.46
25	Uttarakhand G.B	180	36	94.01	31	85.59	6	10.92
26	U.P. Gramin Bank	0	0	0.00	0	0.00	0	0.00
D	Total R.R.B.	180	36	94.01	31	85.59	6	10.92
27	Co-operative Bank	161	50	990.63	50	990.63	1	0.28
E	Total Cooperative	161	50	990.63	50	990.63	1	0.28
F	Total (C+D+E)	1030	710	3335.68	576	2693.03	164	248.66
28	Nainital Bank	40	0	0.00	0	0.00	0	0.00
29	Axis Bank	0	0	0.00	0	0.00	0	0.00
30	ICICI bank	0	0	0.00	0	0.00	0	0.00
31	HDFC Bank	0	0	0.00	0	0.00	0	0.00
32	The J & K Bank	0	0	0.00	0	0.00	0	0.00
33	Fedral Bank Ltd	0	0	0.00	0	0.00	0	0.00
34	IndusInd Bank	0	0	0.00	0	0.00	0	0.00
35	The Karnataka bank	0	0	0.00	0	0.00	0	0.00
36	The South Indian Bank Ltd	0	0	0.00	0	0.00	0	0.00
37	Standard Chartered Bank	0	0	0.00	0	0.00	0	0.00
38	Yes Bank	0	0	0.00	0	0.00	0	0.00
39	Kotak Mahinda	0	0	0.00	0	0.00	0	0.00
40	Bhartiya Mahila Bank	0	0	0.00	0	0.00	0	0.00
41	BANDHAN BANK	0	0	0.00	0	0.00	0	0.00
G	Total Private Bank	40	0	0.00	0	0.00	0	0.00
H	Total All Bank (F+G)	1070	710	3335.68	576	2693.03	164	248.66

Contd.

(in Lacs)

S. No.	Name of the Bank	Loan Sanctioned to OBC beneficiaries		Loan Sanctioned to Women beneficiaries		Loan Disbursed		Returned	Pending		Outstanding as on 30.09.2016	
		No.	Amt.	No.	Amt.	No.	Amt.		No.	<1M	>1M	No.
								No.		No.		
1	State Bank of India	2	2.40	11	21.84	232	704.55	36	12	12	3486	8263.75
2	Punjab National Bank	0	0.00	2	5.00	45	173.63	15	0	0	253	997.88
3	Bank of Baroda	0	0.00	2	10.00	4	12.00	6	0	0	267	488.78
A	Total Lead Banks	2	2.40	15	36.84	281	890.18	57	12	12	4006	9750.41
4	Oriental Bank of Comm.	0	0.00	0	0.00	0	0.00	12	12	0	425	868.67
5	Union Bank of India	1	2.00	1	2.00	9	14.20	0	0	0	266	469.13
6	Canara Bank	0	0.00	0	0.00	2	6.00	0	0	0	177	483.98
7	Central Bank of India	0	0.00	3	14.00	3	15.00	3	0	0	128	344.70
8	Punjab & Sind Bank	0	0.00	1	4.50	5	14.80	1	1	0	98	238.73
9	Allahabad Bank	0	0.00	0	0.00	15	119.08	10	0	0	264	484.62
10	UCO Bank	0	0.00	0	0.00	36	51.65	0	0	0	156	222.72
11	Indian Overseas Bank	1	0.95	5	31.90	7	34.35	9	0	0	135	423.81
12	State Bank of Patiala	7	25.10	5	8.76	16	43.32	0	0	0	16	42.63
13	Bank of India	7	12.00	12	29.35	42	116.15	21	0	0	77	235.98
14	Syndicate Bank	0	0.00	0	0.00	0	0.00	0	0	0	187	483.78
15	Vijaya Bank	0	0.00	347	54.13	0	0.00	7	0	0	233	770.63
16	Corporation Bank	0	0.00	0	0.00	5	18.41	0	0	0	38	54.12
17	Andhra bank	0	0.00	0	0.00	0	0.00	0	0	0	29	97.38
18	Indian Bank	1	5.00	0	0.00	1	5.00	2	0	0	16	70.89
19	United Bank of India	0	0.00	0	0.00	0	0.00	6	0	0	0	0.00
20	State Bank of B & J	0	0.00	0	0.00	0	0.00	0	0	0	0	0.00
21	Bank of Maharashtra	0	0.00	4	36.50	9	46.50	1	0	0	15	51.00
22	Dena Bank	3	9.00	3	30.00	9	50.50	0	0	0	32	68.54
23	IDBI Bank	0	0.00	0	0.00	2	3.40	0	0	0	23	71.47
24	State Bank of Hyderabad	0	0.00	0	0.00	1	20.00	0	0	0	0	0.00
B	Total Non-Lead Banks	20	54.05	381	211.14	162	558.36	72	13	0	2315	5482.78
C	Total N. Banks (A + B)	22	56.45	396	247.98	443	1448.54	129	25	12	6321	15233.19
25	Uttarakhand G.B	5	7.61	8	9.43	33	52.04	5	0	0	1140	2567.81
26	U.P. Gramin Bank	0	0.00	0	0.00	0	0.00	0	0	0	0	0.00
D	Total R.R.B.	5	7.61	8	9.43	33	52.04	5	0	0	1140	2567.81
27	Co-operative Bank	4	18.81	0	0.00	0	0.00	0	0	0	4	8.82
E	Total Cooperative	4	18.81	0	0.00	0	0.00	0	0	0	4	8.82
F	Total (C+D+E)	31	82.87	404	257.41	476	1500.58	134	25	12	7465	17809.82
28	Nainital Bank	0	0.00	0	0.00	0	0.00	0	0	0	188	467.11
29	Axis Bank	0	0.00	0	0.00	0	0.00	0	0	0	0	0.00
30	ICICI bank	0	0.00	0	0.00	0	0.00	0	0	0	0	0.00
31	HDFC Bank	0	0.00	0	0.00	0	0.00	0	0	0	0	0.00
32	The J & K Bank	0	0.00	0	0.00	0	0.00	0	0	0	0	0.00
33	Fedral Bank Ltd	0	0.00	0	0.00	0	0.00	0	0	0	0	0.00
34	IndusInd Bank	0	0.00	0	0.00	0	0.00	0	0	0	0	0.00
35	The Karnataka bank	0	0.00	0	0.00	0	0.00	0	0	0	0	0.00
36	The South Indian Bank Ltd	0	0.00	0	0.00	0	0.00	0	0	0	0	0.00
37	Standard Chartered Bank	0	0.00	0	0.00	0	0.00	0	0	0	0	0.00
38	Yes Bank	0	0.00	0	0.00	0	0.00	0	0	0	0	0.00
39	Kotak Mahinda	0	0.00	0	0.00	0	0.00	0	0	0	0	0.00
40	Bhartiya Mahila Bank	0	0.00	0	0.00	0	0.00	0	0	0	0	0.00
41	BANDHAN BANK	0	0.00	0	0.00	0	0.00	0	0	0	0	0.00
G	Total Private Bank	0	0.00	0	0.00	0	0.00	0	0	0	188	467.11
H	Total All Bank (F+G)	31	82.87	404	257.41	476	1500.58	134	25	12	7653	18276.93

**PRIME MINISTER EMPLOYMENT GENERATION PROGRAMME
DIC**

FROM 01.04.2016 TO 30.09.2016

(in Lacs)

S. No.	Name of the Bank	Yearly Target	Received		Sanctioned		Loan Sanctioned to SC/ST beneficiaries	
			No.	Amt.	No.	Amt.	No.	Amt.
1	State Bank of India	97	149	561.12	122	383.39	21	29.65
2	Punjab National Bank	48	34	155.28	25	115.32	0	0.00
3	Bank of Baroda	22	11	63.00	5	47.50	0	0.00
A	Total Lead Banks	167	194	779.40	152	546.21	21	29.65
4	Oriental Bank of Comm.	11	7	62.25	0	0.00	0	0.00
5	Union Bank of India	19	0	0.00	0	0.00	0	0.00
6	Canara Bank	13	0	0.00	0	0.00	0	0.00
7	Central Bank of India	7	0	0.00	0	0.00	0	0.00
8	Punjab & Sind Bank	6	4	10.80	4	10.80	2	2.30
9	Allahabad Bank	8	1	1.43	1	1.43	0	0.00
10	UCO Bank	11	36	53.57	36	53.57	0	0.00
11	Indian Overseas Bank	8	11	69.40	7	10.10	1	0.75
12	State Bank of Patiala	4	8	23.00	8	21.66	2	3.50
13	Bank of India	6	23	81.88	20	54.20	3	10.50
14	Syndicate Bank	6	0	0.00	0	0.00	0	0.00
15	Vijaya Bank	1	9	30.95	2	5.00	83	93.95
16	Corporation Bank	3	7	23.11	7	23.11	0	0.00
17	Andhra bank	1	0	0.00	0	0.00	0	0.00
18	Indian Bank	1	0	0.00	0	0.00	0	0.00
19	United Bank of India	1	7	26.00	4	21.00	0	0.00
20	State Bank of B & J	0	0	0.00	0	0.00	0	0.00
21	Bank of Maharashtra	1	2	21.25	2	21.25	4	3.00
22	Dena Bank	1	5	25.50	5	25.50	3	14.50
23	IDBI Bank	0	1	0.30	1	0.30	0	0.00
24	State Bank of Hyderabad	0	0	0.00	0	0.00	0	0.00
B	Total Non-Lead Banks	108	121	429.44	97	247.92	98	128.50
C	Total N. Banks (A + B)	275	315	1208.84	249	794.13	119	158.15
25	Uttarakhand G.B	72	5	4.73	4	4.21	0	0.00
26	U.P. Gramin Bank	0	0	0.00	0	0.00	0	0.00
D	Total R.R.B.	72	5	4.73	4	4.21	0	0.00
27	Co-operative Bank	65	50	990.63	50	990.63	1	0.28
E	Total Cooperative	65	50	990.63	50	990.63	1	0.28
F	Total (C+D+E)	412	370	2204.20	303	1788.97	120	158.43
28	Nainital Bank	16	0	0.00	0	0.00	0	0.00
29	Axis Bank	0	0	0.00	0	0.00	0	0.00
30	ICICI bank	0	0	0.00	0	0.00	0	0.00
31	HDFC Bank	0	0	0.00	0	0.00	0	0.00
32	The J & K Bank	0	0	0.00	0	0.00	0	0.00
33	Fedral Bank Ltd	0	0	0.00	0	0.00	0	0.00
34	IndusInd Bank	0	0	0.00	0	0.00	0	0.00
35	The Karnataka bank	0	0	0.00	0	0.00	0	0.00
36	The South Indian Bank Ltd	0	0	0.00	0	0.00	0	0.00
37	Standard Chartered Bank	0	0	0.00	0	0.00	0	0.00
38	Yes Bank	0	0	0.00	0	0.00	0	0.00
39	Kotak Mahinda	0	0	0.00	0	0.00	0	0.00
40	Bhartiya Mahila Bank	0	0	0.00	0	0.00	0	0.00
41	BANDHAN BANK	0	0	0.00	0	0.00	0	0.00
G	Total Private Bank	16	0	0.00	0	0.00	0	0.00
H	Total All Bank (F+G)	428	370	2204.20	303	1788.97	120	158.43

PMEGP (DIC)

Contd.

(in Lacs)

S. No.	Name of the Bank	Loan Sanctioned to OBC beneficiaries		Loan Sanctioned to Women beneficiaries		Loan Disbursed		Returned	Pending		Outstanding as on 30.09.2016	
		No.	Amt.	No.	Amt.	No.	Amt.		No.	<1M	>1M	No.
								No.		No.		
1	State Bank of India	1	1.90	5	12.43	125	372.44	27	10	10	1762	3382.63
2	Punjab National Bank	0	0.00	1	3.00	23	92.21	9	0	0	183	611.94
3	Bank of Baroda	0	0.00	1	5.00	0	0.00	6	0	0	59	143.10
A	Total Lead Banks	1	1.90	7	20.43	148	464.65	42	10	10	2004	4137.67
4	Oriental Bank of Comm.	0	0.00	0	0.00	0	0.00	7	7	0	325	490.84
5	Union Bank of India	0	0.00	0	0.00	0	0.00	0	0	0	214	321.83
6	Canara Bank	0	0.00	0	0.00	0	0.00	0	0	0	144	361.60
7	Central Bank of India	0	0.00	0	0.00	0	0.00	0	0	0	86	130.80
8	Punjab & Sind Bank	0	0.00	1	4.50	4	10.80	0	0	0	67	137.97
9	Allahabad Bank	0	0.00	0	0.00	4	8.48	0	0	0	141	251.57
10	UCO Bank	0	0.00	0	0.00	36	51.65	0	0	0	54	86.55
11	Indian Overseas Bank	1	0.95	4	6.90	7	34.35	4	0	0	112	315.34
12	State Bank of Patiala	3	11.80	3	6.36	8	21.66	0	0	0	8	20.93
13	Bank of India	0	0.00	1	2.00	23	78.70	3	0	0	44	132.30
14	Syndicate Bank	0	0.00	0	0.00	0	0.00	0	0	0	94	244.29
15	Vijaya Bank	0	0.00	347	54.13	0	0.00	7	0	0	233	770.63
16	Corporation Bank	0	0.00	0	0.00	5	18.41	0	0	0	38	54.12
17	Andhra bank	0	0.00	0	0.00	0	0.00	0	0	0	24	87.31
18	Indian Bank	0	0.00	0	0.00	0	0.00	0	0	0	4	9.56
19	United Bank of India	0	0.00	0	0.00	0	0.00	3	0	0	0	0.00
20	State Bank of B & J	0	0.00	0	0.00	0	0.00	0	0	0	0	0.00
21	Bank of Maharashtra	0	0.00	1	14.25	2	21.25	0	0	0	8	25.75
22	Dena Bank	1	1.00	1	10.00	5	25.50	0	0	0	20	42.28
23	IDBI Bank	0	0.00	0	0.00	2	3.40	0	0	0	12	34.57
24	State Bank of Hyderabad	0	0.00	0	0.00	0	0.00	0	0	0	0	0.00
B	Total Non-Lead Banks	5	13.75	358	98.14	96	274.20	24	7	0	1628	3518.24
C	Total N. Banks (A + B)	6	15.65	365	118.57	244	738.85	66	17	10	3632	7655.91
25	Uttarakhand G.B	0	0.00	2	0.58	4	4.21	1	0	0	569	1277.06
26	U.P. Gramin Bank	0	0.00	0	0.00	0	0.00	0	0	0	0	0.00
D	Total R.R.B.	0	0.00	2	0.58	4	4.21	1	0	0	569	1277.06
27	Co-operative Bank	4	18.81	0	0.00	0	0.00	0	0	0	4	8.82
E	Total Cooperative	4	18.81	0	0.00	0	0.00	0	0	0	4	8.82
F	Total (C+D+E)	10	34.46	367	119.15	248	743.06	67	17	10	4205	8941.79
28	Nainital Bank	0	0.00	0	0.00	0	0.00	0	0	0	1	4.70
29	Axis Bank	0	0.00	0	0.00	0	0.00	0	0	0	0	0.00
30	ICICI bank	0	0.00	0	0.00	0	0.00	0	0	0	0	0.00
31	HDFC Bank	0	0.00	0	0.00	0	0.00	0	0	0	0	0.00
32	The J & K Bank	0	0.00	0	0.00	0	0.00	0	0	0	0	0.00
33	Fedral Bank Ltd	0	0.00	0	0.00	0	0.00	0	0	0	0	0.00
34	IndusInd Bank	0	0.00	0	0.00	0	0.00	0	0	0	0	0.00
35	The Karnataka bank	0	0.00	0	0.00	0	0.00	0	0	0	0	0.00
36	The South Indian Bank Ltd	0	0.00	0	0.00	0	0.00	0	0	0	0	0.00
37	Standard Chartered Bank	0	0.00	0	0.00	0	0.00	0	0	0	0	0.00
38	Yes Bank	0	0.00	0	0.00	0	0.00	0	0	0	0	0.00
39	Kotak Mahinda	0	0.00	0	0.00	0	0.00	0	0	0	0	0.00
40	Bhartiya Mahila Bank	0	0.00	0	0.00	0	0.00	0	0	0	0	0.00
41	BANDHAN BANK	0	0.00	0	0.00	0	0.00	0	0	0	0	0.00
G	Total Private Bank	0	0.00	0	0.00	0	0.00	0	0	0	1	4.70
H	Total All Bank (F+G)	10	34.46	367	119.15	248	743.06	67	17	10	4206	8946.49

**PRIME MINISTER EMPLOYMENT GENERATION PROGRAMME
KVIC**

FROM 01.04.2016 TO 30.09.2016

(in Lacs)

S. No.	Name of the Bank	Yearly Target	Received		Sanctioned		Loan Sanctioned to SC/ST beneficiaries	
			No.	Amt.	No.	Amt.	No.	Amt.
1	State Bank of India	72	118	378.27	111	342.86	8	21.30
2	Punjab National Bank	34	18	81.61	15	56.61	2	13.05
3	Bank of Baroda	17	5	17.00	5	17.00	1	2.00
A	Total Lead Banks	123	141	476.88	131	416.47	11	36.35
4	Oriental Bank of Comm.	8	1	5.00	0	0.00	0	0.00
5	Union Bank of India	14	10	17.00	10	17.00	2	1.50
6	Canara Bank	10	0	0.00	0	0.00	0	0.00
7	Central Bank of India	6	10	31.00	7	29.00	1	5.00
8	Punjab & Sind Bank	5	2	10.00	1	8.00	0	0.00
9	Allahabad Bank	6	16	43.85	9	32.85	0	0.00
10	UCO Bank	8	0	0.00	0	0.00	0	0.00
11	Indian Overseas Bank	6	7	59.00	3	30.00	2	5.00
12	State Bank of Patiala	3	8	23.00	8	21.66	2	5.96
13	Bank of India	5	21	28.20	7	28.12	8	4.50
14	Syndicate Bank	5	0	0.00	0	0.00	0	0.00
15	Vijaya Bank	1	0	0.00	0	0.00	0	0.00
16	Corporation Bank	2	0	0.00	0	0.00	0	0.00
17	Andhra bank	1	1	0.50	1	0.45	0	0.00
18	Indian Bank	1	3	19.00	1	5.00	0	0.00
19	United Bank of India	1	7	26.00	4	21.00	0	0.00
20	State Bank of B & J	0	0	0.00	0	0.00	0	0.00
21	Bank of Maharashtra	1	5	24.25	5	24.25	2	2.00
22	Dena Bank	1	3	15.00	3	15.00	1	7.00
23	IDBI Bank	0	0	0.00	0	0.00	0	0.00
24	State Bank of Hyderabad	0	0	0.00	0	0.00	0	0.00
B	Total Non-Lead Banks	84	94	301.80	59	232.33	18	30.96
C	Total N. Banks (A + B)	207	235	778.68	190	648.80	29	67.31
25	Uttarakhand G.B	54	22	64.16	18	56.26	5	8.77
26	U.P. Gramin Bank	0	0	0.00	0	0.00	0	0.00
D	Total R.R.B.	54	22	64.16	18	56.26	5	8.77
27	Co-operative Bank	48	0	0.00	0	0.00	0	0.00
E	Total Cooperative	48	0	0.00	0	0.00	0	0.00
F	Total (C+D+E)	309	257	842.84	208	705.06	34	76.08
28	Nainital Bank	12	0	0.00	0	0.00	0	0.00
29	Axis Bank	0	0	0.00	0	0.00	0	0.00
30	ICICI bank	0	0	0.00	0	0.00	0	0.00
31	HDFC Bank	0	0	0.00	0	0.00	0	0.00
32	The J & K Bank	0	0	0.00	0	0.00	0	0.00
33	Fedral Bank Ltd	0	0	0.00	0	0.00	0	0.00
34	IndusInd Bank	0	0	0.00	0	0.00	0	0.00
35	The Karnataka bank	0	0	0.00	0	0.00	0	0.00
36	The South Indian Bank Ltd	0	0	0.00	0	0.00	0	0.00
37	Standard Chartered Bank	0	0	0.00	0	0.00	0	0.00
38	Yes Bank	0	0	0.00	0	0.00	0	0.00
39	Kotak Mahinda	0	0	0.00	0	0.00	0	0.00
40	Bhartiya Mahila Bank	0	0	0.00	0	0.00	0	0.00
41	BANDHAN BANK	0	0	0.00	0	0.00	0	0.00
G	Total Private Bank	12	0	0.00	0	0.00	0	0.00
H	Total All Bank (F+G)	321	257	842.84	208	705.06	34	76.08

PMEGP (KVIC)

Contd.

(in Lacs)

S. No.	Name of the Bank	Loan Sanctioned to OBC beneficiaries		Loan Sanctioned to Women beneficiaries		Loan Disbursed		Returned	Pending		Outstanding as on 30.09.2016	
		No.	Amt.	No.	Amt.	No.	Amt.		No.	<1M	>1M	No.
								No.		No.		
1	State Bank of India	1	0.50	6	9.41	101	314.16	7	2	2	972	3497.00
2	Punjab National Bank	0	0.00	1	2.00	15	54.27	3	0	0	45	237.48
3	Bank of Baroda	0	0.00	1	5.00	4	12.00	0	0	0	157	250.23
A	Total Lead Banks	1	0.50	8	16.41	120	380.43	10	2	2	1174	3984.71
4	Oriental Bank of Comm.	0	0.00	0	0.00	0	0.00	1	1	0	40	278.30
5	Union Bank of India	1	2.00	1	2.00	9	14.20	0	0	0	39	120.70
6	Canara Bank	0	0.00	0	0.00	0	0.00	0	0	0	19	66.81
7	Central Bank of India	0	0.00	3	14.00	3	15.00	3	0	0	19	178.85
8	Punjab & Sind Bank	0	0.00	0	0.00	1	4.00	1	1	0	14	48.81
9	Allahabad Bank	0	0.00	0	0.00	8	104.60	7	0	0	106	207.22
10	UCO Bank	0	0.00	0	0.00	0	0.00	0	0	0	45	45.99
11	Indian Overseas Bank	0	0.00	1	25.00	0	0.00	4	0	0	21	103.05
12	State Bank of Patiala	4	13.30	2	2.40	8	21.66	0	0	0	8	21.70
13	Bank of India	3	6.00	5	7.00	2	4.70	14	0	0	16	43.68
14	Syndicate Bank	0	0.00	0	0.00	0	0.00	0	0	0	93	239.49
15	Vijaya Bank	0	0.00	0	0.00	0	0.00	0	0	0	0	0.00
16	Corporation Bank	0	0.00	0	0.00	0	0.00	0	0	0	0	0.00
17	Andhra bank	0	0.00	0	0.00	0	0.00	0	0	0	4	8.54
18	Indian Bank	1	5.00	0	0.00	1	5.00	2	0	0	12	61.33
19	United Bank of India	0	0.00	0	0.00	0	0.00	3	0	0	0	0.00
20	State Bank of B & J	0	0.00	0	0.00	0	0.00	0	0	0	0	0.00
21	Bank of Maharashtra	0	0.00	3	22.25	5	24.25	0	0	0	5	24.25
22	Dena Bank	2	8.00	1	10.00	3	15.00	0	0	0	12	26.26
23	IDBI Bank	0	0.00	0	0.00	0	0.00	0	0	0	8	31.87
24	State Bank of Hyderabad	0	0.00	0	0.00	0	0.00	0	0	0	0	0.00
B	Total Non-Lead Banks	11	34.30	16	82.65	40	208.41	35	2	0	461	1506.85
C	Total N. Banks (A + B)	12	34.80	24	99.06	160	588.84	45	4	2	1635	5491.56
25	Uttarakhand G.B	3	6.09	3	4.95	15	25.73	4	0	0	236	605.64
26	U.P. Gramin Bank	0	0.00	0	0.00	0	0.00	0	0	0	0	0.00
D	Total R.R.B.	3	6.09	3	4.95	15	25.73	4	0	0	236	605.64
27	Co-operative Bank	0	0.00	0	0.00	0	0.00	0	0	0	0	0.00
E	Total Cooperative	0	0.00	0	0.00	0	0.00	0	0	0	0	0.00
F	Total (C+D+E)	15	40.89	27	104.01	175	614.57	49	4	2	1871	6097.20
28	Nainital Bank	0	0.00	0	0.00	0	0.00	0	0	0	104	389.91
29	Axis Bank	0	0.00	0	0.00	0	0.00	0	0	0	0	0.00
30	ICICI bank	0	0.00	0	0.00	0	0.00	0	0	0	0	0.00
31	HDFC Bank	0	0.00	0	0.00	0	0.00	0	0	0	0	0.00
32	The J & K Bank	0	0.00	0	0.00	0	0.00	0	0	0	0	0.00
33	Fedral Bank Ltd	0	0.00	0	0.00	0	0.00	0	0	0	0	0.00
34	IndusInd Bank	0	0.00	0	0.00	0	0.00	0	0	0	0	0.00
35	The Karnataka bank	0	0.00	0	0.00	0	0.00	0	0	0	0	0.00
36	The South Indian Bank Ltd	0	0.00	0	0.00	0	0.00	0	0	0	0	0.00
37	Standard Chartered Bank	0	0.00	0	0.00	0	0.00	0	0	0	0	0.00
38	Yes Bank	0	0.00	0	0.00	0	0.00	0	0	0	0	0.00
39	Kotak Mahinda	0	0.00	0	0.00	0	0.00	0	0	0	0	0.00
40	Bhartiya Mahila Bank	0	0.00	0	0.00	0	0.00	0	0	0	0	0.00
41	BANDHAN BANK	0	0.00	0	0.00	0	0.00	0	0	0	0	0.00
G	Total Private Bank	0	0.00	0	0.00	0	0.00	0	0	0	104	389.91
H	Total All Bank (F+G)	15	40.89	27	104.01	175	614.57	49	4	2	1975	6487.11

**PRIME MINISTER EMPLOYMENT GENERATION PROGRAMME
KVIB**

FROM 01.04.2016 TO 30.09.2016

(in Lacs)

S. No.	Name of the Bank	Yearly Target	Received		Sanctioned		Loan Sanctioned to SC/ST beneficiaries	
			No.	Amt.	No.	Amt.	No.	Amt.
1	State Bank of India	72	24	76.77	22	69.77	1	3.00
2	Punjab National Bank	34	11	58.50	8	43.21	0	0.00
3	Bank of Baroda	17	1	6.00	1	6.00	0	0.00
A	Total Lead Banks	123	36	141.27	31	118.98	1	3.00
4	Oriental Bank of Comm.	8	4	21.00	0	0.00	0	0.00
5	Union Bank of India	14	0	0.00	0	0.00	0	0.00
6	Canara Bank	10	2	6.00	2	6.00	0	0.00
7	Central Bank of India	6	0	0.00	0	0.00	0	0.00
8	Punjab & Sind Bank	5	0	0.00	0	0.00	0	0.00
9	Allahabad Bank	6	5	12.50	2	4.00	0	0.00
10	UCO Bank	8	0	0.00	0	0.00	0	0.00
11	Indian Overseas Bank	6	1	5.00	0	0.00	0	0.00
12	State Bank of Patiala	3	0	0.00	0	0.00	0	0.00
13	Bank of India	5	21	46.25	17	13.90	6	8.00
14	Syndicate Bank	5	0	0.00	0	0.00	0	0.00
15	Vijaya Bank	1	0	0.00	0	0.00	0	0.00
16	Corporation Bank	2	0	0.00	0	0.00	0	0.00
17	Andhra bank	1	0	0.00	0	0.00	0	0.00
18	Indian Bank	1	0	0.00	0	0.00	0	0.00
19	United Bank of India	1	0	0.00	0	0.00	0	0.00
20	State Bank of B & J	0	0	0.00	0	0.00	0	0.00
21	Bank of Maharashtra	1	3	1.50	2	1.00	2	1.00
22	Dena Bank	1	1	10.00	1	10.00	0	0.00
23	IDBI Bank	0	0	0.00	0	0.00	0	0.00
24	State Bank of Hyderabad	0	1	20.00	1	20.00	0	0.00
B	Total Non-Lead Banks	84	38	122.25	25	54.90	8	9.00
C	Total N. Banks (A + B)	207	74	263.52	56	173.88	9	12.00
25	Uttarakhand G.B	54	9	25.12	9	25.12	1	2.15
26	U.P. Gramin Bank	0	0	0.00	0	0.00	0	0.00
D	Total R.R.B.	54	9	25.12	9	25.12	1	2.15
27	Co-operative Bank	48	0	0.00	0	0.00	0	0.00
E	Total Cooperative	48	0	0.00	0	0.00	0	0.00
F	Total (C+D+E)	309	83	288.64	65	199.00	10	14.15
28	Nainital Bank	12	0	0.00	0	0.00	0	0.00
29	Axis Bank	0	0	0.00	0	0.00	0	0.00
30	ICICI bank	0	0	0.00	0	0.00	0	0.00
31	HDFC Bank	0	0	0.00	0	0.00	0	0.00
32	The J & K Bank	0	0	0.00	0	0.00	0	0.00
33	Fedral Bank Ltd	0	0	0.00	0	0.00	0	0.00
34	IndusInd Bank	0	0	0.00	0	0.00	0	0.00
35	The Karnataka bank	0	0	0.00	0	0.00	0	0.00
36	The South Indian Bank Ltd	0	0	0.00	0	0.00	0	0.00
37	Standard Chartered Bank	0	0	0.00	0	0.00	0	0.00
38	Yes Bank	0	0	0.00	0	0.00	0	0.00
39	Kotak Mahinda	0	0	0.00	0	0.00	0	0.00
40	Bhartiya Mahila Bank	0	0	0.00	0	0.00	0	0.00
41	BANDHAN BANK	0	0	0.00	0	0.00	0	0.00
G	Total Private Bank	12	0	0.00	0	0.00	0	0.00
H	Total All Bank (F+G)	321	83	288.64	65	199.00	10	14.15

PMEGP (KVIB)

Contd.

(in Lacs)

S. No.	Name of the Bank	Loan Sanctioned to OBC beneficiaries		Loan Sanctioned to Women beneficiaries		Loan Disbursed		Returned	Pending		Outstanding as on 30.09.2016	
		No.	Amt.	No.	Amt.	No.	Amt.		No.	<1M	>1M	No.
								No.		No.		
1	State Bank of India	0	0.00	0	0.00	6	17.95	2	0	0	752	1384.12
2	Punjab National Bank	0	0.00	0	0.00	7	27.15	3	0	0	25	148.46
3	Bank of Baroda	0	0.00	0	0.00	0	0.00	0	0	0	51	95.45
A	Total Lead Banks	0	0.00	0	0.00	13	45.10	5	0	0	828	1628.03
4	Oriental Bank of Comm.	0	0.00	0	0.00	0	0.00	4	4	0	60	99.53
5	Union Bank of India	0	0.00	0	0.00		0.00	0	0	0	13	26.60
6	Canara Bank	0	0.00	0	0.00	2	6.00	0	0	0	14	55.57
7	Central Bank of India	0	0.00	0	0.00	0	0.00	0	0	0	23	35.05
8	Punjab & Sind Bank	0	0.00	0	0.00	0	0.00	0	0	0	17	51.95
9	Allahabad Bank	0	0.00	0	0.00	3	6.00	3	0	0	17	25.83
10	UCO Bank	0	0.00	0	0.00	0	0.00	0	0	0	57	90.18
11	Indian Overseas Bank	0	0.00	0	0.00	0	0.00	1	0	0	2	5.42
12	State Bank of Patiala	0	0.00	0	0.00	0	0.00	0	0	0	0	0.00
13	Bank of India	4	6.00	6	20.35	17	32.75	4	0	0	17	60.00
14	Syndicate Bank	0	0.00	0	0.00	0	0.00	0	0	0	0	0.00
15	Vijaya Bank	0	0.00	0	0.00	0	0.00	0	0	0	0	0.00
16	Corporation Bank	0	0.00	0	0.00	0	0.00	0	0	0	0	0.00
17	Andhra bank	0	0.00	0	0.00	0	0.00	0	0	0	1	1.53
18	Indian Bank	0	0.00	0	0.00	0	0.00	0	0	0	0	0.00
19	United Bank of India	0	0.00	0	0.00	0	0.00	0	0	0	0	0.00
20	State Bank of B & J	0	0.00	0	0.00	0	0.00	0	0	0	0	0.00
21	Bank of Maharashtra	0	0.00	0	0.00	2	1.00	1	0	0	2	1.00
22	Dena Bank	0	0.00	1	10.00	1	10.00	0	0	0	0	0.00
23	IDBI Bank	0	0.00	0	0.00	0	0.00	0	0	0	3	5.03
24	State Bank of Hyderabad	0	0.00	0	0.00	1	20.00	0	0	0	0	0.00
B	Total Non-Lead Banks	4	6.00	7	30.35	26	75.75	13	4	0	226	457.69
C	Total N. Banks (A + B)	4	6.00	7	30.35	39	120.85	18	4	0	1054	2085.72
25	Uttarakhand G.B	2	1.52	3	3.90	14	22.10	0	0	0	335	685.11
26	U.P. Gramin Bank	0	0.00	0	0.00	0	0.00	0	0	0	0	0.00
D	Total R.R.B.	2	1.52	3	3.90	14	22.10	0	0	0	335	685.11
27	Co-operative Bank	0	0.00	0	0.00	0	0.00	0	0	0	0	0.00
E	Total Cooperative	0	0.00	0	0.00	0	0.00	0	0	0	0	0.00
F	Total (C+D+E)	6	7.52	10	34.25	53	142.95	18	4	0	1389	2770.83
28	Nainital Bank	0	0.00	0	0.00	0	0.00	0	0	0	83	72.50
29	Axis Bank	0	0.00	0	0.00	0	0.00	0	0	0	0	0.00
30	ICICI bank	0	0.00	0	0.00	0	0.00	0	0	0	0	0.00
31	HDFC Bank	0	0.00	0	0.00	0	0.00	0	0	0	0	0.00
32	The J & K Bank	0	0.00	0	0.00	0	0.00	0	0	0	0	0.00
33	Fedral Bank Ltd	0	0.00	0	0.00	0	0.00	0	0	0	0	0.00
34	IndusInd Bank	0	0.00	0	0.00	0	0.00	0	0	0	0	0.00
35	The Karnataka bank	0	0.00	0	0.00	0	0.00	0	0	0	0	0.00
36	The South Indian Bank Ltd	0	0.00	0	0.00	0	0.00	0	0	0	0	0.00
37	Standard Chartered Bank	0	0.00	0	0.00	0	0.00	0	0	0	0	0.00
38	Yes Bank	0	0.00	0	0.00	0	0.00	0	0	0	0	0.00
39	Kotak Mahinda	0	0.00	0	0.00	0	0.00	0	0	0	0	0.00
40	Bhartiya Mahila Bank	0	0.00	0	0.00	0	0.00	0	0	0	0	0.00
41	BANDHAN BANK	0	0.00	0	0.00	0	0.00	0	0	0	0	0.00
G	Total Private Bank	0	0.00	0	0.00	0	0.00	0	0	0	83	72.50
H	Total All Bank (F+G)	6	7.52	10	34.25	53	142.95	18	4	0	1472	2843.33

**PRIME MINISTER EMPLOYMENT GENERATION PROGRAMME
ACTIVITYWISE CUMULATIVE POSTION UPTO 30 SEPTEMBER 2016**

(in Lacs)

S. No.	Name of the Bank	Trade Shop		Industrial Units		Vendor / Hawker		Services		Others		Total	
		No.	Amt.	No.	Amt.	No.	Amt.	No.	Amt.	No.	Amt.	No.	Amt.
1	State Bank of India	199	650.38	106	308.00	30	52.56	172	393.86	101	279.62	608	1684.42
2	Punjab National Bank	218	629.77	39	290.21	2	4.86	58	161.26	52	126.79	369	1212.89
3	Bank of Baroda	60	76.74	59	150.27	26	26.29	328	152.32	16	36.41	489	442.03
A	Total Lead Banks	477	1356.89	204	748.48	58	83.71	558	707.44	169	442.82	1466	3339.34
4	Oriental Bank of Comm.	0	0.00	133	360.31	0	0.00	244	384.70	47	122.27	424	867.28
5	Union Bank of India	137	204.11	37	90.24	0	0.00	49	53.63	43	121.15	266	469.13
6	Canara Bank	0	0.00	0	0.00	0	0.00	0	0.00	165	504.37	165	504.37
7	Central Bank of India	45	137.94	0	0.00	0	0.00	39	96.05	44	110.17	128	344.16
8	Punjab & Sind Bank	19	31.15	5	3.78	0	0.00	55	112.66	19	91.14	98	238.73
9	Allahabad Bank	10	60.40	0	0.00	0	0.00	129	237.12	90	167.28	229	464.80
10	UCO Bank	0	0.00	0	0.00	0	0.00	4	28.12	1	1.40	5	29.52
11	Indian Overseas Bank	12	14.64	60	135.54	9	3.50	41	60.41	3	8.32	125	222.41
12	State Bank of Patiala	3	4.40	0	0.00	0	0.00	5	17.26	0	0.00	8	21.66
13	Bank of India	24	61.53	13	27.05	5	4.45	22	48.36	1	2.00	65	143.39
14	Syndicate Bank	20	42.80	0	0.00	0	0.00	15	31.25	8	11.25	43	85.30
15	Vijaya Bank	0	0.00	0	0.00	0	0.00	0	0.00	0	0.00	0	0.00
16	Corporation Bank	0	0.00	0	0.00	0	0.00	13	48.80	0	0.00	13	48.80
17	Andhra bank	22	79.62	0	0.00	0	0.00	1	1.35	0	0.00	23	80.97
18	Indian Bank	3	4.15	5	36.89	11	33.46	0	0.00	7	111.44	26	185.94
19	United Bank of India	0	0.00	19	61.47	0	0.00	0	0.00	0	0.00	19	61.47
20	State Bank of B & J	0	0.00	0	0.00	0	0.00	0	0.00	0	0.00	0	0.00
21	Bank of Maharashtra	7	11.50	1	14.00	0	0.00	4	10.00	2	1.00	14	36.50
22	Dena Bank	20	42.80	0	0.00	0	0.00	15	31.25	8	11.25	43	85.30
23	IDBI Bank	4	5.80	9	31.62	0	0.00	7	16.07	0	0.00	20	53.49
24	State Bank of Hyderabad	0	0.00	1	20.00	0	0.00	0	0.00	0	0.00	1	20.00
B	Total Non-Lead Banks	326	700.84	283	780.90	25	41.41	643	1177.03	438	1263.04	1715	3963.22
C	Total N. Banks (A + B)	803	2057.73	487	1529.38	83	125.12	1201	1884.47	607	1705.86	3181	7302.56
25	Uttarakhand G.B	94	203.33	18	127.90	35	5.66	71	87.14	942	2234.15	1160	2658.18
26	U.P. Gramin Bank	0	0.00	0	0.00	0	0.00	0	0.00	0	0.00	0	0.00
D	Total R.R.B.	94	203.33	18	127.90	35	5.66	71	87.14	942	2234.15	1160	2658.18
27	Co-operative Bank	6	7.94	15	74.80	0	0.00	37	189.75	29	97.91	87	370.40
E	Total Cooperative	6	7.94	15	74.80	0	0.00	37	189.75	29	97.91	87	370.40
F	Total (C+D+E)	903	2269.00	520	1732.08	118	130.78	1309	2161.36	1578	4037.92	4428	10331.14
28	Nainital Bank	21	46.34	38	130.02	0	0.00	108	302.41	75	176.23	242	655.00
29	Axis Bank	0	0.00	0	0.00	0	0.00	0	0.00	0	0.00	0	0.00
30	ICICI bank	0	0.00	0	0.00	0	0.00	0	0.00	0	0.00	0	0.00
31	HDFC Bank	0	0.00	0	0.00	0	0.00	0	0.00	0	0.00	0	0.00
32	The J & K Bank	0	0.00	0	0.00	0	0.00	0	0.00	0	0.00	0	0.00
33	Fedral Bank Ltd	0	0.00	0	0.00	0	0.00	0	0.00	0	0.00	0	0.00
34	IndusInd Bank	0	0.00	0	0.00	0	0.00	0	0.00	0	0.00	0	0.00
35	The Karnataka bank	2	0.60	0	0.00	0	0.00	0	0.00	0	0.00	2	0.60
36	The South Indian Bank Ltd	0	0.00	0	0.00	0	0.00	0	0.00	0	0.00	0	0.00
37	Standard Chartered Bank	0	0.00	0	0.00	0	0.00	0	0.00	0	0.00	0	0.00
38	Yes Bank	0	0.00	0	0.00	0	0.00	0	0.00	0	0.00	0	0.00
39	Kotak Mahinda	0	0.00	0	0.00	0	0.00	0	0.00	0	0.00	0	0.00
40	Bhartiya Mahila Bank	0	0.00	0	0.00	0	0.00	0	0.00	0	0.00	0	0.00
41	BANDHAN BANK	0	0.00	0	0.00	0	0.00	0	0.00	0	0.00	0	0.00
G	Total Private Bank	23	46.94	38	130.02	0	0.00	108	302.41	75	176.23	244	655.60
H	Total All Bank (F+G)	926	2315.94	558	1862.10	118	130.78	1417	2463.77	1653	4214.15	4672	10986.74

VEERCHANDRA SINGH GARHWALI PARYATAN SWAROZGAR YOJNA
(VSGPSY)

TOTAL (VEHICLE & NON VEHICLE)

(in Lacs)

S. No.	Name of the Bank	Yearly Target	FROM 01.04.2016 TO 30.09.2016							Pending		Outstanding since the launch of scheme i.e 2002-03 to Sept 2016	
			Receved		Loan Sactioned		Loan Disbursed		Return	<1M	>1M		
			No.	Amt.	No.	Amt.	No.	Amt.	No.	No.	No.	No.	Amt.
1	State Bank of India	109	49	585.31	35	319.62	36	321.12	14	0	0	4089	13556.12
2	Punjab National Bank	48	24	176.7	24	173.7	23	169.2	0	0	0	521	4224.21
3	Bank of Baroda	40	6	97.67	5	90.67	4	73.17	1	0	0	90	502.97
A	Total Lead Banks	197	79	859.68	64	583.99	63	563.49	15	0	0	4700	18283.30
4	Oriental Bank of Comm.	22	4	140.2	2	39.2	1	18	2	1	0	24	302.49
5	Union Bank of India	27	3	9.36	3	8.68	2	6	0	0	0	32	108.49
6	Canara Bank	15	0	0	0	0	0	0	0	0	0	21	231.66
7	Central Bank of India	13	0	0	0	0	0	0	0	0	0	7	10.2
8	Punjab & Sind Bank	11	0	0	0	0	0	0	0	0	0	2	18.25
9	Allahabad Bank	15	4	62.61	4	62.61	7	96.71	0	0	0	129	1409.23
10	UCO Bank	10	1	10	1	10	9	53	0	0	0	11	114
11	Indian Overseas Bank	9	10	121.24	7	103.35	6	78.17	3	1	0	17	174.12
12	State Bank of Patiala	13	4	79.32	4	79.32	4	79.32	0	0	0	4	79.24
13	Bank of India	6	12	142.88	9	82.94	9	60.84	3	3	0	63	287.09
14	Syndicate Bank	9	3	32.5	3	32.5	3	32.5	0	0	0	4	52.5
15	Vijaya Bank	4	0	0	0	0	0	0	0	0	0	0	0
16	Corporation Bank	3	0	0	0	0	0	0	0	0	0	0	0
17	Andhra bank	3	0	0	0	0	0	0	0	0	0	0	0
18	Indian Bank	4	2	23.8	0	0	0	0	2	0	0	2	71.61
19	United Bank of India	1	0	0	0	0	0	0	0	0	0	0	0
20	State Bank of B & J	2	0	0	0	0	0	0	0	0	0	1	4.41
21	Bank of Maharashtra	2	0	0	0	0	0	0	0	0	0	0	0
22	Dena Bank	1	3	32.5	3	32.5	3	32.5	0	0	0	6	74.5
23	IDBI Bank	1	1	10	1	10	1	10	0	0	0	3	20.17
24	State Bank of Hyderabad	0	0	0	0	0	0	0	0	0	0	0	0
B	Total Non-Lead Banks	171	47	664.41	37	461.10	45	467.04	10	5	0	326	2957.96
C	Total N. Banks (A + B)	368	126	1524.09	101	1045.09	108	1030.53	25	5	0	5026	21241.26
25	Uttarakhand G.B	43	43	790.35	43	740.52	44	319.4	0	0	0	565	3960.81
26	U.P. Gramin Bank	0	0	0	0	0	0	0	0	0	0	0	0
D	Total R.R.B.	43	43	790.35	43	740.52	44	319.40	0	0	0	565	3960.81
27	Co-operative Bank	61	7	58.2	7	58.2	7	58.2	0	0	0	39	578.33
E	Total Cooperative	61	7	58.20	7	58.20	7	58.20	0	0	0	39	578.33
F	Total (C+D+E)	472	176	2372.64	151	1843.81	159	1408.13	25	5	0	5630	25780.40
28	Nainital Bank	25	16	228.08	16	228.08	16	228.08	0	0	0	135	1226.97
29	Axis Bank	1	0	0	0	0	0	0	0	0	0	0	0
30	ICICI bank	1	0	0	0	0	0	0	0	0	0	0	0
31	HDFC Bank	1	0	0	0	0	0	0	0	0	0	0	0
32	The J & K Bank	0	0	0	0	0	0	0	0	0	0	0	0
33	Fedral Bank Ltd	0	0	0	0	0	0	0	0	0	0	0	0
34	IndusInd Bank	0	0	0	0	0	0	0	0	0	0	0	0
35	The Karnataka bank	0	0	0	0	0	0	0	0	0	0	0	0
36	The South Indian Bank Ltd	0	0	0	0	0	0	0	0	0	0	0	0
37	Standard Chartered Bank	0	0	0	0	0	0	0	0	0	0	0	0
38	Yes Bank	0	0	0	0	0	0	0	0	0	0	0	0
39	Kotak Mahinda	0	0	0	0	0	0	0	0	0	0	0	0
40	Bhartiya Mahila Bank	0	0	0	0	0	0	0	0	0	0	0	0
41	BANDHAN BANK	0	0	0	0	0	0	0	0	0	0	0	0
G	Total Private Bank	28	16	228.08	16	228.08	16	228.08	0	0	0	135	1226.97
H	Total All Bank (F+G)	500	192	2600.72	167	2071.89	175	1636.21	25	5	0	5765	27007.37

**VEERCHANDRA SINGH GARHWALI PARYATAN SWAROZGAR YOJNA
(VSGPSY)**

VEHICLE CASES

(in Lacs)

S. No.	Name of the Bank	Yearly Target	FROM 01.04.2016 TO 30.09.2016							Outstanding		Outstanding since the launch of scheme i.e 2002-03 to Sept 2016	
			Received		Loan Sactioned		Loan Disbursed		Return	<1M	>1M		
			No.	Amt.	No.	Amt.	No.	Amt.	No.	No.	No.	No.	Amt.
1	State Bank of India	54	27	291.48	20	168.73	20	168.73	7	0	0	1883	6055.48
2	Punjab National Bank	24	20	135.70	20	132.70	20	132.70	0	0	0	237	3046.94
3	Bank of Baroda	20	2	29.50	2	29.50	2	29.50	0	0	0	50	216.39
A	Total Lead Banks	98	49	456.68	42	330.93	42	330.93	7	0	0	2170	9318.81
4	Oriental Bank of Comm.	11	1	18.00	1	18.00	1	18.00	0	0	0	11	63.63
5	Union Bank of India	14	2	6.68	2	6.68	1	4.00	0	0	0	14	43.82
6	Canara Bank	8	0	0.00	0	0.00	0	0.00	0	0	0	16	115.15
7	Central Bank of India	6	0	0.00	0	0.00	0	0.00	0	0	0	7	10.20
8	Punjab & Sind Bank	5	0	0.00	0	0.00	0	0.00	0	0	0	1	9.50
9	Allahabad Bank	7	1	18.99	1	18.99	1	18.99	0	0	0	69	872.72
10	UCO Bank	5	1	10.00	1	10.00	9	53.00	0	0	0	9	53.00
11	Indian Overseas Bank	4	5	27.74	3	15.35	3	20.17	2	1	0	14	115.50
12	State Bank of Patiala	7	2	10.32	2	10.32	2	10.32	0	0	0	2	10.24
13	Bank of India	4	7	58.38	5	38.44	5	38.44	2	2	0	46	162.44
14	Syndicate Bank	4	0	0.00	0	0.00	0	0.00	0	0	0	1	20.00
15	Vijaya Bank	1	0	0.00	0	0.00	0	0.00	0	0	0	0	0.00
16	Corporation Bank	1	0	0.00	0	0.00	0	0.00	0	0	0	0	0.00
17	Andhra bank	2	0	0.00	0	0.00	0	0.00	0	0	0	0	0.00
18	Indian Bank	2	1	11.90	0	0.00	0	0.00	1	0	0	1	26.61
19	United Bank of India	0	0	0.00	0	0.00	0	0.00	0	0	0	0	0.00
20	State Bank of B & J	1	0	0.00	0	0.00	0	0.00	0	0	0	1	4.41
21	Bank of Maharashtra	1	0	0.00	0	0.00	0	0.00	0	0	0	0	0.00
22	Dena Bank	0	0	0.00	0	0.00	0	0.00	0	0	0	1	20.00
23	IDBI Bank	1	0	0.00	0	0.00	0	0.00	0	0	0	2	10.17
24	State Bank of Hyderabad	0	0	0.00	0	0.00	0	0.00	0	0	0	0	0.00
B	Total Non-Lead Banks	84	20	162.01	15	117.78	22	162.92	5	3	0	195	1537.39
C	Total N. Banks (A + B)	182	69	618.69	57	448.71	64	493.85	12	3	0	2365	10856.20
25	Uttarakhand G.B	22	16	150.48	16	137.65	10	83.79	0	0	0	260	1126.73
26	U.P. Gramin Bank	0	0	0.00	0	0.00	0	0.00	0	0	0	0	0.00
D	Total R.R.B.	22	16	150.48	16	137.65	10	83.79	0	0	0	260	1126.73
27	Co-operative Bank	29	5	33.20	5	33.20	5	33.20	0	0	0	34	491.12
E	Total Cooperative	29	5	33.20	5	33.20	5	33.20	0	0	0	34	491.12
F	Total (C+D+E)	233	90	802.37	78	619.56	79	610.84	12	3	0	2659	12474.05
28	Nainital Bank	13	8	49.76	8	49.76	8	49.76	0	0	0	73	335.90
29	Axis Bank	1	0	0.00	0	0.00	0	0.00	0	0	0	0	0.00
30	ICICI bank	1	0	0.00	0	0.00	0	0.00	0	0	0	0	0.00
31	HDFC Bank	1	0	0.00	0	0.00	0	0.00	0	0	0	0	0.00
32	The J & K Bank	0	0	0.00	0	0.00	0	0.00	0	0	0	0	0.00
33	Fedral Bank Ltd	0	0	0.00	0	0.00	0	0.00	0	0	0	0	0.00
34	IndusInd Bank	0	0	0.00	0	0.00	0	0.00	0	0	0	0	0.00
35	The Karnataka bank	0	0	0.00	0	0.00	0	0.00	0	0	0	0	0.00
36	The South Indian Bank Ltd	0	0	0.00	0	0.00	0	0.00	0	0	0	0	0.00
37	Standard Chartered Bank	0	0	0.00	0	0.00	0	0.00	0	0	0	0	0.00
38	Yes Bank	0	0	0.00	0	0.00	0	0.00	0	0	0	0	0.00
39	Kotak Mahinda	0	0	0.00	0	0.00	0	0.00	0	0	0	0	0.00
40	Bhartiya Mahila Bank	0	0	0.00	0	0.00	0	0.00	0	0	0	0	0.00
41	BANDHAN BANK	0	0	0.00	0	0.00	0	0.00	0	0	0	0	0.00
G	Total Private Bank	16	8	49.76	8	49.76	8	49.76	0	0	0	73	335.90
H	Total All Bank (F+G)	249	98	852.13	86	669.32	87	660.60	12	3	0	2732	12809.95

**VEERCHANDRA SINGH GARHWALI PARYATAN SWAROZGAR YOJNA
(VSGPSY)**

NON VEHICLE

(in Lacs)

S. No.	Name of the Bank	Yearly Target	FROM 01.04.2016 TO 30.09.2016							Pending		Outstanding since the launch of scheme i.e 2002-03 to Sept 2016	
			Received		Loan Sactioned		Loan Disbursed		Return	<1M	>1M	No.	Amt.
			No.	Amt.	No.	Amt.	No.	Amt.	No.	No.	No.	No.	Amt.
1	State Bank of India	55	22	293.83	15	150.89	16	152.39	7.00	0.00	0.00	2206.00	7500.64
2	Punjab National Bank	24	4	41.00	4	41.00	3	36.50	0.00	0.00	0.00	284.00	1177.27
3	Bank of Baroda	20	4	68.17	3	61.17	2	43.67	1.00	0.00	0.00	40.00	286.58
A	Total Lead Banks	99	30	403.00	22	253.06	21	232.56	8	0	0	2530	8964.49
4	Oriental Bank of Comm.	11	3	122.20	1	21.20	0	0.00	2.00	1.00	0.00	13.00	238.86
5	Union Bank of India	13	1	2.68	1	2.00	1	2.00	0.00	0.00	0.00	18.00	64.67
6	Canara Bank	7	0	0.00	0	0.00	0	0.00	0.00	0.00	0.00	5.00	116.51
7	Central Bank of India	7	0	0.00	0	0.00	0	0.00	0.00	0.00	0.00	0.00	0.00
8	Punjab & Sind Bank	6	0	0.00	0	0.00	0	0.00	0.00	0.00	0.00	1.00	8.75
9	Allahabad Bank	8	3	43.62	3	43.62	6	77.72	0.00	0.00	0.00	60.00	536.51
10	UCO Bank	5	0	0.00	0	0.00	0	0.00	0.00	0.00	0.00	2.00	61.00
11	Indian Overseas Bank	5	5	93.50	4	88.00	3	58.00	1.00	0.00	0.00	3.00	58.62
12	State Bank of Patiala	6	2	69.00	2	69.00	2	69.00	0.00	0.00	0.00	2.00	69.00
13	Bank of India	2	5	84.50	4	44.50	4	22.40	1.00	1.00	0.00	17.00	124.65
14	Syndicate Bank	5	3	32.50	3	32.50	3	32.50	0.00	0.00	0.00	3.00	32.50
15	Vijaya Bank	3	0	0.00	0	0.00	0	0.00	0.00	0.00	0.00	0.00	0.00
16	Corporation Bank	2	0	0.00	0	0.00	0	0.00	0.00	0.00	0.00	0.00	0.00
17	Andhra bank	1	0	0.00	0	0.00	0	0.00	0.00	0.00	0.00	0.00	0.00
18	Indian Bank	2	1	11.90	0	0.00	0	0.00	1.00	0.00	0.00	1.00	45.00
19	United Bank of India	1	0	0.00	0	0.00	0	0.00	0.00	0.00	0.00	0.00	0.00
20	State Bank of B & J	1	0	0.00	0	0.00	0	0.00	0.00	0.00	0.00	0.00	0.00
21	Bank of Maharashtra	1	0	0.00	0	0.00	0	0.00	0.00	0.00	0.00	0.00	0.00
22	Dena Bank	1	3	32.50	3	32.50	3	32.50	0.00	0.00	0.00	5.00	54.50
23	IDBI Bank	0	1	10.00	1	10.00	1	10.00	0.00	0.00	0.00	1.00	10.00
24	State Bank of Hyderabad	0	0	0.00	0	0.00	0	0.00	0.00	0.00	0.00	0.00	0.00
B	Total Non-Lead Banks	87	27	502.40	22	343.32	23	304.12	5	2	0	131	1420.57
C	Total N. Banks (A + B)	186	57	905.40	44	596.38	44	536.68	13	2	0	2661	10385.06
25	Uttarakhand G.B	21	27	639.87	27	602.87	34	235.61	0	0	0	305	2834.08
26	U.P. Gramin Bank	0	0	0.00	0	0.00	0	0.00	0	0	0	0	0.00
D	Total R.R.B.	21	27	639.87	27	602.87	34	235.61	0	0	0	305	2834.08
27	Co-operative Bank	32	2	25.00	2	25.00	2	25.00	0	0	0	5	87.21
E	Total Cooperative	32	2	25.00	2	25.00	2	25.00	0	0	0	5	87.21
F	Total (C+D+E)	239	86	1570.27	73	1224.25	80	797.29	13	2	0	2971	13306.35
28	Nainital Bank	12	8	178.32	8	178.32	8	178.32	0	0	0	62	891.07
29	Axis Bank	0	0	0.00	0	0.00	0	0.00	0	0	0	0	0.00
30	ICICI bank	0	0	0.00	0	0.00	0	0.00	0	0	0	0	0.00
31	HDFC Bank	0	0	0.00	0	0.00	0	0.00	0	0	0	0	0.00
32	The J & K Bank	0	0	0.00	0	0.00	0	0.00	0	0	0	0	0.00
33	Fedral Bank Ltd	0	0	0.00	0	0.00	0	0.00	0	0	0	0	0.00
34	IndusInd Bank	0	0	0.00	0	0.00	0	0.00	0	0	0	0	0.00
35	The Karnataka bank	0	0	0.00	0	0.00	0	0.00	0	0	0	0	0.00
36	The South Indian Bank Ltd	0	0	0.00	0	0.00	0	0.00	0	0	0	0	0.00
37	Standard Chartered Bank	0	0	0.00	0	0.00	0	0.00	0	0	0	0	0.00
38	Yes Bank	0	0	0.00	0	0.00	0	0.00	0	0	0	0	0.00
39	Kotak Mahinda	0	0	0.00	0	0.00	0	0.00	0	0	0	0	0.00
40	Bhartiya Mahila Bank	0	0	0.00	0	0.00	0	0.00	0	0	0	0	0.00
41	BANDHAN BANK	0	0	0.00	0	0.00	0	0.00	0	0	0	0	0.00
G	Total Private Bank	12	8	178.32	8	178.32	8	178.32	0	0	0	62	891.07
H	Total All Bank (F+G)	251	94	1748.59	81	1402.57	88	975.61	13	2	0	3033	14197.42

VEERCHANDRA SINGH GARHWALI PARYATAN SWAROZGAR (VSGPSY)

ACTIVITYWISE CUMULATIVE POSTION UPTO 30 SEPTEMBER 2016

ACTIVITYWISE OUTSTANDING

(in Lacs)

S. No.	Name of the Bank	Hotel/Model		Resturant / Fast Food Center		Workshop / Garrage		STD/PCO		Adventure Activity	
		A/cs	Amt.	A/cs	Amt.	A/cs	Amt.	A/cs	Amt.	A/cs	Amt.
1	State Bank of India	569	1710.49	73	402.82	16	31.35	5	3.45	0	0.00
2	Punjab National Bank	38	400.29	25	103.55	5	20.43	2	1.42	0	0.00
3	Bank of Baroda	24	262.78	9	28.43	0	0.00	0	0.00	1	2.00
A	Total Lead Banks	631	2373.56	107	534.80	21	51.78	7	4.87	1	2.00
4	Oriental Bank of Comm.	7	158.64	4	71.50	1	4.53	0	0.00	1	4.19
5	Union Bank of India	1	1.00	18	64.78	0	0.00	0	0.00	0	0.00
6	Canara Bank	4	112.07	0	0.00	0	0.00	0	0.00	0	0.00
7	Central Bank of India	0	0.00	0	0.00	0	0.00	0	0.00	0	0.00
8	Punjab & Sind Bank	0	0.00	1	8.75	0	0.00	0	0.00	0	0.00
9	Allahabad Bank	2	28.95	50	301.23	0	0.00	0	0.00	0	0.00
10	UCO Bank	0	0.00	1	35.00	0	0.00	0	0.00	0	0.00
11	Indian Overseas Bank	2	53.00	0	0.00	0	0.00	0	0.00	0	0.00
12	State Bank of Patiala	2	69.00	0	0.00	0	0.00	0	0.00	0	0.00
13	Bank of India	1	14.00	5	24.59	2	16.00	0	0.00	0	0.00
14	Syndicate Bank	0	0.00	1	22.00	0	0.00	0	0.00	0	0.00
15	Vijaya Bank	0	0.00	0	0.00	0	0.00	0	0.00	0	0.00
16	Corporation Bank	0	0.00	0	0.00	0	0.00	0	0.00	0	0.00
17	Andhra bank	0	0.00	0	0.00	0	0.00	0	0.00	0	0.00
18	Indian Bank	0	0.00	0	0.00	0	0.00	0	0.00	0	0.00
19	United Bank of India	0	0.00	0	0.00	0	0.00	0	0.00	0	0.00
20	State Bank of B & J	0	0.00	0	0.00	0	0.00	0	0.00	0	0.00
21	Bank of Maharashtra	0	0.00	0	0.00	0	0.00	0	0.00	0	0.00
22	Dena Bank	0	0.00	0	0.00	0	0.00	0	0.00	0	0.00
23	IDBI Bank	0	0.00	0	0.00	1	10.00	0	0.00	0	0.00
24	State Bank of Hyderabad	0	0.00	0	0.00	0	0.00	0	0.00	0	0.00
B	Total Non-Lead Banks	19	436.66	80	527.85	4	30.53	0	0.00	1	4.19
C	Total N. Banks (A + B)	650	2810.22	187	1062.65	25	82.31	7	4.87	2	6.19
25	Uttarakhand G.B	33	919.23	43	625.37	57	406.79	10	24.03	28	266.16
26	U.P. Gramin Bank	0	0.00	0	0.00	0	0.00	0	0.00	0	0.00
D	Total R.R.B.	33	919.23	43	625.37	57	406.79	10	24.03	28	266.16
27	Co-operative Bank	5	22.24	0	0.00	0	0.00	0	0.00	0	0.00
E	Total Cooperative	5	22.24	0	0.00	0	0.00	0	0.00	0	0.00
F	Total (C+D+E)	688	3751.69	230	1688.02	82	489.10	17	28.90	30	272.35
28	Nainital Bank	60	780.16	0	0.00	0	0.00	0	0.00	0	0.00
29	Axis Bank	0	0.00	0	0.00	0	0.00	0	0.00	0	0.00
30	ICICI bank	0	0.00	0	0.00	0	0.00	0	0.00	0	0.00
31	HDFC Bank	0	0.00	0	0.00	0	0.00	0	0.00	0	0.00
32	The J & K Bank	0	0.00	0	0.00	0	0.00	0	0.00	0	0.00
33	Fedral Bank Ltd	0	0.00	0	0.00	0	0.00	0	0.00	0	0.00
34	IndusInd Bank	0	0.00	0	0.00	0	0.00	0	0.00	0	0.00
35	The Karnataka bank	0	0.00	0	0.00	0	0.00	0	0.00	0	0.00
36	The South Indian Bank Ltd	0	0.00	0	0.00	0	0.00	0	0.00	0	0.00
37	Standard Chartered Bank	0	0.00	0	0.00	0	0.00	0	0.00	0	0.00
38	Yes Bank	0	0.00	0	0.00	0	0.00	0	0.00	0	0.00
39	Kotak Mahinda	0	0.00	0	0.00	0	0.00	0	0.00	0	0.00
40	Bhartiya Mahila Bank	0	0.00	0	0.00	0	0.00	0	0.00	0	0.00
41	BANDHAN BANK	0	0.00	0	0.00	0	0.00	0	0.00	0	0.00
G	Total Private Bank	60	780.16	0	0.00	0	0.00	0	0.00	0	0.00
H	Total All Bank (F+G)	748	4531.85	230	1688.02	82	489.10	17	28.90	30	272.35

(in Lacs)

S. No.	Name of the Bank	Yoga Kendra		Tentage Accomodation		Souvenir Shop		Vehicles		Total	
		A/cs	Amt.	A/cs	Amt.	A/cs	Amt.	A/cs	Amt.	A/cs	Amt.
1	State Bank of India	0	0.00	1	2.00	4	6.00	1568	5284.23	2236	7440.34
2	Punjab National Bank	0	0.00	0	0.00	0	0.00	497	5375.77	567	5901.46
3	Bank of Baroda	0	0.00	0	0.00	0	0.00	50	216.35	84	509.56
A	Total Lead Banks	0	0.00	1	2.00	4	6.00	2115	10876.35	2887	13851.36
4	Oriental Bank of Comm.	0	0.00	0	0.00	0	0.00	11	63.63	24	302.49
5	Union Bank of India	0	0.00	0	0.00	0	0.00	13	42.82	32	108.60
6	Canara Bank	0	0.00	0	0.00	0	0.00	9	76.31	13	188.38
7	Central Bank of India	0	0.00	0	0.00	0	0.00	7	9.60	7	9.60
8	Punjab & Sind Bank	0	0.00	0	0.00	0	0.00	1	9.50	2	18.25
9	Allahabad Bank	0	0.00	0	0.00	0	0.00	75	885.13	127	1215.31
10	UCO Bank	0	0.00	0	0.00	0	0.00	5	57.00	6	92.00
11	Indian Overseas Bank	0	0.00	0	0.00	0	0.00	14	64.00	16	117.00
12	State Bank of Patiala	0	0.00	0	0.00	0	0.00	0	0.00	2	69.00
13	Bank of India	0	0.00	1	42.06	0	0.00	11	57.00	20	153.65
14	Syndicate Bank	0	0.00	0	0.00	0	0.00	10	49.92	11	71.92
15	Vijaya Bank	0	0.00	0	0.00	0	0.00	0	0.00	0	0.00
16	Corporation Bank	0	0.00	0	0.00	0	0.00	0	0.00	0	0.00
17	Andhra bank	0	0.00	0	0.00	0	0.00	0	0.00	0	0.00
18	Indian Bank	0	0.00	2	71.61	0	0.00	0	0.00	2	71.61
19	United Bank of India	0	0.00	0	0.00	0	0.00	0	0.00	0	0.00
20	State Bank of B & J	0	0.00	0	0.00	0	0.00	1	4.41	1	4.41
21	Bank of Maharashtra	0	0.00	0	0.00	0	0.00	0	0.00	0	0.00
22	Dena Bank	0	0.00	0	0.00	0	0.00	0	0.00	0	0.00
23	IDBI Bank	0	0.00	0	0.00	0	0.00	2	10.17	3	20.17
24	State Bank of Hyderabad	0	0.00	0	0.00	0	0.00	0	0.00	0	0.00
B	Total Non-Lead Banks	0	0.00	3	113.67	0	0.00	159	1329.49	266	2442.39
C	Total N. Banks (A + B)	0	0.00	4	115.67	4	6.00	2274	12205.84	3153	16293.75
25	Uttarakhand G.B	6	10.30	15	41.92	39	132.07	247	1037.77	478	3463.64
26	U.P. Gramin Bank	0	0.00	0	0.00	0	0.00	0	0.00	0	0.00
D	Total R.R.B.	6	10.30	15	41.92	39	132.07	247	1037.77	478	3463.64
27	Co-operative Bank	0	0.00	0	0.00	0	0.00	9	468.88	14	491.12
E	Total Cooperative	0	0.00	0	0.00	0	0.00	9	468.88	14	491.12
F	Total (C+D+E)	6	10.30	19	157.59	43	138.07	2530	13712.49	3645	20248.51
28	Nainital Bank	0	0.00	0	0.00	0	0.00	71	330.46	131	1110.62
29	Axis Bank	0	0.00	0	0.00	0	0.00	0	0.00	0	0.00
30	ICICI bank	0	0.00	0	0.00	0	0.00	0	0.00	0	0.00
31	HDFC Bank	0	0.00	0	0.00	0	0.00	0	0.00	0	0.00
32	The J & K Bank	0	0.00	0	0.00	0	0.00	0	0.00	0	0.00
33	Fedral Bank Ltd	0	0.00	0	0.00	0	0.00	0	0.00	0	0.00
34	IndusInd Bank	0	0.00	0	0.00	0	0.00	0	0.00	0	0.00
35	The Karnataka bank	0	0.00	0	0.00	0	0.00	0	0.00	0	0.00
36	The South Indian Bank Ltd	0	0.00	0	0.00	0	0.00	0	0.00	0	0.00
37	Standard Chartered Bank	0	0.00	0	0.00	0	0.00	0	0.00	0	0.00
38	Yes Bank	0	0.00	0	0.00	0	0.00	0	0.00	0	0.00
39	Kotak Mahinda	0	0.00	0	0.00	0	0.00	0	0.00	0	0.00
40	Bhartiya Mahila Bank	0	0.00	0	0.00	0	0.00	0	0.00	0	0.00
41	BANDHAN BANK	0	0.00	0	0.00	0	0.00	0	0.00	0	0.00
G	Total Private Bank	0	0.00	0	0.00	0	0.00	71	330.46	131	1110.62
H	Total All Bank (F+G)	6	10.30	19	157.59	43	138.07	2601	14042.95	3776	21359.13

MGNREGA

PROGRESS AS ON 30 SEPTEMBER 2016

(in Lacs)

S. No.	Name of the Bank	Benefits/Payments through Banking System		Cumulative since inception	
				A/cs	Amount
1	State Bank of India	3683	1731.72	18119	5187.02
2	Punjab National Bank	7708	502.75	32697	3186.59
3	Bank of Baroda	2528	61.71	19362	1851.28
A	Total Lead Banks	13919	2296.18	70178	10224.89
4	Oriental Bank of Comm.	0	0.00	0	0.00
5	Union Bank of India	0	0.00	0	0.00
6	Canara Bank	13	0.01	0	0.00
7	Central Bank of India	0	0.00	0	0.00
8	Punjab & Sind Bank	0	0.00	0	0.00
9	Allahabad Bank	1445	16.51	60987	1099.21
10	UCO Bank	0	0.00	0	0.00
11	Indian Overseas Bank	100	1.68	1472	18.44
12	State Bank of Patiala	0	0.00	0	0.00
13	Bank of India	86	3.75	86	3.75
14	Syndicate Bank	572	30.95	1847	50.70
15	Vijaya Bank	0	0.00	0	0.00
16	Corporation Bank	0	0.00	0	0.00
17	Andhra bank	0	0.00	0	0.00
18	Indian Bank	0	0.00	0	0.00
19	United Bank of India	0	0.00	0	0.00
20	State Bank of B & J	0	0.00	0	0.00
21	Bank of Maharashtra	0	0.00	0	0.00
22	Dena Bank	0	0.00	0	0.00
23	IDBI Bank	0	0.00	0	0.00
24	State Bank of Hyderabad	0	0.00	0	0.00
B	Total Non-Lead Banks	2216	52.90	64392	1172.10
C	Total N. Banks (A + B)	16135	2349.07	134570	11396.99
25	Uttarakhand G.B	150	2.70	42459	429.11
26	U.P. Gramin Bank	98	9.80	98	9.80
D	Total R.R.B.	248	12.50	42557	438.91
27	Co-operative Bank	0	0.00	0	0.00
E	Total Cooperative	0	0.00	0	0.00
F	Total (C+D+E)	16383	2361.57	177127	11835.90
28	Nainital Bank	0	0.00	0	0.00
29	Axis Bank	0	0.00	0	0.00
30	ICICI bank	0	0.00	0	0.00
31	HDFC Bank	0	0.00	0	0.00
32	The J & K Bank	0	0.00	0	0.00
33	Fedral Bank Ltd	0	0.00	0	0.00
34	IndusInd Bank	0	0.00	0	0.00
35	The Karnataka bank	0	0.00	0	0.00
36	The South Indian Bank Ltd	0	0.00	0	0.00
37	Standard Chartered Bank	0	0.00	0	0.00
38	Yes Bank	0	0.00	0	0.00
39	Kotak Mahinda	0	0.00	0	0.00
40	Bhartiya Mahila Bank	0	0.00	0	0.00
41	BANDHAN BANK	0	0.00	0	0.00
G	Total Private Bank	0	0.00	0	0.00
H	Total All Bank (F+G)	16383	2361.57	177127	11835.90

JOINT LIABILITY GROUP

(in Lacs)

S. No.	Name of the Bank	Application Received	Sanctioned		Disbursed		Outstanding as on Sept. 2016	
		No.	No.	Amt.	No.	Amt.	No.	Amt.
1	State Bank of India	0	0	0.00	0	0.00	574	556.72
2	Punjab National Bank	76	59	193.91	57	112.54	357	540.95
3	Bank of Baroda	16	5	13.00	5	13.00	619	129.41
A	Total Lead Banks	92	64	206.91	62	125.54	1550	1227.08
4	Oriental Bank of Comm.	0	0	0.00	0	0.00	8	12.75
5	Union Bank of India	0	0	0.00	0	0.00	151	221.07
6	Canara Bank	0	0	0.00	0	0.00	166	391.56
7	Central Bank of India	0	0	0.00	0	0.00	9	2.39
8	Punjab & Sind Bank	0	0	0.00	0	0.00	0	0.00
9	Allahabad Bank	0	0	0.00	13	8.52	184	154.64
10	UCO Bank	54	54	30.20	54	24.32	99	162.80
11	Indian Overseas Bank	15	15	9.50	15	9.50	15	9.12
12	State Bank of Patiala	25	25	9.10	25	9.10	25	7.06
13	Bank of India	17	15	16.00	13	15.00	33	36.26
14	Syndicate Bank	0	0	0.00	0	0.00	2	2.15
15	Vijaya Bank	0	0	0.00	0	0.00	0	0.00
16	Corporation Bank	0	0	0.00	0	0.00	0	0.00
17	Andhra bank	0	0	0.00	0	0.00	0	0.00
18	Indian Bank	0	0	0.00	0	0.00	0	0.00
19	United Bank of India	1	0	0.00	0	0.00	0	0.00
20	State Bank of B & J	0	0	0.00	0	0.00	0	0.00
21	Bank of Maharashtra	0	0	0.00	0	0.00	0	0.00
22	Dena Bank	0	0	0.00	0	0.00	0	0.00
23	IDBI Bank	73	74	47.29	73	47.21	557	279.97
24	State Bank of Hyderabad	0	0	0.00	0	0.00	0	0.00
B	Total Non-Lead Banks	185	183	112.09	193	113.65	1249	1279.77
C	Total N. Banks (A + B)	277	247	319.00	255	239.19	2799	2506.85
25	Uttarakhand G.B	223	175	146.46	229	138.53	3231	2017.82
26	U.P. Gramin Bank	12	12	25.50	12	25.50	51	35.90
D	Total R.R.B.	235	187	171.96	241	164.03	3282	2053.72
27	Co-operative Bank	92	77	210.44	77	210.44	560	400.87
E	Total Cooperative	92	77	210.44	77	210.44	560	400.87
F	Total (C+D+E)	604	511	701.40	573	613.66	6641	4961.44
28	Nainital Bank	0	0	0.00	0	0.00	0	0.00
29	Axis Bank	0	0	0.00	0	0.00	0	0.00
30	ICICI bank	0	0	0.00	0	0.00	0	0.00
31	HDFC Bank	556	1117	2028.80	1117	2028.80	13037	6033.35
32	The J & K Bank	0	0	0.00	0	0.00	0	0.00
33	Fedral Bank Ltd	0	0	0.00	0	0.00	0	0.00
34	IndusInd Bank	0	0	0.00	0	0.00	0	0.00
35	The Karnataka bank	0	0	0.00	0	0.00	0	0.00
36	The South Indian Bank Ltd	0	0	0.00	0	0.00	0	0.00
37	Standard Chartered Bank	0	0	0.00	0	0.00	0	0.00
38	Yes Bank	0	0	0.00	0	0.00	0	0.00
39	Kotak Mahinda	0	0	0.00	0	0.00	0	0.00
40	Bhartiya Mahila Bank	0	0	0.00	0	0.00	0	0.00
41	BANDHAN BANK	0	0	0.00	0	0.00	0	0.00
G	Total Private Bank	556	1117	2028.80	1117	2028.80	13037	6033.35
H	Total All Bank (F+G)	1160	1628	2730.20	1690	2642.46	19678	10994.79

D.I.R ADVANCES

FROM 01.04.2016 TO 30.09.2016

(in Lacs)

S. No.	Name of the Bank	Application Received		Amount Disbursed during the quarter		Amount Disbursed upto the quarter		Total Outstanding as on 30.09.2016	
		No.	Amt.	No.	Amt.	No.	Amt.	No.	Amt.
1	State Bank of India	86	15.13	79	15.15	131	22.31	1399	5854.60
2	Punjab National Bank	181	21.40	113	13.15	373	61.81	1086	164.27
3	Bank of Baroda	205	29.42	205	29.42	205	32.12	1239	136.50
A	Total Lead Banks	472	65.95	397	57.72	709	116.24	3724	6155.37
4	Oriental Bank of Comm.	0	0.00	0	0.00	0	0.00	28	2.43
5	Union Bank of India	10	36.16	10	9.16	10	9.16	375	87.06
6	Canara Bank	147	22.14	147	22.14	255	36.05	1582	147.12
7	Central Bank of India	0	0.00	0	0.00	0	0.00	8	26.00
8	Punjab & Sind Bank	0	0.00	0	0.00	0	0.00	0	0.00
9	Allahabad Bank	1	0.15	1	0.15	1	0.15	78	10.60
10	UCO Bank	1	0.25	1	0.25	1	0.25	27	6.41
11	Indian Overseas Bank	19	3.60	16	2.97	16	2.97	167	29.07
12	State Bank of Patiala	0	0.00	0	0.00	0	0.00	12	1.20
13	Bank of India	0	0.00	0	0.00	0	0.00	0	0.00
14	Syndicate Bank	0	0.00	0	0.00	0	0.00	0	0.00
15	Vijaya Bank	3	0.41	3	0.41	3	0.41	4	28.00
16	Corporation Bank	1	0.15	1	0.15	11	2.76	44	4.00
17	Andhra bank	1	2.50	1	2.50	0	0.00	2	3.00
18	Indian Bank	7	1.05	7	1.04	7	1.04	10	1.00
19	United Bank of India	0	0.00	0	0.00	0	0.00	0	0.00
20	State Bank of B & J	3	0.30	3	0.30	4	0.55	39	8.00
21	Bank of Maharashtra	0	0.00	0	0.00	0	0.00	8	91.00
22	Dena Bank	4	0.20	4	0.20	4	0.20	43	37.00
23	IDBI Bank	1	0.15	1	0.02	1	0.02	53	28.40
24	State Bank of Hyderabad	3	25.00	3	25.00	9	125.00	16	105.00
B	Total Non-Lead Banks	201	92.06	198	64.29	322	178.56	2496	615.29
C	Total N. Banks (A + B)	673	158.01	595	122.01	1031	294.80	6220	6770.66
25	Uttarakhand G.B	0	0.00	0	0.00	0	0.00	0	0.00
26	U.P. Gramin Bank	0	0.00	0	0.00	0	0.00	0	0.00
D	Total R.R.B.	0	0.00	0	0.00	0	0.00	0	0.00
27	Co-operative Bank	0	0.00	0	0.00	0	0.00	0	0.00
E	Total Cooperative	0	0.00	0	0.00	0	0.00	0	0.00
F	Total (C+D+E)	673	158.01	595	122.01	1031	294.80	6220	6770.66
28	Nainital Bank	4	0.60	4	0.60	4	0.60	2315	225.10
29	Axis Bank	0	0.00	0	0.00	0	0.00	0	0.00
30	ICICI bank	0	0.00	0	0.00	0	0.00	0	0.00
31	HDFC Bank	0	0.00	0	0.00	0	0.00	0	0.00
32	The J & K Bank	14	1.60	14	1.60	14	1.60	10	1.00
33	Fedral Bank Ltd	10	60.00	8	45.00	8	45.00	0	0.00
34	IndusInd Bank	0	0.00	0	0.00	0	0.00	0	0.00
35	The Karnataka bank	0	0.00	0	0.00	0	0.00	0	0.00
36	The South Indian Bank Ltd	0	0.00	0	0.00	0	0.00	0	0.00
37	Standard Chartered Bank	0	0.00	0	0.00	0	0.00	0	0.00
38	Yes Bank	0	0.00	0	0.00	0	0.00	0	0.00
39	Kotak Mahinda	0	0.00	0	0.00	0	0.00	0	0.00
40	Bhartiya Mahila Bank	0	0.00	0	0.00	0	0.00	0	0.00
41	BANDHAN BANK	0	0.00	0	0.00	0	0.00	0	0.00
G	Total Private Bank	28	62.20	26	47.20	26	47.20	2325	226.10
H	Total All Bank (F+G)	701	220.21	621	169.21	1057	342.00	8545	6996.76

ADVANCE TO HANDLOOM WEAVER UPTO Rs. 50000/- PER MEMBER

FROM 01.04.2016 TO 30.09.2016

(in Lacs)

S. No.	Name of the Bank	Target	Receivied		Sanctioned		Disbursed		Outstanding since the launch of scheme i.e 2002-02 to 30.09.2016	
			No.	No.	Amt.	No.	Amt.	No.	Amt.	
1	State Bank of India	0	23	23	47.10	23	47.10	279	237.33	
2	Punjab National Bank	0	0	0	0.00	0	0.00	178	139.18	
3	Bank of Baroda	0	0	0	0.00	0	0.00	13	11.90	
A	Total Lead Banks	0	23	23	47.10	23	47.10	470	388.41	
4	Oriental Bank of Comm.	0	0	0	0.00	0	0.00	23	8.59	
5	Union Bank of India	0	7	7	2.65	7	2.65	178	66.83	
6	Canara Bank	0	0	0	0.00	0	0.00	3	2.00	
7	Central Bank of India	0	12	10	5.80	10	4.50	22	6.86	
8	Punjab & Sind Bank	0	0	0	0.00	0	0.00	0	0.00	
9	Allahabad Bank	0	0	0	0.00	0	0.00	1	1.40	
10	UCO Bank	0	0	0	0.00	0	0.00	0	0.00	
11	Indian Overseas Bank	0	0	0	0.00	0	0.00	0	0.00	
12	State Bank of Patiala	0	0	0	0.00	0	0.00	0	0.00	
13	Bank of India	0	0	0	0.00	0	0.00	0	0.00	
14	Syndicate Bank	0	0	0	0.00	0	0.00	7	11.00	
15	Vijaya Bank	0	0	0	0.00	0	0.00	0	0.00	
16	Corporation Bank	0	0	0	0.00	0	0.00	0	0.00	
17	Andhra bank	0	0	0	0.00	0	0.00	0	0.00	
18	Indian Bank	0	0	0	0.00	0	0.00	0	0.00	
19	United Bank of India	0	0	0	0.00	0	0.00	0	0.00	
20	State Bank of B & J	0	0	0	0.00	0	0.00	0	0.00	
21	Bank of Maharashtra	0	0	0	0.00	0	0.00	0	0.00	
22	Dena Bank	0	0	0	0.00	0	0.00	0	0.00	
23	IDBI Bank	0	0	0	0.00	0	0.00	0	0.00	
24	State Bank of Hyderabad	0	0	0	0.00	0	0.00	0	0.00	
B	Total Non-Lead Banks	0	19	17	8.45	17	7.15	234	96.68	
C	Total N. Banks (A + B)	0	42	40	55.55	40	54.25	704	485.09	
25	Uttarakhand G.B	0	14	14	9.40	14	10.40	145	88.51	
26	U.P. Gramin Bank	0	0	0	0.00	0	0.00	0	0.00	
D	Total R.R.B.	0	14	14	9.40	14	10.40	145	88.51	
27	Co-operative Bank	0	0	0	0.00	0	0.00	0	0.00	
E	Total Cooperative	0	0	0	0.00	0	0.00	0	0.00	
F	Total (C+D+E)	0	56	54	64.95	54	64.65	849	573.60	
28	Nainital Bank	0	0	0	0.00	0	0.00	0	0.00	
29	Axis Bank	0	0	0	0.00	0	0.00	0	0.00	
30	ICICI bank	0	0	0	0.00	0	0.00	0	0.00	
31	HDFC Bank	0	0	0	0.00	0	0.00	0	0.00	
32	The J & K Bank	0	0	0	0.00	0	0.00	0	0.00	
33	Fedral Bank Ltd	0	0	0	0.00	0	0.00	0	0.00	
34	IndusInd Bank	0	0	0	0.00	0	0.00	0	0.00	
35	The Karnataka bank	0	0	0	0.00	0	0.00	0	0.00	
36	The South Indian Bank Ltd	0	0	0	0.00	0	0.00	0	0.00	
37	Standard Chartered Bank	0	0	0	0.00	0	0.00	0	0.00	
38	Yes Bank	0	0	0	0.00	0	0.00	0	0.00	
39	Kotak Mahinda	0	0	0	0.00	0	0.00	0	0.00	
40	Bhartiya Mahila Bank	0	0	0	0.00	0	0.00	0	0.00	
41	BANDHAN BANK	0	0	0	0.00	0	0.00	0	0.00	
G	Total Private Bank	0	0	0	0.00	0	0.00	0	0.00	
H	Total All Bank (F+G)	0	56	54	64.95	54	64.65	849	573.60	

SPECIAL COMPONENT PLAN

FROM 01.04.2016 TO 30.09.2016

(in Lacs)

S. No.	Name of the Bank	Target	Received No.	Sanctioned		Disbursed		Returned No.	Pending	
				No.	Amt.	No.	Amt.		<1M No.	>1M No.
1	State Bank of India	375	77	74	137.29	74	137.29	3	0	0
2	Punjab National Bank	249	130	129	27.80	129	60.70	1	0	0
3	Bank of Baroda	97	0	0	0.00	0	0.00	0	0	0
A	Total Lead Banks	721	207	203	165.09	203	197.99	4	0	0
4	Oriental Bank of Comm.	65	8	4	3.90	4	3.90	4	1	0
5	Union Bank of India	69	8	8	10.70	8	10.70	0	0	0
6	Canara Bank	44	0	0	0.00	0	0.00	0	0	0
7	Central Bank of India	25	5	5	5.00	5	5.00	0	0	0
8	Punjab & Sind Bank	31	0	0	0.00	0	0.00	0	0	0
9	Allahabad Bank	47	9	9	17.10	6	16.00	0	0	0
10	UCO Bank	24	13	9	45.05	9	45.05	4	0	0
11	Indian Overseas Bank	37	95	74	132.82	54	95.09	21	0	0
12	State Bank of Patiala	17	0	0	0.00	0	0.00	0	0	0
13	Bank of India	31	43	38	47.75	43	46.10	5	0	0
14	Syndicate Bank	15	10	10	22.99	9	20.54	0	0	0
15	Vijaya Bank	3	0	0	0.00	0	0.00	0	0	0
16	Corporation Bank	8	0	0	0.00	0	0.00	0	0	0
17	Andhra bank	2	3	0	0.00	0	0.00	3	0	0
18	Indian Bank	9	13	13	6.50	13	6.50	0	0	0
19	United Bank of India	1	0	0	0.00	0	0.00	0	0	0
20	State Bank of B & J	0	3	3	1.03	3	1.03	0	0	0
21	Bank of Maharashtra	0	2	2	3.80	0	0.00	0	0	0
22	Dena Bank	1	24	19	57.00	19	57.00	5	0	0
23	IDBI Bank	17	3	3	3.40	4	3.43	0	0	0
24	State Bank of Hyderabad	0	0	0	0.00	0	0.00	0	0	0
B	Total Non-Lead Banks	446	239	197	357.04	177	310.34	42	1	0
C	Total N. Banks (A + B)	1167	446	400	522.13	380	508.33	46	1	0
25	Uttarakhand G.B	226	33	33	12.26	33	11.93	0	0	0
26	U.P. Gramin Bank	0	0	0	0.00	0	0.00	0	0	0
D	Total R.R.B.	226	33	33	12.26	33	11.93	0	0	0
27	Co-operative Bank	468	17	17	8.55	17	8.55	0	0	0
E	Total Cooperative	468	17	17	8.55	17	8.55	0	0	0
F	Total (C+D+E)	1861	496	450	542.94	430	528.81	46	1	0
28	Nainital Bank	52	0	0	0.00	0	0.00	0	0	0
29	Axis Bank	0	0	0	0.00	0	0.00	0	0	0
30	ICICI bank	0	0	0	0.00	0	0.00	0	0	0
31	HDFC Bank	0	0	0	0.00	0	0.00	0	0	0
32	The J & K Bank	0	0	0	0.00	0	0.00	0	0	0
33	Fedral Bank Ltd	0	0	0	0.00	0	0.00	0	0	0
34	IndusInd Bank	0	0	0	0.00	0	0.00	0	0	0
35	The Karnataka bank	0	2	2	4.00	1	1.00	0	0	0
36	The South Indian Bank Ltd	0	0	0	0.00	0	0.00	0	0	0
37	Standard Chartered Bank	0	0	0	0.00	0	0.00	0	0	0
38	Yes Bank	0	0	0	0.00	0	0.00	0	0	0
39	Kotak Mahinda	0	0	0	0.00	3	6.36	0	0	0
40	Bhartiya Mahila Bank	0	0	0	0.00	0	0.00	0	0	0
41	BANDHAN BANK	0	0	0	0.00	0	0.00	0	0	0
G	Total Private Bank	52	2	2	4.00	4	7.36	0	0	0
H	Total All Bank (F+G)	1913	498	452	546.94	434	536.17	46	1	0

SCHEDULE CASTE

FROM 01.04.2016 TO 30.09.2016

(in Lacs)

S. No.	Name of the Bank	Target	Received	Sanctioned		Disbursed		Returned	Pending	
				No.	Amt.	No.	Amt.		No.	<1M
1	State Bank of India	309	44	41	64.92	41	64.92	3	0	0
2	Punjab National Bank	204	118	117	22.20	117	56.20	1	0	0
3	Bank of Baroda	76	0	0	0.00	0	0.00	0	0	0
A	Total Lead Banks	589	162	158	87.12	158	121.12	4	0	0
4	Oriental Bank of Comm.	47	6	3	3.40	3	3.40	3	0	0
5	Union Bank of India	57	4	4	5.20	4	5.20	0	0	0
6	Canara Bank	39	0	0	0.00	0	0.00	0	0	0
7	Central Bank of India	21	4	4	4.50	4	4.50	0	0	0
8	Punjab & Sind Bank	25	0	0	0.00	0	0.00	0	0	0
9	Allahabad Bank	39	3	3	1.10	0	0.00	0	0	0
10	UCO Bank	20	6	3	15.50	3	15.50	3	0	0
11	Indian Overseas Bank	36	39	35	52.68	27	42.45	4	0	0
12	State Bank of Patiala	10	0	0	0.00	0	0.00	0	0	0
13	Bank of India	31	21	16	19.30	17	16.25	5	0	0
14	Syndicate Bank	11	8	8	11.17	8	11.17	0	0	0
15	Vijaya Bank	3	0	0	0.00	0	0.00	0	0	0
16	Corporation Bank	8	0	0	0.00	0	0.00	0	0	0
17	Andhra bank	2	2	0	0.00	0	0.00	2	0	0
18	Indian Bank	5	8	8	4.00	8	4.00	0	0	0
19	United Bank of India	1	0	0	0.00	0	0.00	0	0	0
20	State Bank of B & J	0	3	3	1.03	3	1.03	0	0	0
21	Bank of Maharashtra	0	0	0	0.00	0	0.00	0	0	0
22	Dena Bank	1	5	4	12.00	4	12.00	1	0	0
23	IDBI Bank	17	2	2	3.00	2	3.00	0	0	0
24	State Bank of Hyderabad	0	0	0	0.00	0	0.00	0	0	0
B	Total Non-Lead Banks	373	111	93	132.88	83	118.50	18	0	0
C	Total N. Banks (A + B)	962	273	251	220.00	241	239.62	22	0	0
25	Uttarakhand G.B	213	24	24	8.76	24	8.43	0	0	0
26	U.P. Gramin Bank	0	0	0	0.00	0	0.00	0	0	0
D	Total R.R.B.	213	24	24	8.76	24	8.43	0	0	0
27	Co-operative Bank	373	0	0	0.00	0	0.00	0	0	0
E	Total Cooperative	373	0	0	0.00	0	0.00	0	0	0
F	Total (C+D+E)	1548	297	275	228.76	265	248.05	22	0	0
28	Nainital Bank	40	0	0	0.00	0	0.00	0	0	0
29	Axis Bank	0	0	0	0.00	0	0.00	0	0	0
30	ICICI bank	0	0	0	0.00	0	0.00	0	0	0
31	HDFC Bank	0	0	0	0.00	0	0.00	0	0	0
32	The J & K Bank	0	0	0	0.00	0	0.00	0	0	0
33	Fedral Bank Ltd	0	0	0	0.00	0	0.00	0	0	0
34	IndusInd Bank	0	0	0	0.00	0	0.00	0	0	0
35	The Karnataka bank	0	1	1	1.00	1	1.00	0	0	0
36	The South Indian Bank Ltd	0	0	0	0.00	0	0.00	0	0	0
37	Standard Chartered Bank	0	0	0	0.00	0	0.00	0	0	0
38	Yes Bank	0	0	0	0.00	0	0.00	0	0	0
39	Kotak Mahinda	0	0	0	0.00	1	1.84	0	0	0
40	Bhartiya Mahila Bank	0	0	0	0.00	0	0.00	0	0	0
41	BANDHAN BANK	0	0	0	0.00	0	0.00	0	0	0
G	Total Private Bank	40	1	1	1.00	2	2.84	0	0	0
H	Total All Bank (F+G)	1588	298	276	229.76	267	250.89	22	0	0

SCHEDULE TRIBE

FROM 01.04.2016 TO 30.09.2016

(in Lacs)

S. No.	Name of the Bank	Target	Received	Sanctioned		Disbursed		Returned	Pending	
				No.	Amt.	No.	Amt.		No.	No.
1	State Bank of India	12	21	21	43.80	21	43.80	0	0	0
2	Punjab National Bank	11	11	11	4.40	11	3.30	0	0	0
3	Bank of Baroda	6	0	0	0.00	0	0.00	0	0	0
A	Total Lead Banks	29	32	32	48.20	32	47.10	0	0	0
4	Oriental Bank of Comm.	0	0	0	0.00	0	0.00	0	0	0
5	Union Bank of India	0	1	1	1.50	1	1.50	0	0	0
6	Canara Bank	0	0	0	0.00	0	0.00	0	0	0
7	Central Bank of India	0	0	0	0.00	0	0.00	0	0	0
8	Punjab & Sind Bank	2	0	0	0.00	0	0.00	0	0	0
9	Allahabad Bank	4	0	0	0.00	0	0.00	0	0	0
10	UCO Bank	0	1	1	0.50	1	0.50	0	0	0
11	Indian Overseas Bank	1	0	0	0.00	0	0.00	0	0	0
12	State Bank of Patiala	0	0	0	0.00	0	0.00	0	0	0
13	Bank of India	0	10	10	8.50	10	8.50	0	0	0
14	Syndicate Bank	0	0	0	0.00	0	0.00	0	0	0
15	Vijaya Bank	0	0	0	0.00	0	0.00	0	0	0
16	Corporation Bank	0	0	0	0.00	0	0.00	0	0	0
17	Andhra bank	0	0	0	0.00	0	0.00	0	0	0
18	Indian Bank	0	1	1	0.50	1	0.50	0	0	0
19	United Bank of India	0	0	0	0.00	0	0.00	0	0	0
20	State Bank of B & J	0	0	0	0.00	0	0.00	0	0	0
21	Bank of Maharashtra	0	0	0	0.00	0	0.00	0	0	0
22	Dena Bank	0	0	0	0.00	0	0.00	0	0	0
23	IDBI Bank	0	0	0	0.00	0	0.00	0	0	0
24	State Bank of Hyderabad	0	0	0	0.00	0	0.00	0	0	0
B	Total Non-Lead Banks	7	13	13	11.00	13	11.00	0	0	0
C	Total N. Banks (A + B)	36	45	45	59.20	45	58.10	0	0	0
25	Uttarakhand G.B	9	5	5	1.75	5	1.75	0	0	0
26	U.P. Gramin Bank	0	0	0	0.00	0	0.00	0	0	0
D	Total R.R.B.	9	5	5	1.75	5	1.75	0	0	0
27	Co-operative Bank	53	0	0	0.00	0	0.00	0	0	0
E	Total Cooperative	53	0	0	0.00	0	0.00	0	0	0
F	Total (C+D+E)	98	50	50	60.95	50	59.85	0	0	0
28	Nainital Bank	2	0	0	0.00	0	0.00	0	0	0
29	Axis Bank	0	0	0	0.00	0	0.00	0	0	0
30	ICICI bank	0	0	0	0.00	0	0.00	0	0	0
31	HDFC Bank	0	0	0	0.00	0	0.00	0	0	0
32	The J & K Bank	0	0	0	0.00	0	0.00	0	0	0
33	Fedral Bank Ltd	0	0	0	0.00	0	0.00	0	0	0
34	IndusInd Bank	0	0	0	0.00	0	0.00	0	0	0
35	The Karnataka bank	0	0	0	0.00	0	0.00	0	0	0
36	The South Indian Bank Ltd	0	0	0	0.00	0	0.00	0	0	0
37	Standard Chartered Bank	0	0	0	0.00	0	0.00	0	0	0
38	Yes Bank	0	0	0	0.00	0	0.00	0	0	0
39	Kotak Mahinda	0	0	0	0.00	0	0.00	0	0	0
40	Bhartiya Mahila Bank	0	0	0	0.00	0	0.00	0	0	0
41	BANDHAN BANK	0	0	0	0.00	0	0.00	0	0	0
G	Total Private Bank	2	0	0	0.00	0	0.00	0	0	0
H	Total All Bank (F+G)	100	50	50	60.95	50	59.85	0	0	0

MINORITY

FROM 01.04.2016 TO 30.09.2016

(in Lacs)

S. No.	Name of the Bank	Target	Receieved	Sanctioned		Disbursed		Returned	Pending	
				No.	Amt.	No.	Amt.		<1M	>1M
			No.	No.	Amt.	No.	Amt.	No.	No.	No.
1	State Bank of India	54	12	12	28.57	12	28.57	0	0	0
2	Punjab National Bank	34	1	1	1.20	1	1.20	0	0	0
3	Bank of Baroda	15	0	0	0.00	0	0.00	0	0	0
A	Total Lead Banks	103	13	13	29.77	13	29.77	0	0	0
4	Oriental Bank of Comm.	18	2	1	0.50	1	0.50	1	1	0
5	Union Bank of India	12	3	3	4.00	3	4.00	0	0	0
6	Canara Bank	5	0	0	0.00	0	0.00	0	0	0
7	Central Bank of India	4	1	1	0.50	1	0.50	0	0	0
8	Punjab & Sind Bank	4	0	0	0.00	0	0.00	0	0	0
9	Allahabad Bank	4	6	6	16.00	6	16.00	0	0	0
10	UCO Bank	4	6	5	29.05	5	29.05	1	0	0
11	Indian Overseas Bank	0	56	39	80.14	27	52.64	17	0	0
12	State Bank of Patiala	7	0	0	0.00	0	0.00	0	0	0
13	Bank of India	0	12	12	19.95	16	21.35	0	0	0
14	Syndicate Bank	4	2	2	11.82	1	9.37	0	0	0
15	Vijaya Bank	0	0	0	0.00	0	0.00	0	0	0
16	Corporation Bank	0	0	0	0.00	0	0.00	0	0	0
17	Andhra bank	0	1	0	0.00	0	0.00	1	0	0
18	Indian Bank	4	4	4	2.00	4	2.00	0	0	0
19	United Bank of India	0	0	0	0.00	0	0.00	0	0	0
20	State Bank of B & J	0	0	0	0.00	0	0.00	0	0	0
21	Bank of Maharashtra	0	2	2	3.80	0	0.00	0	0	0
22	Dena Bank	0	19	15	45.00	15	45.00	4	0	0
23	IDBI Bank	0	1	1	0.40	2	0.43	0	0	0
24	State Bank of Hyderabad	0	0	0	0.00	0	0.00	0	0	0
B	Total Non-Lead Banks	66	115	91	213.16	81	180.84	24	1	0
C	Total N. Banks (A + B)	169	128	104	242.93	94	210.61	24	1	0
25	Uttarakhand G.B	4	4	4	1.75	4	1.75	0	0	0
26	U.P. Gramin Bank	0	0	0	0.00	0	0.00	0	0	0
D	Total R.R.B.	4	4	4	1.75	4	1.75	0	0	0
27	Co-operative Bank	42	17	17	8.55	17	8.55	0	0	0
E	Total Cooperative	42	17	17	8.55	17	8.55	0	0	0
F	Total (C+D+E)	215	149	125	253.23	115	220.91	24	1	0
28	Nainital Bank	10	0	0	0.00	0	0.00	0	0	0
29	Axis Bank	0	0	0	0.00	0	0.00	0	0	0
30	ICICI bank	0	0	0	0.00	0	0.00	0	0	0
31	HDFC Bank	0	0	0	0.00	0	0.00	0	0	0
32	The J & K Bank	0	0	0	0.00	0	0.00	0	0	0
33	Fedral Bank Ltd	0	0	0	0.00	0	0.00	0	0	0
34	IndusInd Bank	0	0	0	0.00	0	0.00	0	0	0
35	The Karnataka bank	0	1	1	3.00	0	0.00	0	0	0
36	The South Indian Bank Ltd	0	0	0	0.00	0	0.00	0	0	0
37	Standard Chartered Bank	0	0	0	0.00	0	0.00	0	0	0
38	Yes Bank	0	0	0	0.00	0	0.00	0	0	0
39	Kotak Mahinda	0	0	0	0.00	2	4.52	0	0	0
40	Bhartiya Mahila Bank	0	0	0	0.00	0	0.00	0	0	0
41	BANDHAN BANK	0	0	0	0.00	0	0.00	0	0	0
G	Total Private Bank	10	1	1	3.00	2	4.52	0	0	0
H	Total All Bank (F+G)	225	150	126	256.23	117	225.43	24	1	0

NATIONAL URBAN LIVELIHOOD MISSION (NULM) INDIVIDUALS

FROM 01.04.2016 TO 30.09.2016

S. No.	Name of the Bank	No. of Branches	Yearly Target		Received	Sanctioned		Loan Sanctioned to SC/ST beneficiaries	
			No.	Amt.	No.	No.	Amt.	No.	Amt.
1	State Bank of India	399	187	371.58	159	40	44.95	9	8.90
2	Punjab National Bank	244	118	237.06	187	46	58.60	4	11.65
3	Bank of Baroda	120	55	109.13	153	35	15.00	1	0.44
A	Total Lead Banks	763	360	717.77	499	121	118.55	14	20.99
4	Oriental Bank of Comm.	78	36	71.50	100	28	25.68	1	1.20
5	Union Bank of India	83	39	78.08	50	15	23.14	2	4.60
6	Canara Bank	81	36	73.38	89	25	26.11	2	3.14
7	Central Bank of India	41	18	36.69	66	26	39.20	6	7.30
8	Punjab & Sind Bank	44	21	41.39	28	3	10.80	0	0.00
9	Allahabad Bank	42	18	36.69	64	33	30.40	3	1.00
10	UCO Bank	55	25	50.80	38	4	8.90	0	0.00
11	Indian Overseas Bank	47	22	43.27	25	4	39.20	0	0.00
12	State Bank of Patiala	24	11	22.58	44	12	2.00	0	0.00
13	Bank of India	35	16	31.04	46	13	56.21	2	4.56
14	Syndicate Bank	46	16	32.93	38	19	9.35	3	1.01
15	Vijaya Bank	11	3	6.59	16	6	4.50	0	0.00
16	Corporation Bank	27	13	25.40	23	7	1.80	3	0.11
17	Andhra bank	15	6	11.29	23	1	2.50	1	0.45
18	Indian Bank	12	5	10.35	20	4	4.21	0	0.00
19	United Bank of India	8	4	7.53	2	1	1.50	0	0.00
20	State Bank of B & J	3	1	1.88	0	0	0.00	0	0.00
21	Bank of Maharashtra	5	2	4.70	6	2	8.30	0	0.00
22	Dena Bank	17	5	10.35	24	2	20.50	0	0.00
23	IDBI Bank	31	15	29.16	42	24	9.50	0	0.00
24	State Bank of Hyderabad	5	2	4.70	8	0	0.00	0	0.00
B	Total Non-Lead Banks	710	314	630.30	752	229	323.80	23	23.37
C	Total N. Banks (A + B)	1473	674	1348.07	1251	350	442.35	37	44.36
25	Uttarakhand G.B	286	135	269.05	67	20	20.30	2	5.23
26	U.P. Gramin Bank	1	0	0.00	0	0	0.00	0	0.00
D	Total R.R.B.	287	135	269.05	67	20	20.30	2	5.23
27	Co-operative Bank	263	120	240.83	55	32	45.60	4	5.10
E	Total Cooperative	263	120	240.83	55	32	45.60	4	5.10
F	Total (C+D+E)	2023	929	1857.95	1373	402	508.25	43	54.69
28	Nainital Bank	70	32	63.97	47	22	10.53	3	1.55
29	Axis Bank	30	10	19.76	5	0	0.00	0	0.00
30	ICICI bank	31	13	25.40	0	0	0.00	0	0.00
31	HDFC Bank	29	9	17.87	4	0	0.00	0	0.00
32	The J & K Bank	1	0	0.00	0	0	0.00	0	0.00
33	Fedral Bank Ltd	1	0	0.00	0	0	0.00	0	0.00
34	IndusInd Bank	1	0	0.00	0	0	0.00	0	0.00
35	The Karnataka bank	4	2	3.76	6	5	2.80	1	0.24
36	The South Indian Bank Ltd	1	0	0.00	0	0	0.00	0	0.00
37	Standard Chartered Bank	1	0	0.00	0	0	0.00	0	0.00
38	Yes Bank	10	3	6.59	4	0	0.00	0	0.00
39	Kotak Mahinda	8	1	1.88	0	0	0.00	0	0.00
40	Bhartiya Mahila Bank	5	1	2.82	0	0	0.00	0	0.00
41	BANDHAN BANK	0	0	0.00	0	0	0.00	0	0.00
G	Total Private Bank	192	71	142.05	66	27	13.33	4	1.79
H	Total All Bank (F+G)	2215	1000	2000.00	1439	429	521.58	47	56.48

Contd.

(in Lacs)

S. No.	Name of the Bank	Loan Sanctioned to Women Beneficiaries		Loan Sanctioned to Disabled		Loan Disbursed		Pending Disbursement	Pending		Outstanding since inception	
		No.	Amt.	No.	Amt.	No.	Amt.		No.	No.	No.	Amt.
1	State Bank of India	3	5.00	0	0.00	31	44.83	9	0	0	167	143.31
2	Punjab National Bank	7	6.50	0	0.00	33	47.60	13	0	0	524	440.95
3	Bank of Baroda	1	3.00	0	0.00	11	15.00	24	0	0	154	212.03
A	Total Lead Banks	11	14.50	0	0.00	75	107.43	46	0	0	845	796.29
4	Oriental Bank of Comm.	2	3.50	0	0.00	13	17.29	15	14	0	73	86.52
5	Union Bank of India	0	0.00	0	0.00	12	5.36	3	0	0	193	104.44
6	Canara Bank	0	0.00	0	0.00	20	27.97	5	0	0	133	148.14
7	Central Bank of India	9	13.00	0	0.00	15	24.95	11	0	0	180	193.86
8	Punjab & Sind Bank	4	5.90	0	0.00	3	10.80	0	1	5	23	32.77
9	Allahabad Bank	0	0.00	0	0.00	17	24.90	16	0	0	106	1772.00
10	UCO Bank	0	0.00	0	0.00	3	7.60	1	0	0	365	289.76
11	Indian Overseas Bank	7	13.50	0	0.00	3	36.70	1	0	0	227	208.10
12	State Bank of Patiala	0	0.00	0	0.00	2	0.34	10	0	0	13	18.85
13	Bank of India	0	0.00	0	0.00	8	56.21	5	1	0	24	34.10
14	Syndicate Bank	1	2.85	0	0.00	7	7.11	12	0	0	29	135.73
15	Vijaya Bank	0	0.00	0	0.00	5	4.50	1	0	0	3	4.50
16	Corporation Bank	0	0.00	0	0.00	4	1.80	3	0	0	17	31.08
17	Andhra bank	0	0.00	0	0.00	1	2.50	0	0	0	13	20.83
18	Indian Bank	3	1.50	0	0.00	3	4.21	1	0	0	13	11.00
19	United Bank of India	4	1.53	0	0.00	1	2.60	0	0	0	0	0.00
20	State Bank of B & J	0	0.00	0	0.00	0	0.00	0	0	0	1	0.18
21	Bank of Maharashtra	0	0.00	0	0.00	2	7.30	0	0	0	0	0.00
22	Dena Bank	1	1.00	0	0.00	2	20.50	0	0	0	27	49.50
23	IDBI Bank	0	0.00	0	0.00	11	9.50	13	0	0	11	12.23
24	State Bank of Hyderabad	0	0.00	0	0.00	0	0.00	0	0	0	0	0.00
B	Total Non-Lead Banks	31	42.78	0	0.00	132	272.14	97	16	5	1451	3153.59
C	Total N. Banks (A + B)	42	57.28	0	0.00	207	379.57	143	16	5	2296	3949.88
25	Uttarakhand G.B	3	4.23	0	0.00	17	16.69	3	0	0	11	17.70
26	U.P. Gramin Bank	0	0.00	0	0.00	0	0.00	0	0	0	0	0.00
D	Total R.R.B.	3	4.23	0	0.00	17	16.69	3	0	0	11	17.70
27	Co-operative Bank	0	0.00	0	0.00	16	34.84	16	0	0	0	0.00
E	Total Cooperative	0	0.00	0	0.00	16	34.84	16	0	0	0	0.00
F	Total (C+D+E)	45	61.51	0	0.00	240	431.10	162	16	5	2307	3967.58
28	Nainital Bank	0	0.00	0	0.00	19	9.53	3	0	0	15	17.80
29	Axis Bank	0	0.00	0	0.00	0	0.00	0	0	0	0	0.00
30	ICICI bank	0	0.00	0	0.00	0	0.00	0	0	0	0	0.00
31	HDFC Bank	0	0.00	0	0.00	0	0.00	0	0	0	0	0.00
32	The J & K Bank	0	0.00	0	0.00	0	0.00	0	0	0	0	0.00
33	Fedral Bank Ltd	0	0.00	0	0.00	0	0.00	0	0	0	0	0.00
34	IndusInd Bank	0	0.00	0	0.00	0	0.00	0	0	0	0	0.00
35	The Karnataka bank	1	0.50	0	0.00	5	1.50	0	0	0	3	3.59
36	The South Indian Bank Ltd	0	0.00	0	0.00	0	0.00	0	0	0	0	0.00
37	Standard Chartered Bank	0	0.00	0	0.00	0	0.00	0	0	0	0	0.00
38	Yes Bank	0	0.00	0	0.00	0	0.00	0	0	0	0	0.00
39	Kotak Mahinda	0	0.00	0	0.00	0	0.00	0	0	0	0	0.00
40	Bhartiya Mahila Bank	0	0.00	0	0.00	0	0.00	0	0	0	0	0.00
41	BANDHAN BANK	0	0.00	0	0.00	0	0.00	0	0	0	0	0.00
G	Total Private Bank	1	0.50	0	0.00	24	11.03	3	0	0	18	21.39
H	Total All Bank (F+G)	46	62.01	0	0.00	264	442.13	165	16	5	2325	3988.97

NATIONAL URBAN LIVELIHOOD MISSION (NULM) GROUPS

FORM 01.04.2014 TO 31.03.2015

S. No.	Name of the Bank	No. of Branches	Yearly Target		Received	Sanctioned		Loan Sanctioned to SC/ST beneficiaries	
			No.	Amt.	No.	No.	Amt.	No.	Amt.
1	State Bank of India	399	19	195.71	29	5	9.85	1	3.00
2	Punjab National Bank	244	10	121.82	0	0	0.00	0	0.00
3	Bank of Baroda	120	5	54.56	21	8	14.70	2	4.00
A	Total Lead Banks	763	34	372.09	50	13	24.55	3	7.00
4	Oriental Bank of Comm.	78	4	35.75	0	0	0.00	0	0.00
5	Union Bank of India	83	4	39.04	0	0	0.00	0	0.00
6	Canara Bank	81	4	36.69	0	0	0.00	0	0.00
7	Central Bank of India	41	2	18.34	0	0	0.00	0	0.00
8	Punjab & Sind Bank	44	2	20.70	0	0	0.00	0	0.00
9	Allahabad Bank	42	2	18.34	0	0	0.00	0	0.00
10	UCO Bank	55	3	25.40	6	6	8.90	0	0.00
11	Indian Overseas Bank	47	2	21.64	0	0	0.00	0	0.00
12	State Bank of Patiala	24	1	11.29	0	0	0.00	0	0.00
13	Bank of India	35	2	15.52	0	0	0.00	0	0.00
14	Syndicate Bank	46	2	16.46	0	0	0.00	0	0.00
15	Vijaya Bank	11	0	0.00	0	0	0.00	0	0.00
16	Corporation Bank	27	1	12.70	0	0	0.00	0	0.00
17	Andhra bank	15	1	5.64	0	0	0.00	0	0.00
18	Indian Bank	12	1	5.17	0	0	0.00	0	0.00
19	United Bank of India	8	1	3.76	0	0	0.00	0	0.00
20	State Bank of B & J	3	0	0.00	0	0	0.00	0	0.00
21	Bank of Maharashtra	5	0	0.00	0	0	0.00	0	0.00
22	Dena Bank	17	1	5.17	0	0	0.00	0	0.00
23	IDBI Bank	31	1	14.58	0	0	0.00	0	0.00
24	State Bank of Hyderabad	5	0	0.00	0	0	0.00	0	0.00
B	Total Non-Lead Banks	710	34	306.19	6	6	8.90	0	0.00
C	Total N. Banks (A + B)	1473	68	678.28	56	19	33.45	3	7.00
25	Uttarakhand G.B	286	13	134.52	0	0	0.00	0	0.00
26	U.P. Gramin Bank	1	0	0.00	0	0	0.00	0	0.00
D	Total R.R.B.	287	13	134.52	0	0	0.00	0	0.00
27	Co-operative Bank	263	12	120.41	0	0	0.00	0	0.00
E	Total Cooperative	263	12	120.41	0	0	0.00	0	0.00
F	Total (C+D+E)	2023	93	933.21	56	19	33.45	3	7.00
28	Nainital Bank	70	3	31.98	0	0	0.00	0	0.00
29	Axis Bank	30	1	9.88	0	0	0.00	0	0.00
30	ICICI bank	31	1	12.70	0	0	0.00	0	0.00
31	HDFC Bank	29	1	8.94	0	0	0.00	0	0.00
32	The J & K Bank	1	0	0.00	0	0	0.00	0	0.00
33	Fedral Bank Ltd	1	0	0.00	0	0	0.00	0	0.00
34	IndusInd Bank	1	0	0.00	0	0	0.00	0	0.00
35	The Karnataka bank	4	0	0.00	2	1	1.00	0	0.00
36	The South Indian Bank Ltd	1	0	0.00	0	0	0.00	0	0.00
37	Standard Chartered Bank	1	0	0.00	0	0	0.00	0	0.00
38	Yes Bank	10	1	3.29	0	0	0.00	0	0.00
39	Kotak Mahinda	8	0	0.00	0	0	0.00	0	0.00
40	Bhartiya Mahila Bank	5	0	0.00	0	0	0.00	0	0.00
41	BANDHAN BANK	0	0	0.00	0	0	0.00	0	0.00
G	Total Private Bank	192	7	66.79	2	1	1.00	0	0.00
H	Total All Bank (F+G)	2215	100	1000.00	58	20	34.45	3	7.00

Contd.

(in Lacs)

S. No.	Name of the Bank	Loan Sanctioned to Women Beneficiaries		Loan Sanctioned to Disabled		Loan Disbursed		Pending Disbursement	Pending		Outstanding since inception	
		No.	Amt.	No.	Amt.	No.	Amt.		<1M	>1M	No.	Amt.
1	State Bank of India	3	4.85	0	0.00	3	37.85	24	0	0	17	21.00
2	Punjab National Bank	0	0.00	0	0.00	0	0.00	0	0	0	0	0.00
3	Bank of Baroda	0	0.00	0	0.00	8	14.70	13	0	0	83	44.03
A	Total Lead Banks	3	4.85	0	0.00	11	52.55	37	0	0	100	65.03
4	Oriental Bank of Comm.	0	0.00	0	0.00	0	0.00	0	0	0	3	11.15
5	Union Bank of India	0	0.00	0	0.00	0	0.00	0	0	0	193	104.36
6	Canara Bank	0	0.00	0	0.00	0	0.00	0	0	0	0	0.00
7	Central Bank of India	0	0.00	0	0.00	0	0.00	0	0	0	190	176.15
8	Punjab & Sind Bank	0	0.00	0	0.00	0	0.00	0	0	0	0	0.00
9	Allahabad Bank	0	0.00	0	0.00	0	0.00	0	0	0	0	0.00
10	UCO Bank	0	0.00	0	0.00	6	8.90	0	0	0	60	77.46
11	Indian Overseas Bank	0	0.00	0	0.00	0	0.00	0	0	0	199	172.42
12	State Bank of Patiala	0	0.00	0	0.00	0	0.00	0	0	0	0	0.00
13	Bank of India	0	0.00	0	0.00	0	0.00	0	0	0	0	0.00
14	Syndicate Bank	0	0.00	0	0.00	0	0.00	0	0	0	0	0.00
15	Vijaya Bank	0	0.00	0	0.00	0	0.00	0	0	0	0	0.00
16	Corporation Bank	0	0.00	0	0.00	0	0.00	0	0	0	0	0.00
17	Andhra bank	0	0.00	0	0.00	0	0.00	0	0	0	0	0.00
18	Indian Bank	0	0.00	0	0.00	0	0.00	0	0	0	0	0.00
19	United Bank of India	0	0.00	0	0.00	0	0.00	0	0	0	0	0.00
20	State Bank of B & J	0	0.00	0	0.00	0	0.00	0	0	0	1	0.18
21	Bank of Maharashtra	0	0.00	0	0.00	0	0.00	0	0	0	0	0.00
22	Dena Bank	0	0.00	0	0.00	0	0.00	0	0	0	0	0.00
23	IDBI Bank	0	0.00	0	0.00	0	0.00	0	0	0	1	0.40
24	State Bank of Hyderabad	0	0.00	0	0.00	0	0.00	0	0	0	0	0.00
B	Total Non-Lead Banks	0	0.00	0	0.00	6	8.90	0	0	0	647	542.12
C	Total N. Banks (A + B)	3	4.85	0	0.00	17	61.45	37	0	0	747	607.15
25	Uttarakhand G.B	0	0.00	0	0.00	0	0.00	0	0	0	0	0.00
26	U.P. Gramin Bank	0	0.00	0	0.00	0	0.00	0	0	0	0	0.00
D	Total R.R.B.	0	0.00	0	0.00	0	0.00	0	0	0	0	0.00
27	Co-operative Bank	0	0.00	0	0.00	0	0.00	0	0	0	0	0.00
E	Total Cooperative	0	0.00	0	0.00	0	0.00	0	0	0	0	0.00
F	Total (C+D+E)	3	4.85	0	0.00	17	61.45	37	0	0	747	607.15
28	Nainital Bank	0	0.00	0	0.00	0	0.00	0	0	0	0	0.00
29	Axis Bank	0	0.00	0	0.00	0	0.00	0	0	0	0	0.00
30	ICICI bank	0	0.00	0	0.00	0	0.00	0	0	0	0	0.00
31	HDFC Bank	0	0.00	0	0.00	0	0.00	0	0	0	0	0.00
32	The J & K Bank	0	0.00	0	0.00	0	0.00	0	0	0	0	0.00
33	Fedral Bank Ltd	0	0.00	0	0.00	0	0.00	0	0	0	0	0.00
34	IndusInd Bank	0	0.00	0	0.00	0	0.00	0	0	0	0	0.00
35	The Karnataka bank	0	0.00	0	0.00	0	0.00	1	0	0	2	2.80
36	The South Indian Bank Ltd	0	0.00	0	0.00	0	0.00	0	0	0	0	0.00
37	Standard Chartered Bank	0	0.00	0	0.00	0	0.00	0	0	0	0	0.00
38	Yes Bank	0	0.00	0	0.00	0	0.00	0	0	0	0	0.00
39	Kotak Mahinda	0	0.00	0	0.00	0	0.00	0	0	0	0	0.00
40	Bhartiya Mahila Bank	0	0.00	0	0.00	0	0.00	0	0	0	0	0.00
41	BANDHAN BANK	0	0.00	0	0.00	0	0.00	0	0	0	0	0.00
G	Total Private Bank	0	0.00	0	0.00	0	0.00	1	0	0	2	2.80
H	Total All Bank (F+G)	3	4.85	0	0.00	17	61.45	38	0	0	749	609.95

BANK-WISE POSITON OF NATIONAL RURAL LIVELIHOOD MISION (NRLM)

FROM 01.04.2016 TO 30.09.2016

(In Lacs)

S. No.	Name of the Bank	Group Target	Indivi. Target	Group Recvd.	Indivi Reced.	Sanctioned					
						Group		Individual		Total	
						No.	Amt.	No.	Amt.	No.	Amt.
1	State Bank of India	446	162	0	2	1	2.85	2	5.20	3	8.05
2	Punjab National Bank	169	112	91	0	57	93.08	0	0.00	57	93.08
3	Bank of Baroda	68	75	0	11	0	0.00	11	9.40	11	9.40
A	Total Lead Banks	683	349	91	13	58	95.93	13	14.60	71	110.53
4	Oriental Bank of Comm.	43	55	0	0	0	0.00	0	0.00	0	0.00
5	Union Bank of India	59	42	0	1	0	0.00	1	1.50	1	1.50
6	Canara Bank	33	35	0	0	0	0.00	0	0.00	0	0.00
7	Central Bank of India	25	34	0	0	0	0.00	0	0.00	0	0.00
8	Punjab & Sind Bank	0	35	0	0	0	0.00	0	0.00	0	0.00
9	Allahabad Bank	31	65	0	6	0	0.00	9	16.50	9	16.50
10	UCO Bank	17	35	6	0	6	2.70	0	0.00	6	2.70
11	Indian Overseas Bank	0	55	0	0	0	0.00	0	0.00	0	0.00
12	State Bank of Patiala	24	35	0	0	0	0.00	0	0.00	0	0.00
13	Bank of India	12	10	5	2	5	5.70	2	0.02	7	5.72
14	Syndicate Bank	9	5	0	0	0	0.00	0	0.00	0	0.00
15	Vijaya Bank	0	0	0	0	0	0.00	0	0.00	0	0.00
16	Corporation Bank	0	0	0	0	0	0.00	0	0.00	0	0.00
17	Andhra bank	0	0	0	0	0	0.00	0	0.00	0	0.00
18	Indian Bank	0	0	0	5	0	0.00	2	3.80	2	3.80
19	United Bank of India	0	0	0	0	0	0.00	0	0.00	0	0.00
20	State Bank of B & J	0	0	0	0	0	0.00	0	0.00	0	0.00
21	Bank of Maharashtra	0	1	1	1	0	0.00	1	1.00	1	1.00
22	Dena Bank	0	0	0	0	0	0.00	0	0.00	0	0.00
23	IDBI Bank	6	0	0	1	0	0.00	1	2.00	1	2.00
24	State Bank of Hyderabad	0	0	0	0	0	0.00	0	0.00	0	0.00
B	Total Non-Lead Banks	259	407	12	16	11	8.40	16	24.82	27	33.22
C	Total N. Banks (A + B)	942	756	103	29	69	104.33	29	39.42	98	143.75
25	Uttarakhand G.B	0	89	22	0	22	29.30	0	0.00	22	29.30
26	U.P. Gramin Bank	0	0	0	0	0	0.00	0	0.00	0	0.00
D	Total R.R.B.	0	89	22	0	22	29.30	0	0.00	22	29.30
27	Co-operative Bank	395	75	0	0	37	39.50	0	0.00	37	39.50
E	Total Cooperative	395	75	0	0	37	39.50	0	0.00	37	39.50
F	Total (C+D+E)	1337	920	125	29	128	173.13	29	39.42	157	212.55
28	Nainital Bank	0	31	3	0	3	5.70	0	0.00	3	5.70
29	Axis Bank	0	0	0	0	0	0.00	0	0.00	0	0.00
30	ICICI bank	0	0	0	0	0	0.00	0	0.00	0	0.00
31	HDFC Bank	0	0	0	0	0	0.00	0	0.00	0	0.00
32	The J & K Bank	0	0	0	0	0	0.00	0	0.00	0	0.00
33	Fedral Bank Ltd	0	0	0	0	0	0.00	0	0.00	0	0.00
34	IndusInd Bank	0	0	0	0	0	0.00	0	0.00	0	0.00
35	The Karnataka bank	0	0	0	0	0	0.00	0	0.00	0	0.00
36	The South Indian Bank Ltd	0	0	0	0	0	0.00	0	0.00	0	0.00
37	Standard Chartered Bank	0	0	0	0	0	0.00	0	0.00	0	0.00
38	Yes Bank	0	0	0	0	0	0.00	0	0.00	0	0.00
39	Kotak Mahinda	0	0	0	0	0	0.00	0	0.00	0	0.00
40	Bhartiya Mahila Bank	0	0	0	0	0	0.00	0	0.00	0	0.00
41	BANDHAN BANK	0	0	0	0	0	0.00	0	0.00	0	0.00
G	Total Private Bank	0	31	3	0	3	5.70	0	0.00	3	5.70
H	Total All Bank (F+G)	1337	951	128	29	131	178.83	29	39.42	160	218.25

Contd.

(in Lacs)

S. No.	Name of the Bank	Loan Sanctioned to SC/ST Beneficiaries		Loan Sanctioned to Women Beneficiaries		Loan Sanctioned to Disabled		Group Loan Disbursed		Individual Loan Disbursed		Returned		Pending Group loan		Pending Individual loan		Outstanding Since Inception	
		A/cs	Amt.	A/cs	Amt.	A/cs	Amt.	A/cs	Amt.	A/cs	Amt.	No.	No.	No.	No.	No.	No.	A/cs	Amt.
1	State Bank of India	0	0.00	2	2.85	1	1.00	2.00	2.85	1.00	5.00	0	0	0	0	0	0	633	507.37
2	Punjab National Bank	0	0.00	0	0.00	1	0.50	57.00	86.47	0.00	0.00	0	0	0	0	0	0	691	644.13
3	Bank of Baroda	4	3.00	2	2.00	0	0.00	0.00	0.00	11.00	9.40	0	0	0	0	0	0	356	108.60
A	Total Lead Banks	4	3.00	4	4.85	2	1.50	59	89.32	12	14.40	0	0	0	0	0	0	1680	1260.10
4	Oriental Bank of Comm.	0	0.00	0	0.00	0	0.00	0.00	0.00	0.00	0.00	0	0	0	0	0	0	10	4.91
5	Union Bank of India	1	1.50	0	0.00	0	0.00	0.00	0.00	1.00	1.00	0	0	0	0	0	0	333	153.82
6	Canara Bank	0	0.00	0	0.00	0	0.00	0.00	0.00	0.00	0.00	0	0	0	0	0	0	73	236.74
7	Central Bank of India	0	0.00	0	0.00	0	0.00	0.00	0.00	0.00	0.00	0	0	0	0	0	0	0	0.00
8	Punjab & Sind Bank	0	0.00	0	0.00	0	0.00	0.00	0.00	0.00	0.00	0	0	0	0	0	0	14	2.85
9	Allahabad Bank	0	0.00	0	0.00	0	0.00	0.00	0.00	8.00	11.50	0	0	0	0	0	0	25	29.38
10	UCO Bank	0	0.00	0	0.00	0	0.00	6.00	2.70	0.00	0.00	0	0	0	0	0	0	3	0.75
11	Indian Overseas Bank	0	0.00	0	0.00	0	0.00	0.00	0.00	0.00	0.00	0	0	0	0	0	0	98	151.39
12	State Bank of Patiala	0	0.00	0	0.00	0	0.00	0.00	0.00	0.00	0.00	0	0	0	0	0	0	0	0.00
13	Bank of India	0	0.00	0	0.00	0	0.00	5.00	5.70	1.00	0.02	0	0	0	0	0	0	7	15.57
14	Syndicate Bank	0	0.00	0	0.00	0	0.00	0.00	0.00	0.00	0.00	0	0	0	0	0	0	23	23.00
15	Vijaya Bank	0	0.00	0	0.00	0	0.00	0.00	0.00	0.00	0.00	0	0	0	0	0	0	0	0.00
16	Corporation Bank	0	0.00	0	0.00	0	0.00	0.00	0.00	0.00	0.00	0	0	0	0	0	0	0	0.00
17	Andhra bank	0	0.00	0	0.00	0	0.00	0.00	0.00	0.00	0.00	0	0	0	0	0	0	0	0.00
18	Indian Bank	1	1.90	0	0.00	0	0.00	0.00	0.00	0.00	0.00	0	0	0	0	0	0	2	3.68
19	United Bank of India	0	0.00	0	0.00	0	0.00	0.00	0.00	0.00	0.00	0	0	0	0	0	0	0	0.00
20	State Bank of B & J	0	0.00	0	0.00	0	0.00	0.00	0.00	0.00	0.00	0	0	0	0	0	0	0	0.00
21	Bank of Maharashtra	0	0.00	0	0.00	0	0.00	0.00	0.00	0.00	0.00	0	0	0	0	0	0	0	0.00
22	Dena Bank	0	0.00	0	0.00	0	0.00	0.00	0.00	0.00	0.00	0	0	0	0	0	0	0	0.00
23	IDBI Bank	0	0.00	0	0.00	0	0.00	0.00	0.00	0.00	0.00	0	0	0	0	0	0	4	3.40
24	State Bank of Hyderabad	0	0.00	0	0.00	0	0.00	0.00	0.00	0.00	0.00	0	0	0	0	0	0	0	0.00
B	Total Non-Lead Banks	2	3.40	0	0.00	0	0.00	11	8.40	10	12.52	0	0	0	0	0	0	592	625.49
C	Total N. Banks (A + B)	6	6.40	4	4.85	2	1.50	70	97.72	22	26.92	0	0	0	0	0	0	2272	1885.59
25	Uttarakhand G.B	0	0.00	0	0.00	0	0.00	22	27.30	0	0.00	0	0	0	0	0	0	2839	1947.00
26	U.P. Gramin Bank	0	0.00	0	0.00	0	0.00	0	0.00	0	0.00	0	0	0	0	0	0	0	0.00
D	Total R.R.B.	0	0.00	0	0.00	0	0.00	22	27.30	0	0.00	0	0	0	0	0	0	2839	1947.00
27	Co-operative Bank	0	0.00	37	39.50	0	0.00	37	39.50	0	0.00	0	0	0	0	0	0	23	101.34
E	Total Cooperative	0	0.00	37	39.50	0	0.00	37	39.50	0	0.00	0	0	0	0	0	0	23	101.34
F	Total (C+D+E)	6	6.40	41	44.35	2	1.50	129	164.52	22	26.92	0	0	0	0	0	0	5134	3933.93
28	Nainital Bank	0	0.00	3	5.70	0	0.00	3	5.70	0	0.00	0	0	0	0	0	0	7	7.82
29	Axis Bank	0	0.00	0	0.00	0	0.00	0	0.00	0	0.00	0	0	0	0	0	0	0	0.00
30	ICICI bank	0	0.00	0	0.00	0	0.00	0	0.00	0	0.00	0	0	0	0	0	0	0	0.00
31	HDFC Bank	0	0.00	0	0.00	0	0.00	0	0.00	0	0.00	0	0	0	0	0	0	0	0.00
32	The J & K Bank	0	0.00	0	0.00	0	0.00	0	0.00	0	0.00	0	0	0	0	0	0	0	0.00
33	Fedral Bank Ltd	0	0.00	0	0.00	0	0.00	0	0.00	0	0.00	0	0	0	0	0	0	0	0.00
34	IndusInd Bank	0	0.00	0	0.00	0	0.00	0	0.00	0	0.00	0	0	0	0	0	0	0	0.00
35	The Karnataka bank	0	0.00	0	0.00	0	0.00	0	0.00	0	0.00	0	0	0	0	0	0	0	0.00
36	The South Indian Bank Ltd	0	0.00	0	0.00	0	0.00	0	0.00	0	0.00	0	0	0	0	0	0	0	0.00
37	Standard Chartered Bank	0	0.00	0	0.00	0	0.00	0	0.00	0	0.00	0	0	0	0	0	0	0	0.00
38	Yes Bank	0	0.00	0	0.00	0	0.00	0	0.00	0	0.00	0	0	0	0	0	0	0	0.00
39	Kotak Mahinda	0	0.00	0	0.00	0	0.00	0	0.00	0	0.00	0	0	0	0	0	0	0	0.00
40	Bhartiya Mahila Bank	0	0.00	0	0.00	0	0.00	0	0.00	0	0.00	0	0	0	0	0	0	0	0.00
41	BANDHAN BANK	0	0.00	0	0.00	0	0.00	0	0.00	0	0.00	0	0	0	0	0	0	0	0.00
G	Total Private Bank	0	0.00	3	5.70	0	0.00	3	5.70	0	0.00	0	0	0	0	0	0	7	7.82
H	Total All Bank (F+G)	6	6.40	44	50.05	2	1.50	132	170.22	22	26.92	0	0	0	0	0	0	5141	3941.75

HORTICULTURE FINANCING
OUTSTANDING AS ON 30 SEPTEMBER 2016

(in Lacs)

S. No.	Name of the Bank	Floriculture		Orchards		Medicinal & Aromatic Plants		100 Sq Mtr Poly House		Total Horticulture	
		No.	Amt.	No.	Amt.	No.	Amt.	No.	Amt.	No.	Amt.
1	State Bank of India	30	366.37	1	0.01	1	0.01	2	7.01	34	373.40
2	Punjab National Bank	581	1536.65	3	22.81	5	95.59	7	10.01	596	1665.06
3	Bank of Baroda	16	59.42	0	0.00	0	0.00	0	0.00	16	59.42
A	Total Lead Banks	627	1962.44	4	22.82	6	95.60	9	17.02	646	2097.88
4	Oriental Bank of Comm.	19	47.97	0	0.00	0	0.00	1	17.50	20	65.47
5	Union Bank of India	16	37.71	2	13.00	0	0.00	1	35.00	19	85.71
6	Canara Bank	10	208.91	0	0.00	0	0.00	0	0.00	10	208.91
7	Central Bank of India	0	0.00	0	0.00	0	0.00	0	0.00	0	0.00
8	Punjab & Sind Bank	0	0.00	0	0.00	0	0.00	0	0.00	0	0.00
9	Allahabad Bank	25	97.79	2	22.00	23	51.68	0	0.00	50	171.47
10	UCO Bank	0	0.00	0	0.00	0	0.00	0	0.00	0	0.00
11	Indian Overseas Bank	54	65.99	8	6.39	0	0.00	0	0.00	62	72.38
12	State Bank of Patiala	0	0.00	0	0.00	0	0.00	0	0.00	0	0.00
13	Bank of India	2	10.28	0	0.00	0	0.00	0	0.00	2	10.28
14	Syndicate Bank	0	0.00	0	0.00	0	0.00	0	0.00	0	0.00
15	Vijaya Bank	0	0.00	0	0.00	4	34.59	0	0.00	4	34.59
16	Corporation Bank	0	0.00	0	0.00	0	0.00	0	0.00	0	0.00
17	Andhra bank	0	0.00	0	0.00	0	0.00	0	0.00	0	0.00
18	Indian Bank	2	91.15	0	0.00	2	98.50	0	0.00	4	189.65
19	United Bank of India	0	0.00	0	0.00	0	0.00	0	0.00	0	0.00
20	State Bank of B & J	0	0.00	0	0.00	0	0.00	0	0.00	0	0.00
21	Bank of Maharashtra	0	0.00	0	0.00	1	45.00	0	0.00	1	45.00
22	Dena Bank	0	0.00	0	0.00	0	0.00	0	0.00	0	0.00
23	IDBI Bank	24	674.02	0	0.00	0	0.00	0	0.00	24	674.02
24	State Bank of Hyderabad	0	0.00	0	0.00	0	0.00	0	0.00	0	0.00
B	Total Non-Lead Banks	152	1233.82	12	41.39	30	229.77	2	52.50	196	1557.48
C	Total N. Banks (A + B)	779	3196.26	16	64.21	36	325.37	11	69.52	842	3655.36
25	Uttarakhand G.B	0	0.00	0	0.00	30	3.87	0	0.00	30	3.87
26	U.P. Gramin Bank	0	0.00	0	0.00	0	0.00	0	0.00	0	0.00
D	Total R.R.B.	0	0.00	0	0.00	30	3.87	0	0.00	30	3.87
27	Co-operative Bank	2	23.00	1	3.00	0	0.00	0	0.00	3	26.00
E	Total Cooperative	2	23.00	1	3.00	0	0.00	0	0.00	3	26.00
F	Total (C+D+E)	781	3219.26	17	67.21	66	329.24	11	69.52	875	3685.23
28	Nainital Bank	0	0.00	0	0.00	0	0.00	0	0.00	0	0.00
29	Axis Bank	0	0.00	0	0.00	0	0.00	0	0.00	0	0.00
30	ICICI bank	0	0.00	0	0.00	0	0.00	0	0.00	0	0.00
31	HDFC Bank	0	0.00	0	0.00	0	0.00	0	0.00	0	0.00
32	The J & K Bank	0	0.00	0	0.00	0	0.00	0	0.00	0	0.00
33	Fedral Bank Ltd	0	0.00	0	0.00	0	0.00	0	0.00	0	0.00
34	IndusInd Bank	0	0.00	0	0.00	0	0.00	0	0.00	0	0.00
35	The Karnataka bank	0	0.00	0	0.00	0	0.00	0	0.00	0	0.00
36	The South Indian Bank Ltd	0	0.00	0	0.00	0	0.00	0	0.00	0	0.00
37	Standard Chartered Bank	0	0.00	0	0.00	0	0.00	0	0.00	0	0.00
38	Yes Bank	0	0.00	0	0.00	0	0.00	0	0.00	0	0.00
39	Kotak Mahinda	1	0.24	0	0.00	0	0.00	0	0.00	1	0.24
40	Bhartiya Mahila Bank	0	0.00	0	0.00	0	0.00	0	0.00	0	0.00
41	BANDHAN BANK	0	0.00	0	0.00	0	0.00	0	0.00	0	0.00
G	Total Private Bank	1	0.24	0	0.00	0	0.00	0	0.00	1	0.24
H	Total All Bank (F+G)	782	3219.50	17	67.21	66	329.24	11	69.52	876	3685.47

KVIC/KVIB (Intt. Subsidy Scheme)

FROM 01.04.2016 TO 30.09.2016

(in Lacs)

S. No.	Name of the Bank	Received	APPLICATIONS KVIC (INTT. SUBSIDY SCHEME)							
			Sanctioned		Disbursed		Returned	Pending for Disbursement	Total Outstanding as on 30.09.2016	
			No.	Amt.	No.	Amt.	No.	No.	No.	Amt.
1	State Bank of India	94	93	238.63	93	238.63	1	0	397	743.42
2	Punjab National Bank	9	9	18.51	9	18.51	0	0	43	104.73
3	Bank of Baroda	5	5	7.60	5	6.63	0	0	108	299.74
A	Total Lead Banks	108	107	264.74	107	263.77	1	0	548	1147.89
4	Oriental Bank of Comm.	9	2	2.95	1	2.00	7	1	136	228.42
5	Union Bank of India	0	0	0.00	0	0.00	0	0	141	217.87
6	Canara Bank	0	0	0.00	0	0.00	0	0	0	0.00
7	Central Bank of India	0	0	0.00	0	0.00	0	0	0	0.00
8	Punjab & Sind Bank	1	1	4.75	1	4.75	0	0	1	4.75
9	Allahabad Bank	12	8	22.85	7	20.95	4	1	33	82.36
10	UCO Bank	0	0	0.00	0	0.00	0	0	1	3.60
11	Indian Overseas Bank	6	6	50.92	4	46.00	0	2	21	103.88
12	State Bank of Patiala	0	0	0.00	0	0.00	0	0	0	0.00
13	Bank of India	20	13	26.20	11	21.97	7	2	35	97.06
14	Syndicate Bank	0	0	0.00	0	0.00	0	0	37	51.58
15	Vijaya Bank	1	0	0.00	0	0.00	1	0	1	11.00
16	Corporation Bank	0	0	0.00	0	0.00	0	0	0	0.00
17	Andhra bank	0	0	0.00	0	0.00	0	0	0	0.00
18	Indian Bank	0	0	0.00	0	0.00	0	0	0	0.00
19	United Bank of India	0	0	0.00	0	0.00	0	0	0	0.00
20	State Bank of B & J	0	0	0.00	0	0.00	0	0	0	0.00
21	Bank of Maharashtra	1	1	7.00	1	2.15	0	0	0	0.00
22	Dena Bank	0	0	0.00	0	0.00	0	0	0	0.00
23	IDBI Bank	0	0	0.00	0	0.00	0	0	1	4.23
24	State Bank of Hyderabad	0	0	0.00	0	0.00	0	0	0	0.00
B	Total Non-Lead Banks	50	31	114.67	25	97.82	19	6	407	804.75
C	Total N. Banks (A + B)	158	138	379.41	132	361.59	20	6	955	1952.64
25	Uttarakhand G.B	38	38	147.04	34	107.14	0	4	1085	1546.41
26	U.P. Gramin Bank	0	0	0.00	0	0.00	0	0	0	0.00
D	Total R.R.B.	38	38	147.04	34	107.14	0	4	1085	1546.41
27	Co-operative Bank	0	0	0.00	0	0.00	0	0	0	0.00
E	Total Cooperative	0	0	0.00	0	0.00	0	0	0	0.00
F	Total (C+D+E)	196	176	526.45	166	468.73	20	10	2040	3499.05
28	Nainital Bank	6	6	22.50	6	22.50	0	0	19	26.01
29	Axis Bank	0	0	0.00	0	0.00	0	0	0	0.00
30	ICICI bank	0	0	0.00	0	0.00	0	0	0	0.00
31	HDFC Bank	0	0	0.00	0	0.00	0	0	0	0.00
32	The J & K Bank	0	0	0.00	0	0.00	0	0	0	0.00
33	Fedral Bank Ltd	0	0	0.00	0	0.00	0	0	0	0.00
34	IndusInd Bank	0	0	0.00	0	0.00	0	0	0	0.00
35	The Karnataka bank	0	0	0.00	0	0.00	0	0	0	0.00
36	The South Indian Bank Ltd	0	0	0.00	0	0.00	0	0	0	0.00
37	Standard Chartered Bank	0	0	0.00	0	0.00	0	0	0	0.00
38	Yes Bank	0	0	0.00	0	0.00	0	0	0	0.00
39	Kotak Mahinda	0	0	0.00	0	0.00	0	0	0	0.00
40	Bhartiya Mahila Bank	0	0	0.00	0	0.00	0	0	0	0.00
41	BANDHAN BANK	0	0	0.00	0	0.00	0	0	0	0.00
G	Total Private Bank	6	6	22.50	6	22.50	0	0	19	26.01
H	Total All Bank (F+G)	202	182	548.95	172	491.23	20	10	2059	3525.06

**INSURANCE SCHEME UNDER KCC / CROP LOAN
PROGRESS AS ON 30 SEPTEMBER 2016**

(in Lacs)

S. No.	Name of the Bank	Farmers Covered under Personal Accident insurance Scheme (PAIS)							
		Farmer's Covered		Lodgement of Claims		Claims Setteled		Claim Pending	
		No.	Amt.	No.	Amt.	No.	Amt.	No.	Amt.
1	State Bank of India	31762	33000.78	1406	55.01	1343	25.03	63	29.98
2	Punjab National Bank	8025	9907.20	0	0.00	0	0.00	0	0.00
3	Bank of Baroda	6504	21206.35	1	5.00	0	0.00	1	5.00
A	Total Lead Banks	46291	64114.33	1407	60.01	1343	25.03	64	34.98
4	Oriental Bank of Comm.	4264	24642.14	0	0.00	0	0.00	0	0.00
5	Union Bank of India	700	1174.96	0	0.00	0	0.00	0	0.00
6	Canara Bank	2713	5131.58	0	0.00	0	0.00	0	0.00
7	Central Bank of India	349	459.88	0	0.00	0	0.00	0	0.00
8	Punjab & Sind Bank	1215	5602.59	0	0.00	0	0.00	0	0.00
9	Allahabad Bank	718	1702.56	0	0.00	0	0.00	0	0.00
10	UCO Bank	2046	3183.20	0	0.00	0	0.00	0	0.00
11	Indian Overseas Bank	695	1049.34	0	0.00	0	0.00	0	0.00
12	State Bank of Patiala	156	570.00	0	0.00	0	0.00	0	0.00
13	Bank of India	1192	2192.66	0	0.00	0	0.00	0	0.00
14	Syndicate Bank	264	1036.54	0	0.00	0	0.00	0	0.00
15	Vijaya Bank	234	444.00	0	0.00	0	0.00	0	0.00
16	Corporation Bank	197	439.28	0	0.00	0	0.00	0	0.00
17	Andhra bank	24	94.49	0	0.00	0	0.00	0	0.00
18	Indian Bank	0	0.00	0	0.00	0	0.00	0	0.00
19	United Bank of India	20	114.32	0	0.00	0	0.00	0	0.00
20	State Bank of B & J	0	0.00	0	0.00	0	0.00	0	0.00
21	Bank of Maharashtra	7	48.00	0	0.00	0	0.00	0	0.00
22	Dena Bank	257	664.14	0	0.00	0	0.00	0	0.00
23	IDBI Bank	1053	1088.44	0	0.00	0	0.00	0	0.00
24	State Bank of Hyderabad	0	0.00	0	0.00	0	0.00	0	0.00
B	Total Non-Lead Banks	16104	49638.12	0	0.00	0	0.00	0	0.00
C	Total N. Banks (A + B)	62395	113752.45	1407	60.01	1343	25.03	64	34.98
25	Uttarakhand G.B	20415	19597.97	2	100.00	1	50.00	1	50.00
26	U.P. Gramin Bank	359	439.43	0	0.00	0	0.00	0	0.00
D	Total R.R.B.	20774	20037.40	2	100.00	1	50.00	1	50.00
27	Co-operative Bank	121274	109155.31	0	0.00	0	0.00	0	0.00
E	Total Cooperative	121274	109155.31	0	0.00	0	0.00	0	0.00
F	Total (C+D+E)	204443	242945.16	1409	160.01	1344	75.03	65	84.98
28	Nainital Bank	1412	4682.52	0	0.00	0	0.00	0	0.00
29	Axis Bank	0	0.00	0	0.00	0	0.00	0	0.00
30	ICICI bank	48	35.91	0	0.00	0	0.00	0	0.00
31	HDFC Bank	916	7018.35	0	0.00	0	0.00	0	0.00
32	The J & K Bank	0	0.00	0	0.00	0	0.00	0	0.00
33	Fedral Bank Ltd	0	0.00	0	0.00	0	0.00	0	0.00
34	IndusInd Bank	0	0.00	0	0.00	0	0.00	0	0.00
35	The Karnataka bank	0	0.00	0	0.00	0	0.00	0	0.00
36	The South Indian Bank Ltd	0	0.00	0	0.00	0	0.00	0	0.00
37	Standard Chartered Bank	0	0.00	0	0.00	0	0.00	0	0.00
38	Yes Bank	10	711.00	0	0.00	0	0.00	0	0.00
39	Kotak Mahinda	8	119.05	0	0.00	0	0.00	0	0.00
40	Bhartiya Mahila Bank	0	0.00	0	0.00	0	0.00	0	0.00
41	BANDHAN BANK	0	0.00	0	0.00	0	0.00	0	0.00
G	Total Private Bank	2394	12566.83	0	0.00	0	0.00	0	0.00
H	Total All Bank (F+G)	206837	255511.99	1409	160.01	1344	75.03	65	84.98

PRADHAN MANTRI FASAL BIMA YOJANA (PMFBY)

Implementing Agency : Agriculture Insurance Company of India Limited, Dehradun, U.K.

AS ON 30 SEPTEMBER 2016

(in Lacs)

S. No.	Name of the Bank	Total Crop loan Disbursed	Crop Loan Insured for notified crops	No. of Farmers Insured	Premium Collected	Claim Disbursed	Farmer Benefitted
		Amt.	Amt.	No.	Amt.	Amt.	No.
1	State Bank of India	25119.48	3383.86	7832	74.47	0.00	0
2	Punjab National Bank	9000.78	883.47	5586	38.81	0.00	0
3	Bank of Baroda	2907.20	1245.49	4275	41.91	0.00	0
A	Total Lead Banks	37027.46	5512.82	17693	155.19	0.00	0
4	Oriental Bank of Comm.	2972.00	356.84	525	3.88	0.00	0
5	Union Bank of India	832.00	57.46	1427	0.98	0.00	0
6	Canara Bank	406.35	194.97	444	2.16	0.00	0
7	Central Bank of India	442.14	273.30	202	2.48	0.00	0
8	Punjab & Sind Bank	874.36	69.64	993	11.64	0.00	0
9	Allahabad Bank	770.94	83.46	1793	16.25	0.00	0
10	UCO Bank	1174.96	264.00	664	7.72	0.00	0
11	Indian Overseas Bank	5131.58	166.21	493	2.96	0.00	0
12	State Bank of Patiala	1790.87	261.07	617	6.76	0.00	0
13	Bank of India	459.88	21.97	1489	16.61	0.00	0
14	Syndicate Bank	381.40	0.00	0	0.00	0.00	0
15	Vijaya Bank	56.59	0.00	0	0.00	0.00	0
16	Corporation Bank	240.06	354.42	1127	8.39	0.00	0
17	Andhra bank	1702.56	94.49	24	0.00	0.00	0
18	Indian Bank	775.12	0.00	0	0.00	0.00	0
19	United Bank of India	477.06	0.00	0	0.00	0.00	0
20	State Bank of B & J	3183.20	0.00	0	0.00	0.00	0
21	Bank of Maharashtra	1049.34	0.00	0	0.00	0.00	0
22	Dena Bank	0.00	299.00	89	0.63	0.00	0
23	IDBI Bank	570.00	0.00	0	0.00	0.00	0
24	State Bank of Hyderabad	2192.66	0.00	0	0.00	0.00	0
B	Total Non-Lead Banks	25483.07	2496.83	9887	80.46	0.00	0
C	Total N. Banks (A + B)	62510.53	8009.65	27580	235.65	0.00	0
25	Uttarakhand G.B	1036.54	635.79	3061	16.91	0.00	0
26	U.P. Gramin Bank	444.00	0.00	0	0.00	0.00	0
D	Total R.R.B.	1480.54	635.79	3061	16.91	0.00	0
27	Co-operative Bank	20439.28	11172.47	18699	412.58	0.00	0
E	Total Cooperative	20439.28	11172.47	18699	412.58	0.00	0
F	Total (C+D+E)	84430.35	19817.91	49340	665.14	0.00	0
28	Nainital Bank	94.49	214.19	299	2.29	0.00	0
29	Axis Bank	43.20	0.00	0	0.00	0.00	0
30	ICICI bank	1914.32	0.00	0	0.00	0.00	0
31	HDFC Bank	0.00	0.00	0	0.00	0.00	0
32	The J & K Bank	48.00	0.00	0	0.00	0.00	0
33	Fedral Bank Ltd	664.14	0.00	0	0.00	0.00	0
34	IndusInd Bank	0.00	0.00	0	0.00	0.00	0
35	The Karnataka bank	2.90	0.00	0	0.00	0.00	0
36	The South Indian Bank Ltd	1.95	0.00	0	0.00	0.00	0
37	Standard Chartered Bank	439.43	0.00	0	0.00	0.00	0
38	Yes Bank	1.09	0.00	0	0.00	0.00	0
39	Kotak Mahinda	682.52	0.00	0	0.00	0.00	0
40	Bhartiya Mahila Bank	0.00	0.00	0	0.00	0.00	0
41	BANDHAN BANK	35.91	0.00	0	0.00	0.00	0
G	Total Private Bank	3927.95	214.19	299	2.29	0.00	0
H	Total All Bank (F+G)	88358.30	20032.10	49639	667.43	0.00	0

**RESTRUCTURED WEATHER BASED CROP INSURANCE SCHEME
(Re-WBCIS)**

Implementing Agency : Agriculture Insurance Company of India Limited, Dehradun, U.A.

AS ON 30 SEPTEMBER 2016

(in Lacs)

S.No.	Name of the Bank	Total Crop loan Disbursed	Crop Loan Insured for notified crops	No. of Farmers Insured	Premium Collected	Claim Disbursed	Farmer Benefitted
		Amt.	Amt.	No.	Amt.	Amt.	No.
1	State Bank of India	33000.78	1966.16	4066	60.72	0.00	0
2	Punjab National Bank	9907.20	309.90	1089	13.37	0.00	0
3	Bank of Baroda	3206.35	69.62	149	2.97	0.00	0
A	Total Lead Banks	46114.33	2345.68	5304	77.06	0.00	0
4	Oriental Bank of Comm.	1642.14	11.48	71	0.57	0.00	0
5	Union Bank of India	1174.96	84.00	15	0.84	0.00	0
6	Canara Bank	431.58	0.00	0	0.00	0.00	0
7	Central Bank of India	259.88	1.13	8	0.06	0.00	0
8	Punjab & Sind Bank	902.59	0.00	0	0.00	0.00	0
9	Allahabad Bank	1702.56	0.00	31	0.16	0.00	0
10	UCO Bank	3183.20	140.00	140	3.82	0.00	0
11	Indian Overseas Bank	1049.34	0.00	0	0.00	0.00	0
12	State Bank of Patiala	570.00	0.00	0	0.00	0.00	0
13	Bank of India	2192.66	10.52	39	0.22	0.00	0
14	Syndicate Bank	1036.54	0.00	0	0.00	0.00	0
15	Vijaya Bank	444.00	0.00	0	0.00	0.00	0
16	Corporation Bank	439.28	0.00	0	0.00	0.00	0
17	Andhra bank	94.49	0.00	0	0.00	0.00	0
18	Indian Bank	0.00	0.00	0	0.00	0.00	0
19	United Bank of India	114.32	0.00	0	0.00	0.00	0
20	State Bank of B & J	0.00	0.00	0	0.00	0.00	0
21	Bank of Maharashtra	48.00	0.00	0	0.00	0.00	0
22	Dena Bank	664.14	0.00	0	0.00	0.00	0
23	IDBI Bank	1088.44	0.00	0	0.00	0.00	0
24	State Bank of Hyderabad	0.00	0.00	0	0.00	0.00	0
B	Total Non-Lead Banks	17038.12	247.13	304	5.67	0.00	0
C	Total N. Banks (A + B)	63152.45	2592.81	5608	82.73	0.00	0
25	Uttarakhand G.B	897.97	523.94	997	26.78	0.00	0
26	U.P. Gramin Bank	439.43	0.00	0	0.00	0.00	0
D	Total R.R.B.	1337.40	523.94	997	26.78	0.00	0
27	Co-operative Bank	31155.31	0.00	3424	470.01	0.00	0
E	Total Cooperative	31155.31	0.00	3424	470.01	0.00	0
F	Total (C+D+E)	95645.16	3116.75	10029	579.52	0.00	0
28	Nainital Bank	682.52	0.00	0	0.00	0.00	0
29	Axis Bank	0.00	0.00	0	0.00	0.00	0
30	ICICI bank	35.91	0.00	0	0.00	0.00	0
31	HDFC Bank	4018.35	0.00	0	0.00	0.00	0
32	The J & K Bank	0.00	0.00	0	0.00	0.00	0
33	Fedral Bank Ltd	0.00	0.00	0	0.00	0.00	0
34	IndusInd Bank	0.00	0.00	0	0.00	0.00	0
35	The Karnataka bank	0.00	0.00	0	0.00	0.00	0
36	The South Indian Bank Ltd	0.00	0.00	0	0.00	0.00	0
37	Standard Chartered Bank	0.00	0.00	0	0.00	0.00	0
38	Yes Bank	711.00	0.00	0	0.00	0.00	0
39	Kotak Mahinda	119.05	0.00	0	0.00	0.00	0
40	Bhartiya Mahila Bank	0.00	0.00	0	0.00	0.00	0
41	BANDHAN BANK	0.00	0.00	0	0.00	0.00	0
G	Total Private Bank	5566.83	0.00	0	0.00	0.00	0
H	Total All Bank (F+G)	101211.99	3116.75	10029	579.52	0.00	0

PROGRESS UNDER DIRECT SHG'S LINKAGE WITH BANKS

FROM 01.04.2016 TO 30.09.2016

(in Lacs)

S. No.	Name of the Bank	NUMBER OF SELF HELP GROUPS-SAVING BANK A/C						Out of total outstanding women beneficiaries		
		Groups formed		Eligible for linkage	Linked & Disbursed		Total Outstanding		No.	Amt.
		No.	Savings		No.	Amt.	No.	Amt.		
1	State Bank of India	582	142.79	271	265	163.43	590	686.12	326	290.52
2	Punjab National Bank	576	30.70	442	340	127.23	670	350.43	161	48.17
3	Bank of Baroda	4	1.57	3	3	2.57	560	322.77	126	90.77
A	Total Lead Banks	1162	175.06	716	608	293.23	1820	1359.32	613	429.46
4	Oriental Bank of Comm.	1	0.00	1	4	4.40	87	80.52	87	80.52
5	Union Bank of India	28	30.10	28	28	30.10	779	542.37	393	108.23
6	Canara Bank	48	1.12	18	15	31.75	464	354.90	364	279.40
7	Central Bank of India	8	20.00	20	20	6.65	26	8.32	20	6.65
8	Punjab & Sind Bank	1	0.10	1	1	0.20	14	15.03	6	7.45
9	Allahabad Bank	0	0.00	0	0	0.00	325	139.49	281	121.40
10	UCO Bank	313	43.55	120	64	16.60	64	16.60	38	7.96
11	Indian Overseas Bank	20	21.86	3	3	2.00	3	4.00	3	4.00
12	State Bank of Patiala	0	0.00	0	0	0.00	23	1.28	0	0.00
13	Bank of India	53	5.75	9	9	4.18	18	9.29	11	17.11
14	Syndicate Bank	4	0.77	3	2	0.35	5	0.57	2	0.50
15	Vijaya Bank	0	0.00	0	0	0.00	0	0.00	0	0.00
16	Corporation Bank	0	0.00	0	0	0.00	0	0.00	0	0.00
17	Andhra bank	0	0.00	0	0	0.00	0	0.00	0	0.00
18	Indian Bank	0	0.00	1	1	0.02	2	0.65	2	0.65
19	United Bank of India	0	0.00	0	0	0.00	0	0.00	0	0.00
20	State Bank of B & J	0	0.00	0	0	0.00	0	0.00	0	0.00
21	Bank of Maharashtra	0	0.00	0	0	0.00	0	0.00	0	0.00
22	Dena Bank	5	0.65	2	2	1.00	9	12.00	7	11.00
23	IDBI Bank	92	0.96	92	91	195.06	91	189.29	74	158.96
24	State Bank of Hyderabad	0	0.00	0	0	0.00	0	0.00	0	0.00
B	Total Non-Lead Banks	573	124.86	298	240	292.31	1910	1374.31	1288	803.83
C	Total N. Banks (A + B)	1735	299.92	1014	848	585.54	3730	2733.63	1901	1233.29
25	Uttarakhand G.B	1766	129.30	405	360	779.03	2040	2167.80	2662	709.85
26	U.P. Gramin Bank	0	0.00	0	0	0.00	0	0.00	0	0.00
D	Total R.R.B.	1766	129.30	405	360	779.03	2040	2167.80	2662	709.85
27	Co-operative Bank	255	50.43	197	223	130.88	458	225.49	97	45.90
E	Total Cooperative	255	50.43	197	223	130.88	458	225.49	97	45.90
F	Total (C+D+E)	3756	479.65	1616	1431	1495.45	6228	5126.92	4660	1989.04
28	Nainital Bank	0	0.00	0	0	0.00	0	0.00	0	0.00
29	Axis Bank	0	0.00	0	0	0.00	0	0.00	0	0.00
30	ICICI bank	0	0.00	2	1	22.00	0	0.00	0	0.00
31	HDFC Bank	0	0.00	0	0	0.00	1	0.11	0	0.00
32	The J & K Bank	0	0.00	0	0	0.00	0	0.00	0	0.00
33	Fedral Bank Ltd	0	0.00	0	0	0.00	0	0.00	0	0.00
34	IndusInd Bank	0	0.00	0	0	0.00	0	0.00	0	0.00
35	The Karnataka bank	0	0.00	0	0	0.00	0	0.00	0	0.00
36	The South Indian Bank Ltd	0	0.00	0	0	0.00	0	0.00	0	0.00
37	Standard Chartered Bank	0	0.00	0	0	0.00	0	0.00	0	0.00
38	Yes Bank	639	41.08	22	18	106.05	358	520.42	0	0.00
39	Kotak Mahinda	0	0.00	0	0	0.00	0	0.00	0	0.00
40	Bhartiya Mahila Bank	105	313.00	22	19	13.50	105	118.20	105	118.20
41	BANDHAN BANK	0	0.00	0	0	0.00	0	0.00	0	0.00
G	Total Private Bank	744	354.08	46	38	141.55	464	638.73	105	118.20
H	Total All Bank (F+G)	4500	833.73	1662	1469	1637.00	6692	5765.65	4765	2107.24

ALL TYPES OF HOUSING SCHEME PROGRESS

FROM 01.04.2016 TO 30.09.2016

(in Lacs)

S. No.	Name of the Bank	Application upto Rs. 20 Lacs					
		Sanctioned During the year		Disbursed During the year		Total Outstanding as on 30.09.2016	
		No.	Amt.	No.	Amt.	No.	Amt.
1	State Bank of India	1866	20206.39	1749	16273.50	30300	159027.58
2	Punjab National Bank	1821	12368.16	2017	10807.38	14446	35264.04
3	Bank of Baroda	83	870.69	83	870.69	5639	17050.86
A	Total Lead Banks	3770	33445.24	3849	27951.57	50385	211342.48
4	Oriental Bank of Comm.	181	1597.21	181	1398.13	5147	23299.99
5	Union Bank of India	152	1603.73	235	852.42	3591	17103.02
6	Canara Bank	229	2199.43	1654	7913.77	4018	12943.05
7	Central Bank of India	80	933.04	80	933.04	5780	8151.40
8	Punjab & Sind Bank	103	884.80	103	790.64	1814	9790.35
9	Allahabad Bank	161	2017.55	172	1442.17	2568	16109.82
10	UCO Bank	58	586.90	52	436.90	1283	9711.43
11	Indian Overseas Bank	188	1692.84	226	1411.44	1371	10027.84
12	State Bank of Patiala	196	1485.63	196	1485.63	1172	4604.08
13	Bank of India	299	2342.89	299	2103.31	1365	8156.91
14	Syndicate Bank	46	267.44	46	195.46	1527	9195.53
15	Vijaya Bank	26	304.89	27	330.89	467	3509.47
16	Corporation Bank	41	428.32	41	428.32	707	4589.44
17	Andhra bank	37	402.57	37	402.57	634	5034.00
18	Indian Bank	5	40.00	5	49.00	152	1100.29
19	United Bank of India	11	118.00	5	44.00	319	3550.00
20	State Bank of B & J	8	69.04	8	69.04	142	1057.74
21	Bank of Maharashtra	23	368.00	18	188.00	304	2003.23
22	Dena Bank	13	203.90	9	68.30	417	2664.50
23	IDBI Bank	112	898.84	109	704.68	453	2284.45
24	State Bank of Hyderabad	0	0.00	19	116.00	142	1229.09
B	Total Non-Lead Banks	1969	18445.02	3522	21363.71	33373	156115.63
C	Total N. Banks (A + B)	5739	51890.26	7371	49315.28	83758	367458.11
25	Uttarakhand G.B	699	2457.14	1566	9486.52	8487	32587.77
26	U.P. Gramin Bank	0	0.00	0	0.00	1	2.00
D	Total R.R.B.	699	2457.14	1566	9486.52	8488	32589.77
27	Co-operative Bank	305	2614.01	328	2792.25	8522	43005.53
E	Total Cooperative	305	2614.01	328	2792.25	8522	43005.53
F	Total (C+D+E)	6743	56961.41	9265	61594.05	100768	443053.41
28	Nainital Bank	116	1059.07	116	1056.42	1957	4780.10
29	Axis Bank	6	46.38	9	64.14	8	79.05
30	ICICI bank	0	0.00	0	0.00	1408	22354.00
31	HDFC Bank	630	444.04	630	444.04	5781	33107.24
32	The J & K Bank	12	166.00	12	166.00	129	1029.85
33	Fedral Bank Ltd	0	0.00	1	617.50	0	0.00
34	IndusInd Bank	0	0.00	0	0.00	0	0.00
35	The Karnataka bank	39	340.06	10	94.33	113	824.66
36	The South Indian Bank Ltd	2	31.00	1	31.00	0	0.00
37	Standard Chartered Bank	0	0.00	0	0.00	0	0.00
38	Yes Bank	0	0.00	0	0.00	9	1859.00
39	Kotak Mahinda	0	0.00	0	0.00	4	206.62
40	Bhartiya Mahila Bank	2	32.00	2	32.00	12	101.73
41	BANDHAN BANK	0	0.00	0	0.00	0	0.00
G	Total Private Bank	807	2118.55	781	2505.43	9421	64342.25
H	Total All Bank (F+G)	7550	59079.96	10046	64099.48	110189	507395.66

Contd.

(in Lacs)

S.No.	Name of the Bank	Application Above Rs. 20 Lacs					
		Sanctioned During the year		Disbursed During the year		Outstanding as on 30.09.2016	
		No.	Amt.	No.	Amt.	No.	Amt.
1	State Bank of India	387	9702.94	360	7676.67	15839	139385.73
2	Punjab National Bank	916	9526.62	1037	8290.27	3480	26214.56
3	Bank of Baroda	25	761.72	25	761.72	1621	16175.70
A	Total Lead Banks	1328	19991.28	1422	16728.66	20940	181775.99
4	Oriental Bank of Comm.	108	2436.98	108	1686.97	896	13669.97
5	Union Bank of India	23	716.90	148	869.24	3425	22021.69
6	Canara Bank	62	2138.49	0	0.00	2069	14260.92
7	Central Bank of India	26	909.44	26	909.44	157	4749.34
8	Punjab & Sind Bank	11	329.30	11	303.81	90	2275.94
9	Allahabad Bank	158	5965.14	157	2521.06	2649	26898.09
10	UCO Bank	9	226.04	6	160.00	151	2028.41
11	Indian Overseas Bank	20	572.43	17	492.78	474	5342.56
12	State Bank of Patiala	44	1180.52	44	1180.52	240	2666.15
13	Bank of India	292	5136.34	200	4719.51	958	12260.83
14	Syndicate Bank	16	330.79	16	164.28	163	3462.03
15	Vijaya Bank	7	128.50	7	114.03	400	3697.10
16	Corporation Bank	15	579.43	15	546.43	164	4384.04
17	Andhra bank	19	489.15	19	489.15	686	7143.63
18	Indian Bank	2	58.00	2	58.00	0	0.00
19	United Bank of India	0	0.00	0	0.00	0	0.00
20	State Bank of B & J	2	60.00	2	11.00	144	1424.00
21	Bank of Maharashtra	7	185.50	6	81.20	158	1191.44
22	Dena Bank	4	117.00	3	5.00	0	0.00
23	IDBI Bank	9	325.20	9	210.55	280	1764.50
24	State Bank of Hyderabad	0	0.00	0	0.00	0	0.00
B	Total Non-Lead Banks	834	21885.15	796	14522.97	13104	129240.64
C	Total N. Banks (A + B)	2162	41876.43	2218	31251.63	34044	311016.63
25	Uttarakhand G.B	106	2914.16	151	1933.84	375	8596.95
26	U.P. Gramin Bank	0	0.00	0	0.00	0	0.00
D	Total R.R.B.	106	2914.16	151	1933.84	375	8596.95
27	Co-operative Bank	601	6856.23	294	1401.23	1009	6178.24
E	Total Cooperative	601	6856.23	294	1401.23	1009	6178.24
F	Total (C+D+E)	2869	51646.82	2663	34586.70	35428	325791.82
28	Nainital Bank	0	0.00	0	0.00	0	0.00
29	Axis Bank	0	0.00	0	0.00	0	0.00
30	ICICI bank	0	0.00	0	0.00	0	0.00
31	HDFC Bank	0	0.00	0	0.00	0	0.00
32	The J & K Bank	1	47.00	1	47.00	13	213.00
33	Fedral Bank Ltd	0	0.00	0	0.00	0	0.00
34	IndusInd Bank	0	0.00	0	0.00	0	0.00
35	The Karnataka bank	3	140.00	3	80.77	36	1676.49
36	The South Indian Bank Ltd	0	0.00	0	0.00	0	0.00
37	Standard Chartered Bank	0	0.00	0	0.00	0	0.00
38	Yes Bank	0	0.00	0	0.00	0	0.00
39	Kotak Mahinda	0	0.00	0	0.00	0	0.00
40	Bhartiya Mahila Bank	2	51.00	2	51.00	2	29.00
41	BANDHAN BANK	0	0.00	0	0.00	0	0.00
G	Total Private Bank	6	238.00	6	178.77	51	1918.49
H	Total All Bank (F+G)	2875	51884.82	2669	34765.47	35479	327710.31

**BANK-WISE PROGRESS UNDER CREDIT GUARANTEE FUND TRUST FOR MICRO AND SMALL ENTERPRISES
(CGTMSE)**

POSITION AS ON 30 SEPTEMBER 2016

(in Lacs)

S. No.	Name of the Bank	No. of SSI units	Eligible under CGTMSE	Covered under CGTMSE		Gap	No. of Claim Filed	No. of Claim
		No.	No.	No.	Amt.	No.		
1	State Bank of India	7498	1191	1046	3961.20	145	0	0
2	Punjab National Bank	3595	824	824	2287.87	0	22	10
3	Bank of Baroda	1189	94	94	169.89	0	0	0
A	Total Lead Banks	12282	2109	1964	6418.96	145	22	10
4	Oriental Bank of Comm.	776	667	667	2845.12	0	0	0
5	Union Bank of India	548	271	259	354.47	12	0	0
6	Canara Bank	676	908	631	2164.54	277	0	0
7	Central Bank of India	602	13	13	73.04	0	5	0
8	Punjab & Sind Bank	218	11	11	63.85	0	0	0
9	Allahabad Bank	2822	1029	570	1522.87	459	6	0
10	UCO Bank	110	840	840	2901.34	0	9	0
11	Indian Overseas Bank	299	254	99	311.25	155	0	0
12	State Bank of Patiala	242	10	10	92.50	0	0	0
13	Bank of India	1016	352	334	1626.12	18	0	0
14	Syndicate Bank	257	111	111	577.46	0	0	0
15	Vijaya Bank	80	19	19	94.00	0	0	0
16	Corporation Bank	111	100	100	382.30	0	0	0
17	Andhra bank	581	0	0	0.00	0	0	0
18	Indian Bank	85	0	0	0.00	0	0	0
19	United Bank of India	169	146	1	72.00	145	0	0
20	State Bank of B & J	28	3	3	30.00	0	0	0
21	Bank of Maharashtra	283	19	19	63.20	0	0	0
22	Dena Bank	167	17	17	138.00	0	0	0
23	IDBI Bank	503	0	0	0.00	0	0	0
24	State Bank of Hyderabad	208	31	18	426.00	13	0	0
B	Total Non-Lead Banks	9781	4801	3722	13738.06	1079	20	0
C	Total N. Banks (A + B)	22063	6910	5686	20157.02	1224	42	10
25	Uttarakhand G.B	8033	7	7	16.67	0	0	0
26	U.P. Gramin Bank	0	0	0	0.00	0	0	0
D	Total R.R.B.	8033	7	7	16.67	0	0	0
27	Co-operative Bank	6103	0	0	0.00	0	0	0
E	Total Cooperative	6103	0	0	0.00	0		
F	Total (C+D+E)	36199	6917	5693	20173.69	1224	42	10
28	Nainital Bank	600	2	2	33.50	0	0	0
29	Axis Bank	88	1	1	15.79	0	0	0
30	ICICI bank	87	0	0	0.00	0	0	0
31	HDFC Bank	284	0	0	0.00	0	0	0
32	The J & K Bank	0	0	0	0.00	0	0	0
33	Fedral Bank Ltd	0	0	0	0.00	0	0	0
34	IndusInd Bank	1	0	0	0.00	0	0	0
35	The Karnataka bank	53	25	25	112.80	0	0	0
36	The South Indian Bank Ltd	0	0	0	0.00	0	0	0
37	Standard Chartered Bank	0	0	0	0.00	0	0	0
38	Yes Bank	6	0	0	0.00	0	0	0
39	Kotak Mahinda	17	0	0	0.00	0	0	0
40	Bhartiya Mahila Bank	74	14	12	34.25	2	0	0
41	BANDHAN BANK	0	0	0	0.00	0	0	0
G	Total Private Bank	1210	42	40	196.34	2	0	0
H	Total All Bank (F+G)	37409	6959	5733	20370.03	1226	42	10

ADVANCES TO M.S.M.E SECTOR
POSITION AS ON 30 SEPTEMBER 2016

(in Crores)

S. No.	Name of the Bank	Total Micro & Small Enterprise				Credit to Medium Enterprises			
		Manufacturing Sector		Service Sector		Manufacturing Sector		Service Sector	
		No.	Amt.	No.	Amt.	No.	Amt.	No.	Amt.
1	State Bank of India	7498	1273.00	51290	897.62	131	72.92	51	17.16
2	Punjab National Bank	3595	1134.42	12197	804.91	94	336.12	33	52.61
3	Bank of Baroda	1189	282.77	9294	554.21	27	176.51	10	214.73
A	Total Lead Banks	12282	2690.19	72781	2256.74	252	585.55	94	284.50
4	Oriental Bank of Comm.	776	133.93	8958	400.06	0	0.00	23	44.86
5	Union Bank of India	548	122.73	6270	237.24	48	223.33	30	148.28
6	Canara Bank	676	187.93	5493	322.80	3	1.16	13	44.15
7	Central Bank of India	602	103.21	2311	138.21	0	0.00	7	3.98
8	Punjab & Sind Bank	218	19.36	4208	161.45	0	0.00	10	3.37
9	Allahabad Bank	2822	136.31	3127	210.49	0	0.00	0	0.00
10	UCO Bank	110	9.34	1340	108.12	0	0.00	0	0.00
11	Indian Overseas Bank	299	28.61	1295	163.96	43	40.49	154	63.20
12	State Bank of Patiala	242	78.10	1821	139.48	133	40.85	338	41.37
13	Bank of India	1016	77.82	2998	85.19	111	105.00	0	0.00
14	Syndicate Bank	257	27.46	1498	66.39	2	0.25	9	2.19
15	Vijaya Bank	80	10.59	221	8.66	0	0.00	0	0.00
16	Corporation Bank	111	30.88	2945	103.07	22	25.37	3	4.50
17	Andhra bank	581	66.46	581	66.46	0	0.00	0	0.00
18	Indian Bank	85	3.20	487	20.56	12	0.24	2	0.04
19	United Bank of India	169	28.90	293	4.24	0	0.00	0	0.00
20	State Bank of B & J	28	10.53	230	16.85	1	50.00	1	150.00
21	Bank of Maharashtra	283	12.88	334	13.31	26	8.90	188	6.54
22	Dena Bank	167	16.75	676	30.07	2	48.00	0	0.00
23	IDBI Bank	503	33.59	2777	117.79	4	3.72	2	0.53
24	State Bank of Hyderabad	208	70.92	222	28.35	0	0.00	0	0.00
B	Total Non-Lead Banks	9781	1209.49	48085	2442.74	407	547.31	780	513.01
C	Total N. Banks (A + B)	22063	3899.68	120866	4699.48	659	1132.86	874	797.51
25	Uttarakhand G.B	8033	140.79	21200	501.75	0	0.00	0	0.00
26	U.P. Gramin Bank	0	0.00	229	0.91	0	0.00	0	0.00
D	Total R.R.B.	8033	140.79	21429	502.66	0	0.00	0	0.00
27	Co-operative Bank	6103	507.34	9575	748.30	0	0.00	0	0.00
E	Total Cooperative	6103	507.34	9575	748.30	0	0.00	0	0.00
F	Total (C+D+E)	36199	4547.81	151870	5950.44	659	1132.86	874	797.51
28	Nainital Bank	600	109.55	5877	321.40	0	0.00	0	0.00
29	Axis Bank	88	58.88	514	161.22	1	2.13	36	26.84
30	ICICI bank	87	32.92	4474	145.40	0	0.00	1	1.51
31	HDFC Bank	284	62.15	36891	212.72	15	14.36	65	5.68
32	The J & K Bank	0	0.00	0	0.00	0	0.00	0	0.00
33	Fedral Bank Ltd	0	0.00	0	0.00	0	0.00	0	0.00
34	IndusInd Bank	1	0.87	428	74.30	6	25.07	6	7.35
35	The Karnataka bank	53	14.09	85	16.24	1	6.00	0	0.00
36	The South Indian Bank Ltd	0	0.00	100	27.66	0	0.00	3	0.28
37	Standard Chartered Bank	0	0.00	0	0.00	0	0.00	0	0.00
38	Yes Bank	6	43.80	160	35.59	2	9.48	6	25.74
39	Kotak Mahinda	17	9.19	166	40.82	6	126.12	0	0.00
40	Bhartiya Mahila Bank	74	1.59	103	1.65	0	0.00	6	0.26
41	BANDHAN BANK	0	0.00	0	0.00	0	0.00	0	0.00
G	Total Private Bank	1210	333.04	48798	1037.00	31	183.16	123	67.66
H	Total All Bank (F+G)	37409	4880.86	200668	6987.45	690	1316.02	997	865.17

(in Crores)

S. No.	Name of the Bank	Total M.S.M.E			
		Manufacturing Sector		Service Sector	
		No.	Amt.	No.	Amt.
1	State Bank of India	7629	1345.92	51341	914.78
2	Punjab National Bank	3689	1470.54	12230	857.52
3	Bank of Baroda	1216	459.28	9304	768.94
A	Total Lead Banks	12534	3275.74	72875	2541.24
4	Oriental Bank of Comm.	776	133.93	8981	444.92
5	Union Bank of India	596	346.06	6300	385.52
6	Canara Bank	679	189.09	5506	366.95
7	Central Bank of India	602	103.21	2318	142.19
8	Punjab & Sind Bank	218	19.36	4218	164.82
9	Allahabad Bank	2822	136.31	3127	210.49
10	UCO Bank	110	9.34	1340	108.12
11	Indian Overseas Bank	342	69.10	1449	227.16
12	State Bank of Patiala	375	118.95	2159	180.85
13	Bank of India	1127	182.82	2998	85.19
14	Syndicate Bank	259	27.71	1507	68.58
15	Vijaya Bank	80	10.59	221	8.66
16	Corporation Bank	133	56.25	2948	107.57
17	Andhra bank	581	66.46	581	66.46
18	Indian Bank	97	3.44	489	20.60
19	United Bank of India	169	28.90	293	4.24
20	State Bank of B & J	29	60.53	231	166.85
21	Bank of Maharashtra	309	21.78	522	19.85
22	Dena Bank	169	64.75	676	30.07
23	IDBI Bank	507	37.31	2779	118.32
24	State Bank of Hyderabad	208	70.92	222	28.35
B	Total Non-Lead Banks	10188	1756.80	48865	2955.75
C	Total N. Banks (A + B)	22722	5032.54	121740	5496.99
25	Uttarakhand G.B	8033	140.79	21200	501.75
26	U.P. Gramin Bank	0	0.00	229	0.91
D	Total R.R.B.	8033	140.79	21429	502.66
27	Co-operative Bank	6103	507.34	9575	748.30
E	Total Cooperative	6103	507.34	9575	748.30
F	Total (C+D+E)	36858	5680.67	152744	6747.95
28	Nainital Bank	600	109.55	5877	321.40
29	Axis Bank	89	61.01	550	188.00
30	ICICI bank	87	32.92	4475	146.91
31	HDFC Bank	299	76.51	36956	218.40
32	The J & K Bank	0	0.00	0	0.00
33	Fedral Bank Ltd	0	0.00	0	0.00
34	IndusInd Bank	7	25.94	434	81.65
35	The Karnataka bank	54	20.09	85	16.24
36	The South Indian Bank Ltd	0	0.00	103	27.94
37	Standard Chartered Bank	0	0.00	0	0.00
38	Yes Bank	8	53.28	166	61.33
39	Kotak Mahinda	23	135.31	166	40.82
40	Bhartiya Mahila Bank	74	1.59	109	1.91
41	BANDHAN BANK	0	0.00	0	0.00
G	Total Private Bank	1241	516.20	48921	1104.66
H	Total All Bank (F+G)	38099	6196.88	201665	7852.62

PROGRESS OF MUDRA LOAN UNDER PMMY

AS ON 30 SEPTEMBER 2016

(in Lacs)

S. No.	Name of the Bank	SHISHU UPTO 50000/-							
		Manufacturing		Trading		Service		Total	
		No.	Amt.	No.	Amt.	No.	Amt.	No.	Amt.
1	State Bank of India	325	84.98	1779	759.52	624	183.08	2728	1027.58
2	Punjab National Bank	31	12.00	216	86.93	715	314.20	962	413.13
3	Bank of Baroda	1	0.45	119	50.86	101	38.63	221	89.94
A	Total Lead Banks	357	97.43	2114	897.31	1440	535.91	3911	1530.65
4	Oriental Bank of Comm.	0	0.00	113	48.39	121	51.34	234	99.73
5	Union Bank of India	6	1.98	0	0.00	155	70.32	161	72.30
6	Canara Bank	72	27.37	306	110.00	674	236.00	1052	373.37
7	Central Bank of India	7	3.38	2	0.94	70	31.59	79	35.91
8	Punjab & Sind Bank	0	0.00	64	29.43	204	99.79	268	129.22
9	Allahabad Bank	0	0.00	14	6.12	44	18.10	58	24.22
10	UCO Bank	0	0.00	4	2.85	33	13.02	37	15.87
11	Indian Overseas Bank	24	10.97	21	6.82	52	21.30	97	39.09
12	State Bank of Patiala	9	0.06	93	29.48	44	13.92	146	43.46
13	Bank of India	31	14.97	53	21.98	50	17.77	134	54.72
14	Syndicate Bank	8	3.20	40	18.45	47	20.30	95	41.95
15	Vijaya Bank	0	0.00	5	3.00	3	3.00	8	6.00
16	Corporation Bank	27	13.82	16	3.00	806	241.96	849	258.78
17	Andhra bank	4	1.95	2	0.29	10	4.60	16	6.84
18	Indian Bank	2	0.75	180	64.05	117	29.23	299	94.03
19	United Bank of India	0	0.00	0	0.00	0	0.00	0	0.00
20	State Bank of B & J	1	0.50	6	2.70	0	0.00	7	3.20
21	Bank of Maharashtra	0	0.00	3	1.25	0	0.00	3	1.25
22	Dena Bank	8	3.00	14	2.50	249	23.50	271	29.00
23	IDBI Bank	26	11.95	60	29.00	40	18.66	126	59.61
24	State Bank of Hyderabad	0	0.00	5	2.30	0	0.00	5	2.30
B	Total Non-Lead Banks	225	93.90	1001	382.54	2719	914.40	3945	1390.84
C	Total N. Banks (A + B)	582	191.33	3115	1279.85	4159	1450.31	7856	2921.49
25	Uttarakhand G.B	92	40.24	225	107.70	1	0.45	318	148.39
26	U.P. Gramin Bank	0	0.00	104	50.46	0	0.00	104	50.46
D	Total R.R.B.	92	40.24	329	158.16	1	0.45	422	198.85
27	Co-operative Bank	90	41.86	54	25.70	18	9.00	162	76.56
E	Total Cooperative	90	41.86	54	25.70	18	9.00	162	76.56
F	Total (C+D+E)	764	273.43	3498	1463.71	4178	1459.76	8440	3196.90
28	Nainital Bank	1	0.40	11	4.30	41	15.00	53	19.70
29	Axis Bank	0	0.00	0	0.00	0	0.00	0	0.00
30	ICICI bank	1	0.22	0	0.00	0	0.00	1	0.22
31	HDFC Bank	66	18.53	0	0.00	134	65.37	200	83.90
32	The J & K Bank	0	0.00	0	0.00	0	0.00	0	0.00
33	Fedral Bank Ltd	0	0.00	0	0.00	0	0.00	0	0.00
34	IndusInd Bank	0	0.00	0	0.00	0	0.00	0	0.00
35	The Karnataka bank	0	0.00	0	0.00	1	0.50	1	0.50
36	The South Indian Bank Ltd	0	0.00	0	0.00	0	0.00	0	0.00
37	Standard Chartered Bank	0	0.00	0	0.00	0	0.00	0	0.00
38	Yes Bank	0	0.00	0	0.00	0	0.00	0	0.00
39	Kotak Mahinda	0	0.00	0	0.00	0	0.00	0	0.00
40	Bhartiya Mahila Bank	7	3.10	7	3.50	13	4.90	27	11.50
41	BANDHAN BANK	0	0.00	0	0.00	0	0.00	0	0.00
G	Total Private Bank	75	22.25	18	7.80	189	85.77	282	115.82
H	Total All Bank (F+G)	839	295.68	3516	1471.51	4367	1545.53	8722	3312.72

PROGRESS OF MUDRA LOAN UNDER PMMY

AS ON 30 SEPTEMBER 2016

(in Lacs)

S. No.	Name of the Bank	SHISHU UPTO 50000/-							
		Manufacturing		Trading		Service		Total	
		No.	Amt.	No.	Amt.	No.	Amt.	No.	Amt.
1	State Bank of India	325	84.98	1779	759.52	624	183.08	2728	1027.58
2	Punjab National Bank	31	12.00	216	86.93	715	314.20	962	413.13
3	Bank of Baroda	1	0.45	119	50.86	101	38.63	221	89.94
A	Total Lead Banks	357	97.43	2114	897.31	1440	535.91	3911	1530.65
4	Oriental Bank of Comm.	0	0.00	113	48.39	121	51.34	234	99.73
5	Union Bank of India	6	1.98	0	0.00	155	70.32	161	72.30
6	Canara Bank	72	27.37	306	110.00	674	236.00	1052	373.37
7	Central Bank of India	7	3.38	2	0.94	70	31.59	79	35.91
8	Punjab & Sind Bank	0	0.00	64	29.43	204	99.79	268	129.22
9	Allahabad Bank	0	0.00	14	6.12	44	18.10	58	24.22
10	UCO Bank	0	0.00	4	2.85	33	13.02	37	15.87
11	Indian Overseas Bank	24	10.97	21	6.82	52	21.30	97	39.09
12	State Bank of Patiala	9	0.06	93	29.48	44	13.92	146	43.46
13	Bank of India	31	14.97	53	21.98	50	17.77	134	54.72
14	Syndicate Bank	8	3.20	40	18.45	47	20.30	95	41.95
15	Vijaya Bank	0	0.00	5	3.00	3	3.00	8	6.00
16	Corporation Bank	27	13.82	16	3.00	806	241.96	849	258.78
17	Andhra bank	4	1.95	2	0.29	10	4.60	16	6.84
18	Indian Bank	2	0.75	180	64.05	117	29.23	299	94.03
19	United Bank of India	0	0.00	0	0.00	0	0.00	0	0.00
20	State Bank of B & J	1	0.50	6	2.70	0	0.00	7	3.20
21	Bank of Maharashtra	0	0.00	3	1.25	0	0.00	3	1.25
22	Dena Bank	8	3.00	14	2.50	249	23.50	271	29.00
23	IDBI Bank	26	11.95	60	29.00	40	18.66	126	59.61
24	State Bank of Hyderabad	0	0.00	5	2.30	0	0.00	5	2.30
B	Total Non-Lead Banks	225	93.90	1001	382.54	2719	914.40	3945	1390.84
C	Total N. Banks (A + B)	582	191.33	3115	1279.85	4159	1450.31	7856	2921.49
25	Uttarakhand G.B	92	40.24	225	107.70	1	0.45	318	148.39
26	U.P. Gramin Bank	0	0.00	104	50.46	0	0.00	104	50.46
D	Total R.R.B.	92	40.24	329	158.16	1	0.45	422	198.85
27	Co-operative Bank	90	41.86	54	25.70	18	9.00	162	76.56
E	Total Cooperative	90	41.86	54	25.70	18	9.00	162	76.56
F	Total (C+D+E)	764	273.43	3498	1463.71	4178	1459.76	8440	3196.90
28	Nainital Bank	1	0.40	11	4.30	41	15.00	53	19.70
29	Axis Bank	0	0.00	0	0.00	0	0.00	0	0.00
30	ICICI bank	1	0.22	0	0.00	0	0.00	1	0.22
31	HDFC Bank	66	18.53	0	0.00	134	65.37	200	83.90
32	The J & K Bank	0	0.00	0	0.00	0	0.00	0	0.00
33	Fedral Bank Ltd	0	0.00	0	0.00	0	0.00	0	0.00
34	IndusInd Bank	0	0.00	0	0.00	0	0.00	0	0.00
35	The Karnataka bank	0	0.00	0	0.00	1	0.50	1	0.50
36	The South Indian Bank Ltd	0	0.00	0	0.00	0	0.00	0	0.00
37	Standard Chartered Bank	0	0.00	0	0.00	0	0.00	0	0.00
38	Yes Bank	0	0.00	0	0.00	0	0.00	0	0.00
39	Kotak Mahinda	0	0.00	0	0.00	0	0.00	0	0.00
40	Bhartiya Mahila Bank	7	3.10	7	3.50	13	4.90	27	11.50
41	BANDHAN BANK	0	0.00	0	0.00	0	0.00	0	0.00
G	Total Private Bank	75	22.25	18	7.80	189	85.77	282	115.82
H	Total All Bank (F+G)	839	295.68	3516	1471.51	4367	1545.53	8722	3312.72

PROGRESS OF MUDRA LOAN UNDER PMMY

AS ON 30 SEPTEMBER 2016

(in Lacs)

S. No.	Name of the Bank	KISHORE ABOVE 50 K UPTO 5 LAC							
		Manufacturing		Trading		Service		Total	
		No.	Amt.	No.	Amt.	No.	Amt.	No.	Amt.
1	State Bank of India	869	268.61	1250	1865.73	381	556.63	2500	2690.97
2	Punjab National Bank	87	179.61	154	303.57	1025	2075.86	1266	2559.04
3	Bank of Baroda	29	77.20	93	184.24	178	374.07	300	635.51
A	Total Lead Banks	985	525.42	1497	2353.54	1584	3006.56	4066	5885.52
4	Oriental Bank of Comm.	8	19.05	95	234.52	215	495.02	318	748.59
5	Union Bank of India	21	22.00	1	3.00	143	302.01	165	327.01
6	Canara Bank	45	120.50	151	365.17	375	810.19	571	1295.86
7	Central Bank of India	4	11.58	0	0.00	94	189.23	98	200.81
8	Punjab & Sind Bank	3	8.25	94	155.85	223	446.96	320	611.06
9	Allahabad Bank	1	5.00	86	153.92	161	399.02	248	557.94
10	UCO Bank	13	35.21	24	62.55	76	134.34	113	232.10
11	Indian Overseas Bank	31	52.65	33	70.10	95	178.58	159	301.33
12	State Bank of Patiala	12	21.90	61	99.81	30	55.09	103	176.80
13	Bank of India	37	73.80	85	126.12	56	135.85	178	335.77
14	Syndicate Bank	2	2.00	140	330.00	116	314.15	258	646.15
15	Vijaya Bank	0	0.00	2	1.96	0	0.00	2	1.96
16	Corporation Bank	38	56.59	2	5.02	906	1383.32	946	1444.93
17	Andhra bank	15	25.56	7	12.36	34	86.28	56	124.20
18	Indian Bank	2	7.00	108	187.98	64	100.59	174	295.57
19	United Bank of India	0	0.00	0	0.00	0	0.00	0	0.00
20	State Bank of B & J	0	0.00	6	13.00	0	0.00	6	13.00
21	Bank of Maharashtra	2	6.80	9	18.70	8	21.90	19	47.40
22	Dena Bank	13	8.90	7	13.00	58	182.10	78	204.00
23	IDBI Bank	113	272.31	161	426.55	75	170.54	349	869.40
24	State Bank of Hyderabad	2	3.00	0	0.00	0	0.00	2	3.00
B	Total Non-Lead Banks	362	752.10	1072	2279.61	2729	5405.17	4163	8436.88
C	Total N. Banks (A + B)	1347	1277.52	2569	4633.15	4313	8411.73	8229	14322.40
25	Uttarakhand G.B	186	423.00	775	2088.01	159	438.85	1120	2949.86
26	U.P. Gramin Bank	0	0.00	1	2.54	0	0.00	1	2.54
D	Total R.R.B.	186	423.00	776	2090.55	159	438.85	1121	2952.40
27	Co-operative Bank	4	11.65	3	8.00	3	12.00	10	31.65
E	Total Cooperative	4	11.65	3	8.00	3	12.00	10	31.65
F	Total (C+D+E)	1537	1712.17	3348	6731.70	4475	8862.58	9360	17306.45
28	Nainital Bank	10	30.50	89	239.12	97	251.25	196	520.87
29	Axis Bank	0	0.00	0	0.00	16	60.69	16	60.69
30	ICICI bank	0	0.00	0	0.00	25	81.10	25	81.10
31	HDFC Bank	10	32.98	0	0.00	54	107.25	64	140.23
32	The J & K Bank	0	0.00	0	0.00	0	0.00	0	0.00
33	Fedral Bank Ltd	0	0.00	0	0.00	0	0.00	0	0.00
34	IndusInd Bank	0	0.00	0	0.00	0	0.00	0	0.00
35	The Karnataka bank	0	0.00	0	0.00	3	8.90	3	8.90
36	The South Indian Bank Ltd	0	0.00	0	0.00	0	0.00	0	0.00
37	Standard Chartered Bank	0	0.00	0	0.00	0	0.00	0	0.00
38	Yes Bank	0	0.00	0	0.00	0	0.00	0	0.00
39	Kotak Mahinda	0	0.00	0	0.00	17	63.49	17	63.49
40	Bhartiya Mahila Bank	0	0.00	0	0.00	1	3.00	1	3.00
41	BANDHAN BANK	0	0.00	0	0.00	0	0.00	0	0.00
G	Total Private Bank	20	63.48	89	239.12	213	575.68	322	878.28
H	Total All Bank (F+G)	1557	1775.65	3437	6970.82	4688	9438.26	9682	18184.73

PROGRESS OF MUDRA LOAN UNDER PMMY

AS ON 30 SEPTEMBER 2016

(in Lacs)

S. No.	Name of the Bank	TARUN ABOVE 5 LAC UPTO 10 LAC							
		Manufacturing		Trading		Service		Total	
		No.	Amt.	No.	Amt.	No.	Amt.	No.	Amt.
1	State Bank of India	5	36.60	212	998.94	361	1052.11	578	2087.65
2	Punjab National Bank	14	115.27	65	363.87	196	1006.88	275	1486.02
3	Bank of Baroda	22	183.32	7	53.00	33	242.21	62	478.53
A	Total Lead Banks	41	335.19	284	1415.81	590	2301.20	915	4052.20
4	Oriental Bank of Comm.	6	51.13	31	263.95	55	432.01	92	747.09
5	Union Bank of India	0	0.00	0	0.00	19	127.23	19	127.23
6	Canara Bank	6	46.91	26	202.31	78	605.09	110	854.31
7	Central Bank of India	0	0.00	0	0.00	23	202.00	23	202.00
8	Punjab & Sind Bank	3	23.00	10	73.65	19	159.65	32	256.30
9	Allahabad Bank	5	31.45	31	234.97	37	290.24	73	556.66
10	UCO Bank	0	0.00	12	68.31	19	117.97	31	186.28
11	Indian Overseas Bank	5	31.48	7	48.15	0	0.00	12	79.63
12	State Bank of Patiala	1	5.69	30	182.39	18	74.92	49	263.00
13	Bank of India	11	110.00	0	0.00	10	42.00	21	152.00
14	Syndicate Bank	5	39.00	16	137.00	17	141.00	38	317.00
15	Vijaya Bank	0	0.00	0	0.00	0	0.00	0	0.00
16	Corporation Bank	16	84.47	3	16.59	175	1149.57	194	1250.63
17	Andhra bank	5	41.36	3	21.17	0	0.00	8	62.53
18	Indian Bank	6	32.50	2	10.00	9	51.57	17	94.07
19	United Bank of India	0	0.00	0	0.00	0	0.00	0	0.00
20	State Bank of B & J	0	0.00	2	20.00	0	0.00	2	20.00
21	Bank of Maharashtra	0	0.00	0	0.00	0	0.00	0	0.00
22	Dena Bank	0	0.00	20	137.00	0	0.00	20	137.00
23	IDBI Bank	6	50.00	55	486.10	33	272.65	94	808.75
24	State Bank of Hyderabad	0	0.00	1	6.00	0	0.00	1	6.00
B	Total Non-Lead Banks	75	546.99	249	1907.59	512	3665.90	836	6120.48
C	Total N. Banks (A + B)	116	882.18	533	3323.40	1102	5967.10	1751	10172.68
25	Uttarakhand G.B	19	168.59	57	462.95	65	479.51	141	1111.05
26	U.P. Gramin Bank	0	0.00	0	0.00	0	0.00	0	0.00
D	Total R.R.B.	19	168.59	57	462.95	65	479.51	141	1111.05
27	Co-operative Bank	0	0.00	0	0.00	0	0.00	0	0.00
E	Total Cooperative	0	0.00	0	0.00	0	0.00	0	0.00
F	Total (C+D+E)	135	1050.77	590	3786.35	1167	6446.61	1892	11283.73
28	Nainital Bank	1	7.00	15	132.74	33	249.05	49	388.79
29	Axis Bank	0	0.00	0	0.00	3	24.00	3	24.00
30	ICICI bank	0	0.00	0	0.00	27	170.35	27	170.35
31	HDFC Bank	1	6.00	0	0.00	19	130.60	20	136.60
32	The J & K Bank	0	0.00	0	0.00	0	0.00	0	0.00
33	Fedral Bank Ltd	0	0.00	0	0.00	0	0.00	0	0.00
34	IndusInd Bank	0	0.00	0	0.00	0	0.00	0	0.00
35	The Karnataka bank	1	6.80	0	0.00	3	19.75	4	26.55
36	The South Indian Bank Ltd	0	0.00	0	0.00	1	8.00	1	8.00
37	Standard Chartered Bank	0	0.00	0	0.00	0	0.00	0	0.00
38	Yes Bank	0	0.00	0	0.00	0	0.00	0	0.00
39	Kotak Mahinda	0	0.00	0	0.00	2	19.50	2	19.50
40	Bhartiya Mahila Bank	0	0.00	0	0.00	1	10.00	1	10.00
41	BANDHAN BANK	0	0.00	0	0.00	0	0.00	0	0.00
G	Total Private Bank	3	19.80	15	132.74	89	631.25	107	783.79
H	Total All Bank (F+G)	138	1070.57	605	3919.09	1256	7077.86	1999	12067.52

PROGRESS OF MUDRA LOAN UNDER PMMY

AS ON 30 SEPTEMBER 2016

(in Lacs)

S. No.	Name of the Bank	All Total MUDRA							
		Manufacturing		Trading		Service		Total	
		No.	Amt.	No.	Amt.	No.	Amt.	No.	Amt.
1	State Bank of India	1199	390.19	3241	3624.19	1366	1791.82	5806	5806.20
2	Punjab National Bank	132	306.88	435	754.37	1936	3396.94	2503	4458.19
3	Bank of Baroda	52	260.97	219	288.10	312	654.91	583	1203.98
A	Total Lead Banks	1383	958.03	3895	4666.66	3614	5843.67	8892	11468.37
4	Oriental Bank of Comm.	14	70.18	239	546.86	391	978.37	644	1595.41
5	Union Bank of India	27	23.98	1	3.00	317	499.56	345	526.54
6	Canara Bank	123	194.78	483	677.48	1127	1651.28	1733	2523.54
7	Central Bank of India	11	14.96	2	0.94	187	422.82	200	438.72
8	Punjab & Sind Bank	6	31.25	168	258.93	446	706.40	620	996.58
9	Allahabad Bank	6	36.45	131	395.01	242	707.36	379	1138.82
10	UCO Bank	13	35.21	40	133.71	128	265.33	181	434.25
11	Indian Overseas Bank	60	95.10	61	125.07	147	199.88	268	420.05
12	State Bank of Patiala	22	27.65	184	311.68	92	143.93	298	483.26
13	Bank of India	79	198.77	138	148.10	116	195.62	333	542.49
14	Syndicate Bank	15	44.20	196	485.45	180	475.45	391	1005.10
15	Vijaya Bank	0	0.00	7	4.96	3	3.00	10	7.96
16	Corporation Bank	81	154.88	21	24.61	1887	2774.85	1989	2954.34
17	Andhra bank	24	68.87	12	33.82	44	90.88	80	193.57
18	Indian Bank	10	40.25	290	262.03	190	181.39	490	483.67
19	United Bank of India	0	0.00	0	0.00	0	0.00	0	0.00
20	State Bank of B & J	1	0.50	14	35.70	0	0.00	15	36.20
21	Bank of Maharashtra	2	6.80	12	19.95	8	21.90	22	48.65
22	Dena Bank	21	11.90	41	152.50	307	205.60	369	370.00
23	IDBI Bank	145	334.26	276	941.65	148	461.85	569	1737.76
24	State Bank of Hyderabad	2	3.00	6	8.30	0	0.00	8	11.30
B	Total Non-Lead Banks	662	1392.99	2322	4569.74	5960	9985.47	8944	15948.20
C	Total N. Banks (A + B)	2045	2351.03	6217	9236.40	9574	15829.14	17836	27416.57
25	Uttarakhand G.B	297	631.83	1057	2658.66	225	918.81	1579	4209.30
26	U.P. Gramin Bank	0	0.00	105	53.00	0	0.00	105	53.00
D	Total R.R.B.	297	631.83	1162	2711.66	225	918.81	1684	4262.30
27	Co-operative Bank	94	53.51	57	33.70	21	21.00	172	108.21
E	Total Cooperative	94	53.51	57	33.70	21	21.00	172	108.21
F	Total (C+D+E)	2436	3036.37	7436	11981.76	9820	16768.95	19692	31787.08
28	Nainital Bank	12	37.90	115	376.16	171	515.30	298	929.36
29	Axis Bank	0	0.00	0	0.00	19	84.69	19	84.69
30	ICICI bank	1	0.22	0	0.00	52	251.45	53	251.67
31	HDFC Bank	77	57.51	0	0.00	207	303.22	284	360.73
32	The J & K Bank	0	0.00	0	0.00	0	0.00	0	0.00
33	Fedral Bank Ltd	0	0.00	0	0.00	0	0.00	0	0.00
34	IndusInd Bank	0	0.00	0	0.00	0	0.00	0	0.00
35	The Karnataka bank	1	6.80	0	0.00	7	29.15	8	35.95
36	The South Indian Bank Ltd	0	0.00	0	0.00	1	8.00	1	8.00
37	Standard Chartered Bank	0	0.00	0	0.00	0	0.00	0	0.00
38	Yes Bank	0	0.00	0	0.00	0	0.00	0	0.00
39	Kotak Mahinda	0	0.00	0	0.00	19	82.99	19	82.99
40	Bhartiya Mahila Bank	7	3.10	7	3.50	15	17.90	29	24.50
41	BANDHAN BANK	0	0.00	0	0.00	0	0.00	0	0.00
G	Total Private Bank	98	105.53	122	379.66	491	1292.70	711	1777.89
H	Total All Bank (F+G)	2534	3141.90	7558	12361.42	10311	18061.65	20403	33564.97

**STATEMENT OF SICK UNITS (SSI) FOR UTTARAKHAND
(EXCLUDING STATE SPONSORED SCHEMES i.e. PMRY etc.)**

AS ON 30 SEPTEMBER 2016

(in Lacs)

S. No.	Name of the Bank	Potentiality Viable Sick SSI Unit(s)		Non Viable Sick Unit(s)		Total Number of Sick SSI Unit(s)		Units Rehabilitated After Nursing		Sick viable units yet to be rehabilitated	
		No.	Amt.	No.	Amt.	No.	Amt.	No.	Amt.	No.	Amt.
1	State Bank of India	39	117.75	59	51.30	98	169.05	18	28.75	52	126.45
2	Punjab National Bank	0	0.00	566	4219.53	566	4219.53	0	0.00	0	0.00
3	Bank of Baroda	202	2700.00	21	1400.00	223	4100.00	0	0.00	0	0.00
A	Total Lead Banks	241	2817.75	646	5670.83	887	8488.58	18	28.75	52	126.45
4	Oriental Bank of Comm.	0	0.00	386	5006.87	386	5006.87	0	0.00	0	0.00
5	Union Bank of India	0	0.00	23	57.98	23	57.98	0	0.00	0	0.00
6	Canara Bank	0	0.00	0	0.00	0	0.00	0	0.00	0	0.00
7	Central Bank of India	0	0.00	0	0.00	0	0.00	0	0.00	2	0.80
8	Punjab & Sind Bank	0	0.00	0	0.00	0	0.00	0	0.00	0	0.00
9	Allahabad Bank	0	0.00	39	261.42	39	261.42	0	0.00	39	261.42
10	UCO Bank	0	0.00	0	0.00	0	0.00	0	0.00	0	0.00
11	Indian Overseas Bank	0	0.00	1116	500.00	1116	500.00	2	161.00	0	0.00
12	State Bank of Patiala	0	0.00	0	0.00	0	0.00	0	0.00	0	0.00
13	Bank of India	295	554.09	201	251.15	496	805.24	35	70.48	46	107.63
14	Syndicate Bank	0	0.00	0	0.00	0	0.00	0	0.00	0	0.00
15	Vijaya Bank	0	0.00	5	118.00	5	118.00	0	0.00	0	0.00
16	Corporation Bank	0	0.00	0	0.00	0	0.00	0	0.00	0	0.00
17	Andhra bank	0	0.00	0	0.00	0	0.00	0	0.00	0	0.00
18	Indian Bank	0	0.00	0	0.00	0	0.00	0	0.00	0	0.00
19	United Bank of India	0	0.00	0	0.00	0	0.00	0	0.00	0	0.00
20	State Bank of B & J	0	0.00	0	0.00	0	0.00	0	0.00	0	0.00
21	Bank of Maharashtra	0	0.00	0	0.00	0	0.00	0	0.00	0	0.00
22	Dena Bank	0	0.00	0	0.00	0	0.00	0	0.00	0	0.00
23	IDBI Bank	0	0.00	5	623.64	5	623.64	0	0.00	0	0.00
24	State Bank of Hyderabad	0	0.00	0	0.00	0	0.00	0	0.00	0	0.00
B	Total Non-Lead Banks	295	554.09	1775	6819.06	2070	7373.15	37	231.48	87	369.85
C	Total N. Banks (A + B)	536	3371.84	2421	12489.89	2957	15861.73	55	260.23	139	496.30
25	Uttarakhand G.B	0	0.00	0	0.00	0	0.00	0	0.00	0	0.00
26	U.P. Gramin Bank	0	0.00	0	0.00	0	0.00	0	0.00	0	0.00
D	Total R.R.B.	0	0.00	0	0.00	0	0.00	0	0.00	0	0.00
27	Co-operative Bank	0	0.00	0	0.00	0	0.00	0	0.00	0	0.00
E	Total Cooperative	0	0.00	0	0.00	0	0.00	0	0.00	0	0.00
F	Total (C+D+E)	536	3371.84	2421	12489.89	2957	15861.73	55	260.23	139	496.30
28	Nainital Bank	811	1792.37	0	0.00	811	1792.37	0	0.00	0	0.00
29	Axis Bank	0	0.00	1	0.09	1	0.09	0	0.00	0	0.00
30	ICICI bank	0	0.00	0	0.00	0	0.00	0	0.00	0	0.00
31	HDFC Bank	5	35.11	0	0.00	5	35.11	0	0.00	0	0.00
32	The J & K Bank	0	0.00	0	0.00	0	0.00	0	0.00	0	0.00
33	Fedral Bank Ltd	0	0.00	0	0.00	0	0.00	0	0.00	0	0.00
34	IndusInd Bank	0	0.00	385	67.61	385	67.61	0	0.00	0	0.00
35	The Karnataka bank	0	0.00	0	0.00	0	0.00	0	0.00	0	0.00
36	The South Indian Bank Ltd	0	0.00	0	0.00	0	0.00	0	0.00	0	0.00
37	Standard Chartered Bank	0	0.00	0	0.00	0	0.00	0	0.00	0	0.00
38	Yes Bank	0	0.00	0	0.00	0	0.00	0	0.00	0	0.00
39	Kotak Mahinda	0	0.00	0	0.00	0	0.00	0	0.00	0	0.00
40	Bhartiya Mahila Bank	0	0.00	0	0.00	0	0.00	0	0.00	0	0.00
41	BANDHAN BANK	0	0.00	0	0.00	0	0.00	0	0.00	0	0.00
G	Total Private Bank	816	1827.48	386	67.70	1202	1895.18	0	0.00	0	0.00
H	Total All Bank (F+G)	1352	5199.32	2807	12557.59	4159	17756.91	55	260.23	139	496.30

NPA MANAGEMENT (SEGMENTWISE)

POSITION AS ON 30.09.2016

(in Lacs)

S. No.	Name of the Bank	NPA Position as on 31.03.2016										Total	
		C&I		Agri.		SSI		SBF		Per.			
		No.	Amt.	No.	Amt.	No.	Amt.	No.	Amt.	No.	Amt.	No.	Amt.
1	State Bank of India	93	1717.99	10137	8598.41	1306	2711.51	5399	2865.26	3306	2987.82	20241	18880.99
2	Punjab National Bank	312	16569.84	2855	5568.32	2607	39814.42	898	4351.16	314	2393.75	6986	68697.49
3	Bank of Baroda	44	7171.95	2581	7404.53	994	6267.06	564	1864.69	159	162.82	4342	22871.05
A	Total Lead Banks	449	25459.78	15573	21571.26	4907	48792.99	6861	9081.11	3779	5544.39	31569	110449.53
4	Oriental Bank of Comm.	0	0.00	203	552.85	63	1171.21	277	1944.81	147	1386.04	690	5054.91
5	Union Bank of India	0	0.00	593	700.84	1341	6365.75	746	420.58	166	180.26	2846	7667.43
6	Canara Bank	0	0.00	3643	850.00	1759	6371.00	224	65.00	580	685.00	6206	7971.00
7	Central Bank of India	0	0.00	106	625.45	1406	4487.16	0	0.00	0	0.00	1512	5112.61
8	Punjab & Sind Bank	0	0.00	505	1270.68	519	1293.20	13	41.86	28	51.55	1065	2657.29
9	Allahabad Bank	0	0.00	1233	1572.25	89	901.01	0	0.00	261	1127.01	1583	3600.27
10	UCO Bank	0	0.00	23	199.30	188	1133.50	0	0.00	495	2037.87	706	3370.67
11	Indian Overseas Bank	0	0.00	2366	2373.96	195	804.76	0	0.00	3512	854.03	6073	4032.75
12	State Bank of Patiala	1	0.07	712	11.72	17	1.07	186	5.23	143	3.53	1059	21.62
13	Bank of India	67	239.31	89	151.27	73	66.00	150	581.29	5	2.16	384	1040.03
14	Syndicate Bank	194	156.36	7	3.00	586	590.60	977	637.32	173	134.95	1937	1522.23
15	Vijaya Bank	0	0.00	1	11.82	20	214.32	32	26.05	13	48.24	66	300.43
16	Corporation Bank	0	0.00	0	0.00	0	0.00	0	0.00	0	0.00	0	0.00
17	Andhra bank	0	0.00	0	0.00	1	0.91	0	0.00	25	100.92	26	101.83
18	Indian Bank	0	0.00	39	90.47	24	171.66	4	31.02	2	3.30	69	296.45
19	United Bank of India	0	0.00	0	0.00	0	0.00	0	0.00	0	0.00	0	0.00
20	State Bank of B & J	0	0.00	0	0.00	4	7.20	32	10.34	13	33.65	49	51.19
21	Bank of Maharashtra	0	0.00	0	0.00	11	557.37	0	0.00	11	25.65	22	583.02
22	Dena Bank	0	0.00	7	19.50	26	280.50	21	87.50	0	0.00	54	387.50
23	IDBI Bank	10	424.00	103	87.41	1	39.15	23	57.68	112	90.39	249	698.63
24	State Bank of Hyderabad	0	0.00	0	0.00	5	174.34	1	8.50	3	16.00	9	198.84
B	Total Non-Lead Banks	272	819.74	9630	8520.52	6328	24630.71	2686	3917.18	5689	6780.55	24605	44668.70
C	Total N. Banks (A + B)	721	26279.52	25203	30091.78	11235	73423.70	9547	12998.29	9468	12324.94	56174	155118.23
25	Uttarakhand G.B	5	41.47	10651	8241.46	1821	2812.58	3167	6172.24	1450	2489.46	17094	19757.21
26	U.P. Gramin Bank	0	0.00	23	5.98	11	0.01	0	0.00	0	0.00	34	5.99
D	Total R.R.B.	5	41.47	10674	8247.44	1832	2812.59	3167	6172.24	1450	2489.46	17128	19763.20
27	Co-operative Bank	5814	3055.46	9995	7021.67	5811	2367.80	5491	1574.77	14006	10900.14	41117	24919.84
E	Total Cooperative	5814	3055.46	9995	7021.67	5811	2367.80	5491	1574.77	14006	10900.14	41117	24919.84
F	Total (C+D+E)	6540	29376.45	45872	45360.89	18878	78604.09	18205	20745.30	24924	25714.54	114419	199801.27
28	Nainital Bank	0	0.00	378	1635.76	354	801.28	0	0.00	719	1586.20	1451	4023.24
29	Axis Bank	0	0.00	495	4502.53	5	31.44	0	0.00	85	174.11	585	4708.08
30	ICICI bank	0	0.00	0	0.00	0	0.00	0	0.00	0	0.00	0	0.00
31	HDFC Bank	0	0.00	161	505.96	141	102.42	2	0.70	615	369.12	919	978.20
32	The J & K Bank	0	0.00	0	0.00	0	0.00	0	0.00	3	244.59	3	244.59
33	Fedral Bank Ltd	0	0.00	0	0.00	0	0.00	0	0.00	0	0.00	0	0.00
34	IndusInd Bank	0	0.00	170	38.62	787	120.01	0	0.00	0	0.00	957	158.63
35	The Karnataka bank	3	2.99	0	0.00	2	6.03	0	0.00	0	0.00	5	9.02
36	The South Indian Bank Ltd	1	9.60	0	0.00	0	0.00	0	0.00	0	0.00	1	9.60
37	Standard Chartered Bank	0	0.00	0	0.00	0	0.00	0	0.00	0	0.00	0	0.00
38	Yes Bank	0	0.00	0	0.00	0	0.00	0	0.00	0	0.00	0	0.00
39	Kotak Mahinda	0	0.00	3	10.45	0	0.00	0	0.00	6	0.00	9	10.45
40	Bhartiya Mahila Bank	0	0.00	0	0.00	3	4.70	0	0.00	0	0.00	3	4.70
41	BANDHAN BANK	0	0.00	0	0.00	0	0.00	0	0.00	0	0.00	0	0.00
G	Total Private Bank	4	12.59	1207	6693.32	1292	1065.88	2	0.70	1428	2374.02	3933	10146.51
H	Total All Bank (F+G)	6544	29389.04	47079	52054.21	20170	79669.97	18207	20746.00	26352	28088.56	118352	209947.78

Contd.

(in Lacs)

S. No.	Name of the Bank	Addition										Total	
		C&I		Agri.		SSI		SBF		Per.		No.	Amt.
		No.	Amt.	No.	Amt.	No.	Amt.	No.	Amt.	No.	Amt.		
1	State Bank of India	18	72.33	1789	1739.12	131	503.86	765	1119.49	606	749.04	3309	4183.84
2	Punjab National Bank	101	8336.86	1431	3476.83	545	4169.84	420	1907.91	501	1104.61	2998	18996.05
3	Bank of Baroda	41	292.38	3261	6899.14	1067	6027.93	783	3906.65	137	155.46	5289	17281.56
A	Total Lead Banks	160	8701.57	6481	12115.09	1743	10701.63	1968	6934.05	1244	2009.11	11596	40461.45
4	Oriental Bank of Comm.	0	0.00	238	591.78	35	294.63	226	2569.80	125	582.15	624	4038.36
5	Union Bank of India	0	0.00	371	517.55	5	12.13	0	0.00	29	70.51	405	600.19
6	Canara Bank	0	0.00	229	171.88	187	575.65	0	0.00	165	265.80	581	1013.33
7	Central Bank of India	0	0.00	24	35.77	80	358.23	0	0.00	68	239.59	172	633.59
8	Punjab & Sind Bank	0	0.00	13	37.13	39	140.23	0	0.00	21	66.10	73	243.46
9	Allahabad Bank	0	0.00	4	22.52	156	294.69	0	0.00	58	96.44	218	413.65
10	UCO Bank	0	0.00	50	353.76	169	387.58	0	0.00	284	760.86	503	1502.20
11	Indian Overseas Bank	0	0.00	184	212.82	271	934.38	0	0.00	0	0.00	455	1147.20
12	State Bank of Patiala	3	6.16	15	429.38	40	510.08	35	462.73	19	481.71	112	1890.06
13	Bank of India	105	418.84	210	531.15	135	315.84	0	0.00	2	0.51	452	1266.34
14	Syndicate Bank	0	0.00	0	0.00	0	0.00	0	0.00	0	0.00	0	0.00
15	Vijaya Bank	0	0.00	0	0.00	0	0.00	0	0.00	5	3.20	5	3.20
16	Corporation Bank	0	0.00	0	0.00	0	0.00	0	0.00	0	0.00	0	0.00
17	Andhra bank	0	0.00	0	0.00	0	0.00	0	0.00	0	0.00	0	0.00
18	Indian Bank	0	0.00	5	58.36	16	52.24	4	31.02	0	0.00	25	141.62
19	United Bank of India	0	0.00	0	0.00	0	0.00	0	0.00	0	0.00	0	0.00
20	State Bank of B & J	0	0.00	0	0.00	2	3.00	6	5.00	9	17.00	17	25.00
21	Bank of Maharashtra	0	0.00	0	0.00	1	5.87	0	0.00	7	13.55	8	19.42
22	Dena Bank	0	0.00	5	4.00	74	541.00	0	0.00	0	0.00	79	545.00
23	IDBI Bank	0	0.00	61	42.71	0	0.00	1	9.96	37	36.80	99	89.47
24	State Bank of Hyderabad	0	0.00	0	0.00	10	1023.00	4	25.00	3	10.00	17	1058.00
B	Total Non-Lead Banks	108	425.00	1409	3008.81	1220	5448.55	276	3103.51	832	2644.22	3845	14630.09
C	Total N. Banks (A + B)	268	9126.57	7890	15123.90	2963	16150.18	2244	10037.56	2076	4653.33	15441	55091.54
25	Uttarakhand G.B	21	86.55	1608	2764.71	476	3500.01	530	2306.13	293	2348.15	2928	11005.55
26	U.P. Gramin Bank	0	0.00	7	0.54	0	0.00	0	0.00	0	0.00	7	0.54
D	Total R.R.B.	21	86.55	1615	2765.25	476	3500.01	530	2306.13	293	2348.15	2935	11006.09
27	Co-operative Bank	0	0.00	0	0.00	0	0.00	0	0.00	0	0.00	0	0.00
E	Total Cooperative	0	0.00	0	0.00	0	0.00	0	0.00	0	0.00	0	0.00
F	Total (C+D+E)	289	9213.12	9505	17889.15	3439	19650.19	2774	12343.69	2369	7001.48	18376	66097.63
28	Nainital Bank	0	0.00	490	1198.16	567	3002.83	0	0.00	89	152.21	1146	4353.20
29	Axis Bank	41	195.10	98	830.58	1	2.36	0	0.00	0	0.00	140	1028.04
30	ICICI bank	0	0.00	0	0.00	0	0.00	0	0.00	0	0.00	0	0.00
31	HDFC Bank	0	0.00	269	887.74	324	198.04	8	6.68	655	489.85	1256	1582.31
32	The J & K Bank	0	0.00	0	0.00	0	0.00	0	0.00	2	7.79	2	7.79
33	Fedral Bank Ltd	5	38.00	0	0.00	0	0.00	0	0.00	0	0.00	5	38.00
34	IndusInd Bank	0	0.00	0	0.00	0	0.00	0	0.00	0	0.00	0	0.00
35	The Karnataka bank	0	0.00	0	0.00	4	7.95	0	0.00	0	0.00	4	7.95
36	The South Indian Bank Ltd	2	14.00	0	0.00	0	0.00	0	0.00	0	0.00	2	14.00
37	Standard Chartered Bank	0	0.00	0	0.00	0	0.00	0	0.00	0	0.00	0	0.00
38	Yes Bank	0	0.00	0	0.00	0	0.00	0	0.00	0	0.00	0	0.00
39	Kotak Mahinda	0	0.00	10	188.11	2	522.97	0	0.00	0	0.00	12	711.08
40	Bhartiya Mahila Bank	0	0.00	0	0.00	0	0.00	0	0.00	0	0.00	0	0.00
41	BANDHAN BANK	0	0.00	0	0.00	0	0.00	0	0.00	0	0.00	0	0.00
G	Total Private Bank	48	247.10	867	3104.59	898	3734.15	8	6.68	746	649.85	2567	7742.37
H	Total All Bank (F+G)	337	9460.22	10372	20993.74	4337	23384.34	2782	12350.37	3115	7651.33	20943	73840.00

(in Lacs)

S. No.	Name of the Bank	Recovery										Total	
		C&I		Agri.		SSI		SBF		Per.			
		No.	Amt.	No.	Amt.	No.	Amt.	No.	Amt.	No.	Amt.	No.	Amt.
1	State Bank of India	16	397.60	2383	636.48	236	333.76	1269	1014.36	375	328.08	4279	2710.28
2	Punjab National Bank	23	3560.08	232	170.18	157	724.82	94	82.84	26	101.81	532	4639.73
3	Bank of Baroda	17	59.46	338	750.76	210	620.24	67	301.66	2	0.56	634	1732.68
A	Total Lead Banks	56	4017.14	2953	1557.42	603	1678.82	1430	1398.86	403	430.45	5445	9082.69
4	Oriental Bank of Comm.	0	0.00	30	32.66	2	76.00	48	179.87	20	54.76	100	343.29
5	Union Bank of India	0	0.00	543	321.59	71	20.02	0	0.00	34	68.50	648	410.11
6	Canara Bank	0	0.00	272	135.20	125	205.13	0	0.00	39	44.38	436	384.71
7	Central Bank of India	0	0.00	0	0.00	0	0.00	0	0.00	0	0.00	0	0.00
8	Punjab & Sind Bank	0	0.00	17	10.67	0	0.00	0	0.00	0	0.00	17	10.67
9	Allahabad Bank	0	0.00	168	161.81	4	45.00	0	0.00	40	487.70	212	694.51
10	UCO Bank	0	0.00	19	30.60	122	1081.62	0	0.00	151	1311.07	292	2423.29
11	Indian Overseas Bank	0	0.00	136	562.00	242	249.31	0	0.00	42	73.00	420	884.31
12	State Bank of Patiala	0	0.00	2	3.51	10	132.66	14	157.12	11	42.48	37	335.77
13	Bank of India	46	230.02	15	117.56	33	54.18	12	25.99	0	0.00	106	427.75
14	Syndicate Bank	0	0.00	0	0.00	0	0.00	0	0.00	0	0.00	0	0.00
15	Vijaya Bank	0	0.00	0	0.00	0	0.00	0	0.00	0	0.00	0	0.00
16	Corporation Bank	0	0.00	0	0.00	0	0.00	0	0.00	0	0.00	0	0.00
17	Andhra bank	0	0.00	0	0.00	0	0.00	0	0.00	0	0.00	0	0.00
18	Indian Bank	0	0.00	3	1.89	1	0.57	3	15.45	0	0.00	7	17.91
19	United Bank of India	0	0.00	0	0.00	0	0.00	0	0.00	0	0.00	0	0.00
20	State Bank of B & J	0	0.00	0	0.00	0	0.00	0	0.00	7	4.75	7	4.75
21	Bank of Maharashtra	0	0.00	0	0.00	0	0.00	0	0.00	0	0.00	0	0.00
22	Dena Bank	0	0.00	0	0.00	3	6.00	0	0.00	0	0.00	3	6.00
23	IDBI Bank	2	5.00	38	36.89	1	9.00	16	17.33	19	17.12	76	85.34
24	State Bank of Hyderabad	0	0.00	0	0.00	1	60.00	0	0.00	1	0.40	2	60.40
B	Total Non-Lead Banks	48	235.02	1243	1414.38	615	1939.49	93	395.76	364	2104.16	2363	6088.81
C	Total N. Banks (A + B)	104	4252.16	4196	2971.80	1218	3618.31	1523	1794.62	767	2534.61	7808	15171.50
25	Uttarakhand G.B	0	0.00	269	325.32	108	160.36	240	391.35	153	304.68	770	1181.71
26	U.P. Gramin Bank	0	0.00	0	0.00	11	0.01	0	0.00	0	0.00	11	0.01
D	Total R.R.B.	0	0.00	269	325.32	119	160.37	240	391.35	153	304.68	781	1181.72
27	Co-operative Bank	128	690.09	914	979.58	738	288.73	480	149.59	819	759.39	3079	2867.38
E	Total Cooperative	128	690.09	914	979.58	738	288.73	480	149.59	819	759.39	3079	2867.38
F	Total (C+D+E)	232	4942.25	5379	4276.70	2075	4067.41	2243	2335.56	1739	3598.68	11668	19220.60
28	Nainital Bank	0	0.00	79	100.40	32	1001.54	0	0.00	490	817.30	601	1919.24
29	Axis Bank	0	0.00	0	0.00	0	0.00	0	0.00	0	0.00	0	0.00
30	ICICI bank	0	0.00	0	0.00	0	0.00	0	0.00	0	0.00	0	0.00
31	HDFC Bank	0	0.00	0	0.00	0	0.00	0	0.00	0	0.00	0	0.00
32	The J & K Bank	0	0.00	0	0.00	0	0.00	0	0.00	4	23.00	4	23.00
33	Fedral Bank Ltd	0	0.00	0	0.00	0	0.00	0	0.00	0	0.00	0	0.00
34	IndusInd Bank	0	0.00	75	3.96	353	32.20	0	0.00	0	0.00	428	36.16
35	The Karnataka bank	0	0.00	0	0.00	1	2.66	0	0.00	0	0.00	1	2.66
36	The South Indian Bank Ltd	0	0.00	0	0.00	0	0.00	0	0.00	0	0.00	0	0.00
37	Standard Chartered Bank	0	0.00	0	0.00	0	0.00	0	0.00	0	0.00	0	0.00
38	Yes Bank	0	0.00	0	0.00	0	0.00	0	0.00	0	0.00	0	0.00
39	Kotak Mahinda	0	0.00	0	0.00	0	0.00	0	0.00	0	0.00	0	0.00
40	Bhartiya Mahila Bank	0	0.00	0	0.00	0	0.00	0	0.00	0	0.00	0	0.00
41	BANDHAN BANK	0	0.00	0	0.00	0	0.00	0	0.00	0	0.00	0	0.00
G	Total Private Bank	0	0.00	154	104.36	386	1036.40	0	0.00	494	840.30	1034	1981.06
H	Total All Bank (F+G)	232	4942.25	5533	4381.06	2461	5103.81	2243	2335.56	2233	4438.98	12702	21201.66

(In Lacs)

S. No.	Name of the Bank	NPA Position as on 30.09.2016							
		C&I		Agri.		SSI		SBF	
		No.	Amt.	No.	Amt.	No.	Amt.	No.	Amt.
1	State Bank of India	95	1392.72	9543	9701.05	1201	2881.61	4895	2970.39
2	Punjab National Bank	390	21346.62	4054	8874.97	2995	43259.44	1224	6176.23
3	Bank of Baroda	68	7404.87	5504	13552.91	1851	11674.75	1280	5469.68
A	Total Lead Banks	553	30144.21	19101	32128.93	6047	57815.80	7399	14616.30
4	Oriental Bank of Comm.	0	0.00	411	1111.97	96	1389.84	455	4334.74
5	Union Bank of India	0	0.00	421	896.80	1275	6357.86	746	420.58
6	Canara Bank	0	0.00	3600	886.68	1821	6741.52	224	65.00
7	Central Bank of India	0	0.00	130	661.22	1486	4845.39	0	0.00
8	Punjab & Sind Bank	0	0.00	501	1297.14	558	1433.43	13	41.86
9	Allahabad Bank	0	0.00	1069	1432.96	241	1150.70	0	0.00
10	UCO Bank	0	0.00	54	522.46	235	439.46	0	0.00
11	Indian Overseas Bank	0	0.00	2414	2024.78	224	1489.83	0	0.00
12	State Bank of Patiala	4	6.23	725	437.59	47	378.49	207	310.84
13	Bank of India	126	428.13	284	564.86	175	327.66	138	555.30
14	Syndicate Bank	194	156.36	7	3.00	586	590.60	977	637.32
15	Vijaya Bank	0	0.00	1	11.82	20	214.32	32	26.05
16	Corporation Bank	0	0.00	0	0.00	0	0.00	0	0.00
17	Andhra bank	0	0.00	0	0.00	1	0.91	0	0.00
18	Indian Bank	0	0.00	41	146.94	39	223.33	5	46.59
19	United Bank of India	0	0.00	0	0.00	0	0.00	0	0.00
20	State Bank of B & J	0	0.00	0	0.00	6	10.20	38	15.34
21	Bank of Maharashtra	0	0.00	0	0.00	12	563.24	0	0.00
22	Dena Bank	0	0.00	12	23.50	97	815.50	21	87.50
23	IDBI Bank	8	419.00	126	93.23	0	30.15	8	50.31
24	State Bank of Hyderabad	0	0.00	0	0.00	14	1137.34	5	33.50
B	Total Non-Lead Banks	332	1009.72	9796	10114.95	6933	28139.77	2869	6624.93
C	Total N. Banks (A + B)	885	31153.93	28897	42243.88	12980	85955.57	10268	21241.23
25	Uttarakhand G.B	26	128.02	11990	10680.85	2189	6152.23	3457	8087.02
26	U.P. Gramin Bank	0	0.00	30	6.52	0	0.00	0	0.00
D	Total R.R.B.	26	128.02	12020	10687.37	2189	6152.23	3457	8087.02
27	Co-operative Bank	5686	2365.37	9081	6042.09	5073	2079.07	5011	1425.18
E	Total Cooperative	5686	2365.37	9081	6042.09	5073	2079.07	5011	1425.18
F	Total (C+D+E)	6597	33647.32	49998	58973.34	20242	94186.87	18736	30753.43
28	Nainital Bank	0	0.00	789	2733.52	889	2802.57	0	0.00
29	Axis Bank	41	195.10	593	5333.11	6	33.80	0	0.00
30	ICICI bank	0	0.00	0	0.00	0	0.00	0	0.00
31	HDFC Bank	0	0.00	430	1393.70	465	300.46	10	7.38
32	The J & K Bank	0	0.00	0	0.00	0	0.00	0	0.00
33	Fedral Bank Ltd	5	38.00	0	0.00	0	0.00	0	0.00
34	IndusInd Bank	0	0.00	95	34.66	434	87.81	0	0.00
35	The Karnataka bank	3	2.99	0	0.00	5	11.32	0	0.00
36	The South Indian Bank Ltd	3	23.60	0	0.00	0	0.00	0	0.00
37	Standard Chartered Bank	0	0.00	0	0.00	0	0.00	0	0.00
38	Yes Bank	0	0.00	0	0.00	0	0.00	0	0.00
39	Kotak Mahinda	0	0.00	13	198.56	2	522.97	0	0.00
40	Bhartiya Mahila Bank	0	0.00	0	0.00	3	4.70	0	0.00
41	BANDHAN BANK	0	0.00	0	0.00	0	0.00	0	0.00
G	Total Private Bank	52	259.69	1920	9693.55	1804	3763.63	10	7.38
H	Total All Bank (F+G)	6649	33907.01	51918	68666.89	22046	97950.50	18746	30760.81

Contd.

(in Lacs)

S.No.	Name of the Bank	NPA Position as on 30.09.2016				Total Advances		% of NPA To Total advances
		Per.		Total NPA		No.	Amt.	
		No.	Amt.	No.	Amt.			
1	State Bank of India	3537	3408.78	19271	20354.55	277613	1465417.00	1.39
2	Punjab National Bank	789	3396.55	9452	83053.81	162220	910980.00	9.12
3	Bank of Baroda	294	317.72	8997	38419.93	55779	250565.00	15.33
A	Total Lead Banks	4620	7123.05	37720	141828.29	495612	2626962.00	5.40
4	Oriental Bank of Comm.	252	1913.43	1214	8749.98	41306	206643.00	4.23
5	Union Bank of India	161	182.27	2603	7857.51	30504	181409.00	4.33
6	Canara Bank	706	906.42	6351	8599.62	23165	128602.00	6.69
7	Central Bank of India	68	239.59	1684	5746.20	15963	56857.00	10.11
8	Punjab & Sind Bank	49	117.65	1121	2890.08	14818	56524.00	5.11
9	Allahabad Bank	279	735.75	1589	3319.41	19832	94335.00	3.52
10	UCO Bank	628	1487.66	917	2449.58	10150	51938.00	4.72
11	Indian Overseas Bank	3470	781.03	6108	4295.64	9430	99973.00	4.30
12	State Bank of Patiala	151	442.76	1134	1575.91	11522	52355.00	3.01
13	Bank of India	7	2.67	730	1878.62	28731	80396.00	2.34
14	Syndicate Bank	173	134.95	1937	1522.23	11474	42644.00	3.57
15	Vijaya Bank	18	51.44	71	303.63	966	6730.00	4.51
16	Corporation Bank	0	0.00	0	0.00	9045	37206.00	0.00
17	Andhra bank	25	100.92	26	101.83	2779	24781.00	0.41
18	Indian Bank	2	3.30	87	420.16	2729	8849.00	4.75
19	United Bank of India	0	0.00	0	0.00	2903	8256.00	0.00
20	State Bank of B & J	15	45.90	59	71.44	1005	6561.00	1.09
21	Bank of Maharashtra	18	39.20	30	602.44	926	4817.00	12.51
22	Dena Bank	0	0.00	130	926.50	2598	29422.00	3.15
23	IDBI Bank	130	110.07	272	702.76	10201	65028.00	1.08
24	State Bank of Hyderabad	5	25.60	24	1196.44	1479	20892.00	5.73
B	Total Non-Lead Banks	6157	7320.61	26087	53209.98	251526	1264218.00	4.21
C	Total N. Banks (A + B)	10777	14443.66	63807	195038.27	747138	3891180.00	5.01
25	Uttarakhand G.B	1590	4532.93	19252	29581.05	126914	194743.00	15.19
26	U.P. Gramin Bank	0	0.00	30	6.52	795	550.00	1.19
D	Total R.R.B.	1590	4532.93	19282	29587.57	127709	195293.00	15.15
27	Co-operative Bank	13187	10140.75	38038	22052.46	272072	430345.00	5.12
E	Total Cooperative	13187	10140.75	38038	22052.46	272072	430345.00	5.12
F	Total (C+D+E)	25554	29117.34	121127	246678.30	1146919	4516818.00	5.46
28	Nainital Bank	318	921.11	1996	6457.20	26965	130777.00	4.94
29	Axis Bank	85	174.11	725	5736.12	2247	147287.00	3.89
30	ICICI bank	0	0.00	0	0.00	19042	92218.00	0.00
31	HDFC Bank	1270	858.97	2175	2560.51	119947	176397.00	1.45
32	The J & K Bank	1	229.38	1	229.38	310	1999.00	11.47
33	Fedral Bank Ltd	0	0.00	5	38.00	1	3400.00	1.12
34	IndusInd Bank	0	0.00	529	122.47	4923	16088.00	0.76
35	The Karnataka bank	0	0.00	8	14.31	1195	9268.00	0.15
36	The South Indian Bank Ltd	0	0.00	3	23.60	100	2766.00	0.85
37	Standard Chartered Bank	0	0.00	0	0.00	0	0.00	0.00
38	Yes Bank	0	0.00	0	0.00	932	33709.00	0.00
39	Kotak Mahinda	6	0.00	21	721.53	1514	31161.00	2.32
40	Bhartiya Mahila Bank	0	0.00	3	4.70	266	584.00	0.80
41	BANDHAN BANK	0	0.00	0	0.00	0	0.00	0.00
G	Total Private Bank	1680	2183.57	5466	15907.82	177442	645654.00	2.46
H	Total All Bank (F+G)	27234	31300.91	126593	262586.12	1324361	5162472.00	5.09

BANKWISE POSITION OF SEGMENTWISE WRITE-OFF

FROM 01.04.2016 TO 30.09.2016

(in Lacs)

S. No.	Name of the Bank	SSI		SBF		AGL		Non-P.S.		Total	
		No.	Amt.	No.	Amt.	No.	Amt.	No.	Amt.	No.	Amt.
1	State Bank of India	51	64.02	580	516.55	2034	634.00	193	255.72	2858	1470.29
2	Punjab National Bank	0	0.00	0	0.00	0	0.00	0	0.00	0	0.00
3	Bank of Baroda	30	23.38	0	0.00	8	14.29	0	0.00	38	37.67
A	Total Lead Banks	81	87.40	580	516.55	2042	648.29	193	255.72	2896	1507.96
4	Oriental Bank of Comm.	7	208.43	16	313.52	7	69.20	10	40.77	40	631.92
5	Union Bank of India	0	0.00	0	0.00	30	20.65	11	9.90	41	30.55
6	Canara Bank	0	0.00	0	0.00	82	71.99	1	15.00	83	86.99
7	Central Bank of India	0	0.00	0	0.00	0	0.00	0	0.00	0	0.00
8	Punjab & Sind Bank	0	0.00	0	0.00	0	0.00	0	0.00	0	0.00
9	Allahabad Bank	33	23.97	48	21.38	103	53.65	5	1.06	189	100.06
10	UCO Bank	0	0.00	0	0.00	0	0.00	0	0.00	0	0.00
11	Indian Overseas Bank	130	43.98	0	0.00	57	10.03	41	58.13	228	112.14
12	State Bank of Patiala	11	21.23	26	87.11	86	165.67	47	104.43	170	378.44
13	Bank of India	12	8.52	128	17.23	57	5.48	43	15.62	240	46.85
14	Syndicate Bank	0	0.00	0	0.00	0	0.00	0	0.00	0	0.00
15	Vijaya Bank	0	0.00	0	0.00	0	0.00	0	0.00	0	0.00
16	Corporation Bank	0	0.00	0	0.00	0	0.00	0	0.00	0	0.00
17	Andhra bank	0	0.00	0	0.00	0	0.00	0	0.00	0	0.00
18	Indian Bank	0	0.00	0	0.00	0	0.00	0	0.00	0	0.00
19	United Bank of India	35	5.45	0	0.00	0	0.00	0	0.00	35	5.45
20	State Bank of B & J	0	0.00	33	28.93	0	0.00	6	9.86	39	38.79
21	Bank of Maharashtra	0	0.00	0	0.00	0	0.00	0	0.00	0	0.00
22	Dena Bank	0	0.00	0	0.00	0	0.00	0	0.00	0	0.00
23	IDBI Bank	0	0.00	0	0.00	0	0.00	0	0.00	0	0.00
24	State Bank of Hyderabad	0	0.00	0	0.00	0	0.00	0	0.00	0	0.00
B	Total Non-Lead Banks	228	311.58	251	468.17	422	396.67	164	254.77	1065	1431.19
C	Total N. Banks (A + B)	309	398.98	831	984.72	2464	1044.96	357	510.49	3961	2939.15
25	Uttarakhand G.B	0	0.00	0	0.00	0	0.00	0	0.00	0	0.00
26	U.P. Gramin Bank	0	0.00	0	0.00	38	0.04	0	0.00	38	0.04
D	Total R.R.B.	0	0.00	0	0.00	38	0.04	0	0.00	38	0.04
27	Co-operative Bank	0	0.00	0	0.00	0	0.00	0	0.00	0	0.00
E	Total Cooperative	0	0.00	0	0.00	0	0.00	0	0.00	0	0.00
F	Total (C+D+E)	309	398.98	831	984.72	2502	1045.00	357	510.49	3999	2939.19
28	Nainital Bank	0	0.00	0	0.00	0	0.00	0	0.00	0	0.00
29	Axis Bank	0	0.00	0	0.00	119	773.26	0	0.00	119	773.26
30	ICICI bank	0	0.00	0	0.00	0	0.00	0	0.00	0	0.00
31	HDFC Bank	0	0.00	0	0.00	0	0.00	0	0.00	0	0.00
32	The J & K Bank	0	0.00	0	0.00	0	0.00	0	0.00	0	0.00
33	Fedral Bank Ltd	1	10.12	0	0.00	0	0.00	0	0.00	1	10.12
34	IndusInd Bank	0	0.00	0	0.00	0	0.00	0	0.00	0	0.00
35	The Karnataka bank	0	0.00	0	0.00	0	0.00	0	0.00	0	0.00
36	The South Indian Bank Ltd	0	0.00	0	0.00	0	0.00	0	0.00	0	0.00
37	Standard Chartered Bank	0	0.00	0	0.00	0	0.00	0	0.00	0	0.00
38	Yes Bank	0	0.00	0	0.00	0	0.00	0	0.00	0	0.00
39	Kotak Mahinda	0	0.00	0	0.00	0	0.00	0	0.00	0	0.00
40	Bhartiya Mahila Bank	0	0.00	0	0.00	0	0.00	0	0.00	0	0.00
41	BANDHAN BANK	0	0.00	0	0.00	0	0.00	0	0.00	0	0.00
G	Total Private Bank	1	10.12	0	0.00	119	773.26	0	0.00	120	783.38
H	Total All Bank (F+G)	310	409.10	831	984.72	2621	1818.26	357	510.49	4119	3722.57

FOREX BUSINESS

OUTSTANDING FOR THE QUARTER ENDED 30 SEPTEMBER 2016

(in Lacs)

S. No.	Name of the Bank	No. of Branches handling FOREX Business	Outstanding level of Export Business			Outstanding level of Import Business		
			31.03.2015	31.03.16	as on Sept. 2016	31.03.15	31.03.15	as on Sept. 2016
			Amt.	Amt.	Amt.	Amt.	Amt.	Amt.
1	State Bank of India	10	43638.42	2313.31	2313.31	35709.75	83971.96	7002.97
2	Punjab National Bank	5	14516.52	17800.00	17800.00	23403.32	20985.86	17404.73
3	Bank of Baroda	1	428.13	312.47	312.47	1923.61	589.43	615.27
A	Total Lead Banks	16	58583.07	20425.78	20425.78	61036.68	105547.25	25022.97
4	Oriental Bank of Comm.	0	0.00	0.00	0.00	0.00	0.00	0.00
5	Union Bank of India	1	0.00	30.00	30.00	0.00	4178.00	3685.70
6	Canara Bank	0	0.00	295.00	295.00	0.00	3479.00	3662.00
7	Central Bank of India	0	0.00	0.00	0.00	0.00	0.00	0.00
8	Punjab & Sind Bank	0	0.00	0.00	0.00	0.00	0.00	0.00
9	Allahabad Bank	1	0.00	0.00	0.00	0.00	0.00	0.00
10	UCO Bank	0	0.00	0.00	0.00	0.00	0.00	0.00
11	Indian Overseas Bank	0	0.00	0.00	0.00	0.00	0.00	0.00
12	State Bank of Patiala	0	0.00	0.00	0.00	0.00	0.00	0.00
13	Bank of India	0	0.00	0.00	0.00	0.00	0.00	0.00
14	Syndicate Bank	0	0.00	0.00	0.00	0.00	0.00	0.00
15	Vijaya Bank	0	0.00	0.00	0.00	0.00	0.00	0.00
16	Corporation Bank	0	0.00	0.00	0.00	0.00	0.00	0.00
17	Andhra bank	0	0.00	0.00	0.00	0.00	0.00	0.00
18	Indian Bank	0	0.00	0.00	0.00	0.00	0.00	0.00
19	United Bank of India	0	0.00	0.00	0.00	0.00	0.00	0.00
20	State Bank of B & J	0	0.00	0.00	0.00	0.00	0.00	0.00
21	Bank of Maharashtra	0	0.00	0.00	0.00	0.00	0.00	0.00
22	Dena Bank	0	0.00	0.00	0.00	0.00	0.00	0.00
23	IDBI Bank	0	0.00	0.00	0.00	0.00	0.00	0.00
24	State Bank of Hyderabad	0	0.00	0.00	0.00	0.00	0.00	0.00
B	Total Non-Lead Banks	2	0.00	325.00	325.00	0.00	7657.00	7347.70
C	Total N. Banks (A + B)	18	58583.07	20750.78	20750.78	61036.68	113204.25	32370.67
25	Uttarakhand G.B	0	0.00	0.00	0.00	0.00	0.00	0.00
26	U.P. Gramin Bank	0	0.00	0.00	0.00	0.00	0.00	0.00
D	Total R.R.B.	0	0.00	0.00	0.00	0.00	0.00	0.00
27	Co-operative Bank	0	0.00	0.00	0.00	0.00	0.00	0.00
E	Total Cooperative	0	0.00	0.00	0.00	0.00	0.00	0.00
F	Total (C+D+E)	18	58583.07	20750.78	20750.78	61036.68	113204.25	32370.67
28	Nainital Bank	0	0.00	0.00	0.00	0.00	0.00	0.00
29	Axis Bank	0	0.00	410.80	410.80	0.00	120.02	100.80
30	ICICI bank	0	0.00	0.00	0.00	0.00	0.00	0.00
31	HDFC Bank	0	0.00	0.00	0.00	0.00	0.00	0.00
32	The J & K Bank	0	0.00	0.00	0.00	0.00	0.00	0.00
33	Fedral Bank Ltd	0	0.00	0.00	0.00	0.00	0.00	0.00
34	IndusInd Bank	0	0.00	0.00	0.00	0.00	0.00	0.00
35	The Karnataka bank	0	0.00	0.00	0.00	0.00	0.00	0.00
36	The South Indian Bank Ltd	0	0.00	0.00	0.00	0.00	0.00	0.00
37	Standard Chartered Bank	0	0.00	0.00	0.00	0.00	0.00	0.00
38	Yes Bank	0	0.00	0.00	0.00	0.00	0.00	0.00
39	Kotak Mahinda	0	0.00	0.00	0.00	0.00	0.00	0.00
40	Bhartiya Mahila Bank	0	0.00	0.00	0.00	0.00	0.00	0.00
41	BANDHAN BANK	0	0.00	0.00	0.00	0.00	0.00	0.00
G	Total Private Bank	0	0.00	410.80	410.80	0.00	120.02	100.80
H	Total All Bank (F+G)	18	58583.07	21161.58	21161.58	61036.68	113324.27	32471.47

NRI DEPOSITS
OUTSTANDING FOR THE QUARTER ENDED 30 SEPTEMBER 2016

(in Lacs)

S. No.	Name of the Bank	No. of Branches handling FOREX Business	Resident NRI Deposit		Non Resident NRI Deposit		Total	
			No.	Amt.	No.	Amt.	No.	Amt.
1	State Bank of India	14	2952	7141.60	10444	73227.60	13396	80369.20
2	Punjab National Bank	5	1814	17965.71	745	4605.02	2559	22570.73
3	Bank of Baroda	24	1481	9798.50	828	6959.31	2309	16757.81
A	Total Lead Banks	43	6247	34905.81	12017	84791.93	18264	119697.74
4	Oriental Bank of Comm.	0	178	298.97	448	1501.86	626	1800.83
5	Union Bank of India	1	104	395.71	3	20.03	107	415.74
6	Canara Bank	0	0	0.00	1911	5135.50	1911	5135.50
7	Central Bank of India	0	0	0.00	0	0.00	0	0.00
8	Punjab & Sind Bank	0	0	0.00	0	0.00	0	0.00
9	Allahabad Bank	0	0	0.00	47	246.96	47	246.96
10	UCO Bank	0	13	99.65	0	0.00	13	99.65
11	Indian Overseas Bank	0	6717	7664.09	4683	2887.41	11400	10551.50
12	State Bank of Patiala	0	101	604.36	18	65.34	119	669.70
13	Bank of India	0	97	26.75	787	2020.42	884	2047.17
14	Syndicate Bank	0	115	206.90	32	179.20	147	386.10
15	Vijaya Bank	0	0	0.00	41	231.20	41	231.20
16	Corporation Bank	1	0	0.00	245	844.33	245	844.33
17	Andhra bank	0	0	0.00	63	294.98	63	294.98
18	Indian Bank	0	375	1449.48	0	0.00	375	1449.48
19	United Bank of India	0	0	0.00	0	0.00	0	0.00
20	State Bank of B & J	0	0	0.00	2	42.09	2	42.09
21	Bank of Maharashtra	0	13	30.93	1	35.00	14	65.93
22	Dena Bank	0	0	0.00	0	0.00	0	0.00
23	IDBI Bank	0	0	0.00	700	2540.30	700	2540.30
24	State Bank of Hyderabad	0	0	0.00	0	0.00	0	0.00
B	Total Non-Lead Banks	2	7713	10776.84	8981	16044.62	16694	26821.46
C	Total N. Banks (A + B)	45	13960	45682.65	20998	100836.55	34958	146519.20
25	Uttarakhand G.B	0	0	0.00	13	4.49	13	4.49
26	U.P. Gramin Bank	0	0	0.00	0	0.00	0	0.00
D	Total R.R.B.	0	0	0.00	13	4.49	13	4.49
27	Co-operative Bank	0	0	0.00	0	0.00	0	0.00
E	Total Cooperative	0	0	0.00	0	0.00	0	0.00
F	Total (C+D+E)	45	13960	45682.65	21011	100841.04	34971	146523.69
28	Nainital Bank	0	0	0.00	0	0.00	0	0.00
29	Axis Bank	2	0	0.00	238	194.89	238	194.89
30	ICICI bank	0	0	0.00	0	0.00	0	0.00
31	HDFC Bank	0	0	0.00	0	0.00	0	0.00
32	The J & K Bank	0	0	0.00	0	0.00	0	0.00
33	Fedral Bank Ltd	0	0	0.00	1	159.68	1	159.68
34	IndusInd Bank	0	0	0.00	102	4.67	102	4.67
35	The Karnataka bank	0	13	42.64	6	34.44	19	77.08
36	The South Indian Bank Ltd	0	0	0.00	0	0.00	0	0.00
37	Standard Chartered Bank	0	0	0.00	0	0.00	0	0.00
38	Yes Bank	0	0	0.00	0	0.00	0	0.00
39	Kotak Mahinda	0	0	0.00	3	3470.87	3	3470.87
40	Bhartiya Mahila Bank	0	0	0.00	0	0.00	0	0.00
41	BANDHAN BANK	0	0	0.00	0	0.00	0	0.00
G	Total Private Bank	2	13	42.64	350	3864.55	363	3907.19
H	Total All Bank (F+G)	47	13973	45725.29	21361	104705.59	35334	150430.88

FINANCING TO WOMEN BENEFICIARIES
POSITION AS ON 30 SEPTEMBER 2016

(in Lacs)

S. No.	Name of the Bank	Amount of loan disbursed to women beneficiaries under		Amount of loan disbursed to women beneficiaries under		Total Amount of loan disbursed to women beneficiaries		%flow to women	Total outstanding to women beneficiaries under all types of finances \$\$	
		No.	Amt.	No.	Amt.	No.	Amt.		No.	Amt.
1	State Bank of India	628	1379.67	1211	4129.89	1839	5509.56	19.75	28231	27903.45
2	Punjab National Bank	177	450.60	1483	3318.49	1660	3769.09	9.82	19365	38390.24
3	Bank of Baroda	370	721.79	2647	5224.65	3017	5946.44	29.82	8156	19938.81
A	Total Lead Banks	1175	2552.06	5341	12673.03	6516	15225.09	17.66	55752	86232.50
4	Oriental Bank of Comm.	16	28.01	356	1538.47	372	1566.48	7.41	7265	21144.34
5	Union Bank of India	0	0.00	179	540.58	179	540.58	4.12	5568	13111.83
6	Canara Bank	10	5.00	560	1259.53	570	1264.53	5.46	4268	23150.69
7	Central Bank of India	0	0.00	0	0.00	0	0.00	0.00	0	0.00
8	Punjab & Sind Bank	5	10.40	372	1384.07	377	1394.47	17.25	2428	8085.55
9	Allahabad Bank	32	51.70	394	1150.51	426	1202.21	8.46	5312	14214.84
10	UCO Bank	0	0.00	877	3097.24	877	3097.24	125.91	846	2459.96
11	Indian Overseas Bank	38	46.12	352	922.43	390	968.55	61.39	529	1577.79
12	State Bank of Patiala	0	0.00	150	382.50	150	382.50	5.78	1795	6613.20
13	Bank of India	59	164.87	81	347.25	140	512.12	14.68	1150	3488.88
14	Syndicate Bank	9	15.89	351	1428.29	360	1444.18	17.59	1815	8210.00
15	Vijaya Bank	11	9.25	375	1959.64	386	1968.89	105.19	383	1871.74
16	Corporation Bank	0	0.00	72	573.00	72	573.00	13.54	1329	4231.73
17	Andhra bank	0	0.00	0	0.00	0	0.00	0.00	0	0.00
18	Indian Bank	10	4.00	88	124.10	98	128.10	18.03	206	710.31
19	United Bank of India	0	0.00	73	207.00	73	207.00	0.00	0	0.00
20	State Bank of B & J	0	0.00	22	29.00	22	29.00	6.30	217	460.20
21	Bank of Maharashtra	6	4.00	1	0.50	7	4.50	0.00	0	0.00
22	Dena Bank	20	22.00	509	2295.00	529	2317.00	398.80	187	581.00
23	IDBI Bank	134	69.16	1606	3741.74	1740	3810.90	100.00	1742	3810.99
24	State Bank of Hyderabad	2	30.00	0	0.00	2	30.00	0.00	0	0.00
B	Total Non-Lead Banks	352	460.40	6418	20980.85	6770	21441.25	18.85	35040	113723.05
C	Total N. Banks (A + B)	1527	3012.46	11759	33653.88	13286	36666.34	18.34	90792	199955.55
25	Uttarakhand G.B	649	575.12	1321	4049.44	1970	4624.56	14.40	17046	32122.23
26	U.P. Gramin Bank	0	0.00	38	38.43	38	38.43	45.21	147	85.00
D	Total R.R.B.	649	575.12	1359	4087.87	2008	4662.99	14.48	17193	32207.23
27	Co-operative Bank	0	0.00	0	0.00	0	0.00	0.00	0	0.00
E	Total Cooperative	0	0.00	0	0.00	0	0.00	0.00	0	0.00
F	Total (C+D+E)	2176	3587.58	13118	37741.75	15294	41329.33	17.80	107985	232162.78
28	Nainital Bank	86	95.99	502	1629.72	588	1725.71	24.63	3095	7006.07
29	Axis Bank	0	0.00	257	1754.56	257	1754.56	0.00	0	0.00
30	ICICI bank	0	0.00	0	0.00	0	0.00	0.00	0	0.00
31	HDFC Bank	0	0.00	9888	4576.12	9888	4576.12	41.15	37707	11121.42
32	The J & K Bank	0	0.00	4	35.00	4	35.00	0.00	0	0.00
33	Fedral Bank Ltd	0	0.00	0	0.00	0	0.00	0.00	0	0.00
34	IndusInd Bank	0	0.00	0	0.00	0	0.00	0.00	964	798.31
35	The Karnataka bank	0	0.00	91	598.15	91	598.15	0.00	0	0.00
36	The South Indian Bank Ltd	0	0.00	0	0.00	0	0.00	0.00	0	0.00
37	Standard Chartered Bank	0	0.00	0	0.00	0	0.00	0.00	0	0.00
38	Yes Bank	0	0.00	0	0.00	0	0.00	0.00	0	0.00
39	Kotak Mahinda	0	0.00	0	0.00	0	0.00	0.00	0	0.00
40	Bhartiya Mahila Bank	7	10.00	109	300.93	116	310.93	88.33	134	352.00
41	BANDHAN BANK	0	0.00	0	0.00	0	0.00	0.00	0	0.00
G	Total Private Bank	93	105.99	10851	8894.48	10944	9000.47	46.69	41900	19277.80
H	Total All Bank (F+G)	2269	3693.57	23969	46636.23	26238	50329.80	20.02	149885	251440.58

BANK FINANCES TO MINORITY COMMUNITIES

OUTSTANDING AS ON 30 SEPTEMBER 2016

COMMUNITYWISE OUTSTANDING

(in Lacs)

S. No.	Name of the Bank	Christians		Muslims		Sikhs	
		1		2		3	
		A/cs	Amt.	A/cs	Amt.	A/cs	Amt.
1	State Bank of India	283	776.27	25672	58530.21	11713	41860.12
2	Punjab National Bank	111	208.86	12814	23205.26	4309	48265.46
3	Bank of Baroda	200	1048.60	4714	19405.54	8952	48050.33
A	Total Lead Banks	594	2033.73	43200	101141.01	24974	138175.91
4	Oriental Bank of Comm.	133	491.87	4742	10851.10	4206	15504.73
5	Union Bank of India	108	160.86	2914	6509.54	1826	7091.41
6	Canara Bank	0	0.00	0	0.00	0	0.00
7	Central Bank of India	105	224.30	202	491.00	620	837.00
8	Punjab & Sind Bank	21	76.00	1411	5089.71	4630	17477.73
9	Allahabad Bank	148	255.04	2139	3323.85	4279	10313.58
10	UCO Bank	199	545.90	685	1280.04	395	1307.16
11	Indian Overseas Bank	15	16.78	647	1111.51	203	618.72
12	State Bank of Patiala	39	293.17	725	11994.23	920	2861.13
13	Bank of India	30	97.77	966	2986.54	552	1982.06
14	Syndicate Bank	108	86.50	763	1456.08	221	365.75
15	Vijaya Bank	0	0.00	152	345.00	167	1006.00
16	Corporation Bank	29	59.79	826	2095.28	1127	4269.88
17	Andhra bank	44	56.57	578	2384.30	230	796.04
18	Indian Bank	0	0.00	286	577.48	4	2.40
19	United Bank of India	0	0.00	81	185.85	0	0.00
20	State Bank of B & J	0	0.00	50	125.48	48	100.96
21	Bank of Maharashtra	0	0.00	8	44.60	7	101.60
22	Dena Bank	1	1.00	47	78.00	39	93.00
23	IDBI Bank	23	81.94	599	1077.87	223	1518.59
24	State Bank of Hyderabad	3	60.00	21	243.00	12	90.85
B	Total Non-Lead Banks	1006	2507.49	17842	52250.46	19709	66338.59
C	Total N. Banks (A + B)	1600	4541.22	61042	153391.47	44683	204514.50
25	Uttarakhand G.B	135	229.27	2423	2352.84	1375	2179.41
26	U.P. Gramin Bank	0	0.00	208	114.26	0	0.00
D	Total R.R.B.	135	229.27	2631	2467.10	1375	2179.41
27	Co-operative Bank	0	0.00	0	0.00	0	0.00
E	Total Cooperative	0	0.00	0	0.00	0	0.00
F	Total (C+D+E)	1735	4770.49	63673	155858.57	46058	206693.91
28	Nainital Bank	85	180.38	2364	3881.27	2095	11630.70
29	Axis Bank	5	37.38	216	1514.70	1216	16351.73
30	ICICI bank	31	183.92	1049	1613.96	648	2631.34
31	HDFC Bank	81	16.49	13093	4183.60	3855	13202.85
32	The J & K Bank	0	0.00	1	13.25	0	0.00
33	Fedral Bank Ltd	0	0.00	0	0.00	0	0.00
34	IndusInd Bank	4	19.87	2398	2733.95	48	204.12
35	The Karnataka bank	4	18.00	56	128.67	6	28.86
36	The South Indian Bank Ltd	0	0.00	0	0.00	0	0.00
37	Standard Chartered Bank	0	0.00	0	0.00	0	0.00
38	Yes Bank	0	0.00	0	0.00	1	137.00
39	Kotak Mahinda	0	0.00	173	509.56	387	12270.83
40	Bhartiya Mahila Bank	0	0.00	2	0.60	5	2.60
41	BANDHAN BANK	0	0.00	0	0.00	0	0.00
G	Total Private Bank	210	456.04	19352	14579.56	8261	56460.03
H	Total All Bank (F+G)	1945	5226.53	83025	170438.13	54319	263153.94

S. No.	Name of the Bank	Others		Total Adv. (1 to 4)		Total PSA in Uttarakhand		% Share to total PSA in Uttarakhand
		4		A/cs	Amt.	A/cs	Amt.	
		A/cs	Amt.					
1	State Bank of India	46981	140400.00	84649	241566.60	177522	519952.00	46.46
2	Punjab National Bank	255	955.21	17489	72634.79	144792	426362.00	17.04
3	Bank of Baroda	145	1222.47	14011	69726.94	44230	198477.00	35.13
A	Total Lead Banks	47381	142577.68	116149	383928.33	366544	1144791.00	33.54
4	Oriental Bank of Comm.	10	12.15	9091	26859.85	33508	128809.00	20.85
5	Union Bank of India	2895	1505.43	7743	15267.24	27418	99100.33	15.41
6	Canara Bank	3293	11187.50	3293	11187.50	17539	79202.32	14.13
7	Central Bank of India	88	125.00	1015	1677.30	13875	43715.00	3.84
8	Punjab & Sind Bank	0	0.00	6062	22643.44	11698	47013.00	48.16
9	Allahabad Bank	0	0.00	6566	13892.47	16233	67402.00	20.61
10	UCO Bank	8214	26060.22	9493	29193.32	7446	28632.10	101.96
11	Indian Overseas Bank	497	2391.48	1362	4138.49	6466	38509.40	10.75
12	State Bank of Patiala	174	1289.43	1858	16437.96	7321	38907.00	42.25
13	Bank of India	122	173.22	1670	5239.59	13387	36732.10	14.26
14	Syndicate Bank	0	0.00	1092	1908.33	3734	20593.20	9.27
15	Vijaya Bank	51	350.12	370	1701.12	966	11929.60	14.26
16	Corporation Bank	27	125.48	2009	6550.43	6641	26922.00	24.33
17	Andhra bank	1070	10921.09	1922	14158.00	2040	18615.60	76.05
18	Indian Bank	1	4.55	291	584.43	2062	6141.10	9.52
19	United Bank of India	0	0.00	81	185.85	836	7058.00	2.63
20	State Bank of B & J	27	177.07	125	403.51	400	3869.00	10.43
21	Bank of Maharashtra	47	402.51	62	548.71	926	4817.00	11.39
22	Dena Bank	0	0.00	87	172.00	1560	8359.44	2.06
23	IDBI Bank	15	138.36	860	2816.76	9125	28199.00	9.99
24	State Bank of Hyderabad	35	1200.25	71	1594.10	573	11175.00	14.26
B	Total Non-Lead Banks	16566	56063.86	55123	177160.40	183754	755701.19	23.44
C	Total N. Banks (A + B)	63947	198641.54	171272	561088.73	550298	1900492.19	29.52
25	Uttarakhand G.B	20	11.04	3953	4772.56	107445	143953.00	3.32
26	U.P. Gramin Bank	0	0.00	208	114.26	789	533.00	21.44
D	Total R.R.B.	20	11.04	4161	4886.82	108234	144486.00	3.38
27	Co-operative Bank	0	0.00	0	0.00	272072	430345.00	0.00
E	Total Cooperative	0	0.00	0	0.00	272072	430345.00	0.00
F	Total (C+D+E)	63967	198652.58	175433	565975.55	930604	2475323.19	22.86
28	Nainital Bank	7	6.07	4551	15698.42	19578	92005.40	17.06
29	Axis Bank	0	0.00	1437	17903.81	1648	32041.80	55.88
30	ICICI bank	22	153.32	1750	4582.54	13535	49155.45	9.32
31	HDFC Bank	7	1.24	17036	17404.18	50514	89478.00	19.45
32	The J & K Bank	1	0.15	2	13.40	129	1034.00	1.30
33	Fedral Bank Ltd	0	0.00	0	0.00	1	38.00	0.00
34	IndusInd Bank	26	15.10	2476	2973.04	1068	10147.00	29.30
35	The Karnataka bank	226	3310.00	292	3485.53	296	4044.90	86.17
36	The South Indian Bank Ltd	0	0.00	0	0.00	100	2766.00	0.00
37	Standard Chartered Bank	0	0.00	0	0.00	0	0.00	0.00
38	Yes Bank	0	0.00	1	137.00	891	17317.00	0.79
39	Kotak Mahinda	1	35.24	561	12815.63	1187	28663.17	44.71
40	Bhartiya Mahila Bank	0	0.00	7	3.20	212	493.25	0.65
41	BANDHAN BANK	0	0.00	0	0.00	0	0.00	0.00
G	Total Private Bank	290	3521.12	28113	75016.75	89159	327183.97	22.93
H	Total All Bank (F+G)	64257	202173.70	203546	640992.30	1019763	2802507.17	22.87

STATEMENT OF WEAVERS CREDIT CARD
STATEMENT OF WEAVERS CREDIT CARD 30 SEPTEMBER 2016

S.No.	Name of the Bank	Target (2016-17)	Received		Sanctioned		Rejected		Pending		Outstanding	
		No.	No.	Amt.	No.	Amt.	No.	Amt.	No.	Amt.	No.	Amt.
1	State Bank of India	291	47	74.45	42	70.45	5	4.00	0	0.00	92	87.45
2	Punjab National Bank	207	39	19.40	24	13.40	6	3.45	6	2.05	84	41.15
3	Bank of Baroda	105	0	0.00	0	0.00	0	0.00	0	0.00	0	0.00
A	Total Lead Banks	603	86	93.85	66	83.85	11	7.45	6	2.05	176	128.60
4	Oriental Bank of Comm.	56	0	0.00	0	0.00	0	0.00	0	0.00	26	9.80
5	Union Bank of India	61	0	0.00	0	0.00	0	0.00	0	0.00	0	0.00
6	Canara Bank	57	0	0.00	1	0.95	0	0.00	0	0.00	5	2.11
7	Central Bank of India	29	9	4.80	9	4.80	0	0.00	0	0.00	38	16.32
8	Punjab & Sind Bank	32	0	0.00	0	0.00	0	0.00	0	0.00	0	0.00
9	Allahabad Bank	29	0	0.00	0	0.00	0	0.00	0	0.00	0	0.00
10	UCO Bank	40	0	0.00	0	0.00	0	0.00	0	0.00	1	1.50
11	Indian Overseas Bank	34	0	0.00	0	0.00	0	0.00	0	0.00	0	0.00
12	State Bank of Patiala	18	0	0.00	0	0.00	0	0.00	0	0.00	0	0.00
13	Bank of India	24	0	0.00	0	0.00	0	0.00	0	0.00	0	0.00
14	Syndicate Bank	26	0	0.00	0	0.00	0	0.00	0	0.00	7	11.00
15	Vijaya Bank	20	0	0.00	0	0.00	0	0.00	0	0.00	0	0.00
16	Corporation Bank	0	0	0.00	0	0.00	0	0.00	0	0.00	0	0.00
17	Andhra bank	0	0	0.00	0	0.00	0	0.00	0	0.00	0	0.00
18	Indian Bank	0	0	0.00	0	0.00	0	0.00	0	0.00	0	0.00
19	United Bank of India	0	0	0.00	0	0.00	0	0.00	0	0.00	0	0.00
20	State Bank of B & J	0	0	0.00	0	0.00	0	0.00	0	0.00	0	0.00
21	Bank of Maharashtra	0	0	0.00	0	0.00	0	0.00	0	0.00	0	0.00
22	Dena Bank	0	0	0.00	0	0.00	0	0.00	0	0.00	0	0.00
23	IDBI Bank	23	0	0.00	0	0.00	0	0.00	0	0.00	0	0.00
24	State Bank of Hyderabad	0	0	0.00	0	0.00	0	0.00	0	0.00	0	0.00
B	Total Non-Lead Banks	449	9	4.80	10	5.75	0	0.00	0	0.00	77	40.73
C	Total N. Banks (A + B)	1051	95	98.65	76	89.60	11	7.45	6	2.05	253	169.33
25	Uttarakhand G.B	211	15	10.40	15	10.40	0	0.00	0	0.00	152	94.49
26	U.P. Gramin Bank	0	0	0.00	0	0.00	0	0.00	0	0.00	0	0.00
D	Total R.R.B.	211	15	10.40	15	10.40	0	0.00	0	0.00	152	94.49
27	Co-operative Bank	188	0	0.00	0	0.00	0	0.00	0	0.00	0	0.00
E	Total Cooperative	188	0	0.00	0	0.00	0	0.00	0	0.00	0	0.00
F	Total (C+D+E)	1450	110	109.05	91	100.00	11	7.45	6	2.05	405	263.82
28	Nainital Bank	50	0	0.00	0	0.00	0	0.00	0	0.00	0	0.00
29	Axis Bank	0	0	0.00	0	0.00	0	0.00	0	0.00	0	0.00
30	ICICI bank	0	0	0.00	0	0.00	0	0.00	0	0.00	0	0.00
31	HDFC Bank	0	0	0.00	0	0.00	0	0.00	0	0.00	0	0.00
32	The J & K Bank	0	0	0.00	0	0.00	0	0.00	0	0.00	0	0.00
33	Fedral Bank Ltd	0	0	0.00	0	0.00	0	0.00	0	0.00	0	0.00
34	IndusInd Bank	0	0	0.00	0	0.00	0	0.00	0	0.00	0	0.00
35	The Karnataka bank	0	0	0.00	0	0.00	0	0.00	0	0.00	0	0.00
36	The South Indian Bank Ltd	0	0	0.00	0	0.00	0	0.00	0	0.00	0	0.00
37	Standard Chartered Bank	0	0	0.00	0	0.00	0	0.00	0	0.00	0	0.00
38	Yes Bank	0	0	0.00	0	0.00	0	0.00	0	0.00	0	0.00
39	Kotak Mahinda	0	0	0.00	0	0.00	0	0.00	0	0.00	0	0.00
40	Bhartiya Mahila Bank	0	0	0.00	0	0.00	0	0.00	0	0.00	0	0.00
41	BANDHAN BANK	0	0	0.00	0	0.00	0	0.00	0	0.00	0	0.00
G	Total Private Bank	50	0	0.00	0	0.00	0	0.00	0	0.00	0	0.00
H	Total All Bank (F+G)	1500	110	109.05	91	100.00	11	7.45	6	2.05	405	263.82

GOVT SPONSORED POVERTY ALLEVIATION PROGRAMME
RECOVERY POSITION AS ON 30 SEPTEMBER 2016

(in Lacs)

S. No.	Name of the Bank	Name of the Scheme											
		PMRY				SCP				SLRS			
		Demand Raised	Amt Recovered	Amt Over Due	R/D (%)	Demand Raised	Amt Recovered	Amt Over Due	R/D (%)	Demand Raised	Amt Recovered	Amt Over Due	R/D (%)
1	State Bank of India	1194.42	338.57	855.85	28.35	610.54	284.12	326.42	46.54	1059.00	215.58	843.42	20.36
2	Punjab National Bank	136.29	111.66	24.63	81.93	4.56	3.54	1.02	77.63	0.00	0.00	0.00	0.00
3	Bank of Baroda	15.34	2.20	13.14	14.34	11.06	3.74	7.32	33.82	0.06	0.03	0.03	50.00
A	Total Lead Banks	1346.05	452.43	893.62	33.61	626.16	291.40	334.76	46.54	1059.06	215.61	843.45	20.36
4	Oriental Bank of Comm.	181.69	164.52	17.17	90.55	6.80	5.90	0.90	86.76	0.00	0.00	0.00	0.00
5	Union Bank of India	0.00	0.00	0.00	0.00	0.00	0.00	0.00	0.00	0.00	0.00	0.00	0.00
6	Canara Bank	0.00	0.00	0.00	0.00	0.00	0.00	0.00	0.00	0.00	0.00	0.00	0.00
7	Central Bank of India	2.97	1.17	1.80	39.39	0.00	0.00	0.00	0.00	0.00	0.00	0.00	0.00
8	Punjab & Sind Bank	0.00	0.00	0.00	0.00	0.00	0.00	0.00	0.00	0.00	0.00	0.00	0.00
9	Allahabad Bank	77.17	21.17	56.00	27.43	12.47	4.52	7.95	36.25	0.00	0.00	0.00	0.00
10	UCO Bank	0.00	0.00	0.00	0.00	0.00	0.00	0.00	0.00	0.00	0.00	0.00	0.00
11	Indian Overseas Bank	13.00	1.25	11.75	9.62	3.00	1.25	1.75	41.67	0.00	0.00	0.00	0.00
12	State Bank of Patiala	0.00	0.00	0.00	0.00	0.00	0.00	0.00	0.00	0.00	0.00	0.00	0.00
13	Bank of India	157.90	156.68	1.22	99.23	29.69	28.94	0.75	97.47	0.00	0.00	0.00	0.00
14	Syndicate Bank	24.95	11.52	13.43	46.17	5.47	2.50	2.97	45.70	0.00	0.00	0.00	0.00
15	Vijaya Bank	0.00	0.00	0.00	0.00	0.00	0.00	0.00	0.00	0.00	0.00	0.00	0.00
16	Corporation Bank	0.00	0.00	0.00	0.00	0.00	0.00	0.00	0.00	0.00	0.00	0.00	0.00
17	Andhra bank	0.00	0.00	0.00	0.00	0.00	0.00	0.00	0.00	0.00	0.00	0.00	0.00
18	Indian Bank	0.26	0.06	0.20	23.08	133.62	56.29	77.33	42.13	0.18	0.02	0.16	11.11
19	United Bank of India	0.00	0.00	0.00	0.00	0.00	0.00	0.00	0.00	0.00	0.00	0.00	0.00
20	State Bank of B & J	0.00	0.00	0.00	0.00	0.00	0.00	0.00	0.00	0.00	0.00	0.00	0.00
21	Bank of Maharashtra	0.00	0.00	0.00	0.00	0.00	0.00	0.00	0.00	0.00	0.00	0.00	0.00
22	Dena Bank	0.00	0.00	0.00	0.00	0.00	0.00	0.00	0.00	0.00	0.00	0.00	0.00
23	IDBI Bank	0.00	0.00	0.00	0.00	0.00	0.00	0.00	0.00	0.00	0.00	0.00	0.00
24	State Bank of Hyderabad	0.00	0.00	0.00	0.00	0.00	0.00	0.00	0.00	0.00	0.00	0.00	0.00
B	Total Non-Lead Banks	457.94	356.37	101.57	77.82	191.05	99.40	91.65	52.03	0.18	0.02	0.16	11.11
C	Total N. Banks (A + B)	1803.99	808.80	995.19	44.83	817.21	390.80	426.41	47.82	1059.24	215.63	843.61	20.36
25	Uttarakhand G.B	0.00	0.00	0.00	0.00	173.60	64.62	108.98	37.22	0.00	0.00	0.00	0.00
26	U.P. Gramin Bank	0.00	0.00	0.00	0.00	0.00	0.00	0.00	0.00	0.00	0.00	0.00	0.00
D	Total R.R.B.	0.00	0.00	0.00	0.00	173.60	64.62	108.98	37.22	0.00	0.00	0.00	0.00
27	Co-operative Bank	78.02	65.34	12.68	83.75	172.00	53.67	118.33	31.20	18.90	6.77	12.13	35.82
E	Total Cooperative	78.02	65.34	12.68	83.75	172.00	53.67	118.33	31.20	18.90	6.77	12.13	35.82
F	Total (C+D+E)	1882.01	874.14	1007.87	46.45	1162.81	509.09	653.72	43.78	1078.14	222.40	855.74	20.63
28	Nainital Bank	17.82	0.26	17.56	1.46	0.40	0.03	0.37	7.50	0.00	0.00	0.00	0.00
29	Axis Bank	0.00	0.00	0.00	0.00	0.00	0.00	0.00	0.00	0.00	0.00	0.00	0.00
30	ICICI bank	0.00	0.00	0.00	0.00	0.00	0.00	0.00	0.00	0.00	0.00	0.00	0.00
31	HDFC Bank	0.00	0.00	0.00	0.00	0.00	0.00	0.00	0.00	0.00	0.00	0.00	0.00
32	The J & K Bank	0.00	0.00	0.00	0.00	0.00	0.00	0.00	0.00	0.00	0.00	0.00	0.00
33	Fedral Bank Ltd	0.00	0.00	0.00	0.00	0.00	0.00	0.00	0.00	0.00	0.00	0.00	0.00
34	IndusInd Bank	0.00	0.00	0.00	0.00	0.00	0.00	0.00	0.00	0.00	0.00	0.00	0.00
35	The Karnataka bank	0.00	0.00	0.00	0.00	0.00	0.00	0.00	0.00	0.00	0.00	0.00	0.00
36	The South Indian Bank Ltd	0.00	0.00	0.00	0.00	0.00	0.00	0.00	0.00	0.00	0.00	0.00	0.00
37	Standard Chartered Bank	0.00	0.00	0.00	0.00	0.00	0.00	0.00	0.00	0.00	0.00	0.00	0.00
38	Yes Bank	0.00	0.00	0.00	0.00	0.00	0.00	0.00	0.00	0.00	0.00	0.00	0.00
39	Kotak Mahinda	0.00	0.00	0.00	0.00	0.00	0.00	0.00	0.00	0.00	0.00	0.00	0.00
40	Bhartiya Mahila Bank	0.00	0.00	0.00	0.00	0.00	0.00	0.00	0.00	0.00	0.00	0.00	0.00
41	BANDHAN BANK	0.00	0.00	0.00	0.00	0.00	0.00	0.00	0.00	0.00	0.00	0.00	0.00
G	Total Private Bank	17.82	0.26	17.56	1.46	0.40	0.03	0.37	7.50	0.00	0.00	0.00	0.00
H	Total All Bank (F+G)	1899.83	874.40	1025.43	46.03	1163.21	509.12	654.09	43.77	1078.14	222.40	855.74	20.63

(in Lacs)

S. No.	Name of the Bank	Name of Scheme							
		SJSRY				SGSY			
		Demand Raised	Amt Recovered	Amt Over Due	R/D (%)	Demand Raised	Amt Recovered	Amt Over Due	R/D (%)
1	State Bank of India	500.22	210.61	289.61	42.10	496.54	216.30	280.24	43.56
2	Punjab National Bank	50.49	34.29	16.20	67.91	52.60	40.68	11.92	77.34
3	Bank of Baroda	9.19	2.39	6.80	26.01	15.17	4.21	10.96	27.75
A	Total Lead Banks	559.90	247.29	312.61	44.17	564.31	261.19	303.12	46.28
4	Oriental Bank of Comm.	78.53	69.91	8.62	89.02	6.99	5.16	1.83	73.82
5	Union Bank of India	0.00	0.00	0.00	0.00	0.00	0.00	0.00	0.00
6	Canara Bank	0.00	0.00	0.00	0.00	0.00	0.00	0.00	0.00
7	Central Bank of India	7.73	1.30	6.43	16.82	0.03	0.03	0.00	100.00
8	Punjab & Sind Bank	0.00	0.00	0.00	0.00	0.00	0.00	0.00	0.00
9	Allahabad Bank	80.46	32.95	47.51	40.95	68.42	32.13	36.29	46.96
10	UCO Bank	0.00	0.00	0.00	0.00	0.00	0.00	0.00	0.00
11	Indian Overseas Bank	47.41	23.73	23.68	50.05	0.00	0.00	0.00	0.00
12	State Bank of Patiala	0.00	0.00	0.00	0.00	0.00	0.00	0.00	0.00
13	Bank of India	30.08	30.05	0.03	99.90	0.07	0.05	0.02	71.43
14	Syndicate Bank	13.29	6.11	7.18	45.97	2.50	1.50	1.00	60.00
15	Vijaya Bank	0.00	0.00	0.00	0.00	0.00	0.00	0.00	0.00
16	Corporation Bank	0.00	0.00	0.00	0.00	0.00	0.00	0.00	0.00
17	Andhra bank	0.00	0.00	0.00	0.00	0.00	0.00	0.00	0.00
18	Indian Bank	5.44	1.23	4.21	22.61	0.00	0.00	0.00	0.00
19	United Bank of India	0.00	0.00	0.00	0.00	0.00	0.00	0.00	0.00
20	State Bank of B & J	0.00	0.00	0.00	0.00	0.00	0.00	0.00	0.00
21	Bank of Maharashtra	0.00	0.00	0.00	0.00	0.00	0.00	0.00	0.00
22	Dena Bank	0.00	0.00	0.00	0.00	0.00	0.00	0.00	0.00
23	IDBI Bank	0.00	0.00	0.00	0.00	0.00	0.00	0.00	0.00
24	State Bank of Hyderabad	0.00	0.00	0.00	0.00	0.00	0.00	0.00	0.00
B	Total Non-Lead Banks	262.94	165.28	97.66	62.86	78.01	38.87	39.14	49.83
C	Total N. Banks (A + B)	822.84	412.57	410.27	50.14	642.32	300.06	342.26	46.72
25	Uttarakhand G.B	0.00	0.00	0.00	0.00	1238.34	801.15	437.19	64.70
26	U.P. Gramin Bank	0.00	0.00	0.00	0.00	0.00	0.00	0.00	0.00
D	Total R.R.B.	0.00	0.00	0.00	0.00	1238.34	801.15	437.19	64.70
27	Co-operative Bank	0.00	0.00	0.00	0.00	83.31	35.76	47.55	42.92
E	Total Cooperative	0.00	0.00	0.00	0.00	83.31	35.76	47.55	42.92
F	Total (C+D+E)	822.84	412.57	410.27	50.14	1963.97	1136.97	827.00	57.89
28	Nainital Bank	10.41	1.83	8.58	17.58	7.24	0.03	7.21	0.41
29	Axis Bank	0.00	0.00	0.00	0.00	0.00	0.00	0.00	0.00
30	ICICI bank	0.00	0.00	0.00	0.00	0.00	0.00	0.00	0.00
31	HDFC Bank	0.00	0.00	0.00	0.00	0.00	0.00	0.00	0.00
32	The J & K Bank	0.00	0.00	0.00	0.00	0.00	0.00	0.00	0.00
33	Fedral Bank Ltd	0.00	0.00	0.00	0.00	0.00	0.00	0.00	0.00
34	IndusInd Bank	0.00	0.00	0.00	0.00	0.00	0.00	0.00	0.00
35	The Karnataka bank	0.00	0.00	0.00	0.00	0.00	0.00	0.00	0.00
36	The South Indian Bank Ltd	0.00	0.00	0.00	0.00	0.00	0.00	0.00	0.00
37	Standard Chartered Bank	0.00	0.00	0.00	0.00	0.00	0.00	0.00	0.00
38	Yes Bank	0.00	0.00	0.00	0.00	0.00	0.00	0.00	0.00
39	Kotak Mahinda	0.00	0.00	0.00	0.00	0.00	0.00	0.00	0.00
40	Bhartiya Mahila Bank	0.00	0.00	0.00	0.00	0.00	0.00	0.00	0.00
41	BANDHAN BANK	0.00	0.00	0.00	0.00	0.00	0.00	0.00	0.00
G	Total Private Bank	10.41	1.83	8.58	17.58	7.24	0.03	7.21	0.41
H	Total All Bank (F+G)	833.25	414.40	418.85	49.73	1971.21	1137.00	834.21	57.68

BANKWISE RECOVERY POSITION OF PRIORITY SECTOR ADVANCES

PROGRESS AS ON 30 SEPTEMBER 2016

(in Lacs)

S. No.	Name of the Bank	Name of the Scheme							
		AGL				SSI			
		Demand Raised	Amount Recovered	Amount Over Due	Recov.(%)	Demand Raised	Amount Recovered	Amount Over Due	Recov.(%)
1	State Bank of India	13455.91	7708.62	5747.29	57.29	6103.30	3930.55	2172.75	64.40
2	Punjab National Bank	23942.34	19769.32	4173.02	82.57	5907.40	4592.17	1315.23	77.74
3	Bank of Baroda	26329.90	4502.94	21826.96	17.10	29213.40	12296.91	16916.49	42.09
A	Total Lead Banks	63728.15	31980.88	31747.27	50.18	41224.10	20819.63	20404.47	50.50
4	Oriental Bank of Comm.	1831.06	1347.14	483.92	73.57	2432.10	2226.15	205.95	91.53
5	Union Bank of India	4188.01	2368.62	1819.39	56.56	2838.56	1399.24	1439.32	49.29
6	Canara Bank	4070.02	3259.15	810.87	80.08	4499.67	3028.45	1471.21	67.30
7	Central Bank of India	14.74	1.66	13.08	11.26	529.93	47.24	482.69	8.91
8	Punjab & Sind Bank	1627.15	812.27	814.88	49.92	598.87	321.66	277.21	53.71
9	Allahabad Bank	1696.58	741.64	954.94	43.71	1643.79	811.71	832.08	49.38
10	UCO Bank	123.50	30.60	92.90	24.78	1319.35	1092.72	226.63	82.82
11	Indian Overseas Bank	415.00	85.56	329.44	20.62	521.00	42.93	478.07	8.24
12	State Bank of Patiala	0.00	0.00	0.00	0.00	0.00	0.00	0.00	0.00
13	Bank of India	1286.00	892.65	393.35	69.41	534.48	402.15	132.33	75.24
14	Syndicate Bank	34.45	20.51	13.94	59.54	1823.00	611.50	1211.50	33.54
15	Vijaya Bank	0.00	0.00	0.00	0.00	0.00	0.00	0.00	0.00
16	Corporation Bank	0.00	0.00	0.00	0.00	0.00	0.00	0.00	0.00
17	Andhra bank	0.00	0.00	0.00	0.00	0.00	0.00	0.00	0.00
18	Indian Bank	597.54	436.56	160.98	73.06	404.28	237.18	167.10	58.67
19	United Bank of India	0.00	0.00	0.00	0.00	0.00	0.00	0.00	0.00
20	State Bank of B & J	0.00	0.00	0.00	0.00	0.00	0.00	0.00	0.00
21	Bank of Maharashtra	0.00	0.00	0.00	0.00	539.85	2.00	537.85	0.37
22	Dena Bank	50.00	40.00	10.00	80.00	124.00	103.00	21.00	83.06
23	IDBI Bank	510.06	378.57	131.49	74.22	567.71	490.96	76.75	86.48
24	State Bank of Hyderabad	0.00	0.00	0.00	0.00	0.00	0.00	0.00	0.00
B	Total Non-Lead Banks	16444.11	10414.93	6029.18	63.34	18376.59	10816.89	7559.69	58.86
C	Total N. Banks (A + B)	80172.26	42395.81	37776.45	52.88	59600.69	31636.52	27964.16	53.08
25	Uttarakhand G.B	25228.15	18333.25	6894.90	72.67	4235.94	2946.04	1289.90	69.55
26	U.P. Gramin Bank	317.00	259.00	58.00	81.70	5.00	4.00	1.00	80.00
D	Total R.R.B.	25545.15	18592.25	6952.90	72.78	4240.94	2950.04	1290.90	69.56
27	Co-operative Bank	36075.07	4444.36	31630.71	12.32	6.86	3.52	3.34	51.31
E	Total Cooperative	36075.07	4444.36	31630.71	12.32	6.86	3.52	3.34	51.31
F	Total (C+D+E)	141792.48	65432.42	76360.06	46.15	63848.49	34590.08	29258.40	54.18
28	Nainital Bank	16871.42	12269.12	4602.30	72.72	3177.91	1027.61	2150.30	32.34
29	Axis Bank	10427.71	6333.34	4094.37	60.74	5804.80	5316.33	488.47	91.59
30	ICICI bank	0.00	0.00	0.00	0.00	0.00	0.00	0.00	0.00
31	HDFC Bank	437.59	368.31	69.28	84.17	3025.50	2919.98	105.52	96.51
32	The J & K Bank	0.00	0.00	0.00	0.00	0.00	0.00	0.00	0.00
33	Fedral Bank Ltd	0.00	0.00	0.00	0.00	0.00	0.00	0.00	0.00
34	IndusInd Bank	33.26	4.55	28.71	13.68	99.62	17.44	82.18	17.51
35	The Karnataka bank	1.00	1.00	0.00	100.00	1.55	1.55	0.00	100.00
36	The South Indian Bank Ltd	0.00	0.00	0.00	0.00	0.00	0.00	0.00	0.00
37	Standard Chartered Bank	0.00	0.00	0.00	0.00	0.00	0.00	0.00	0.00
38	Yes Bank	0.00	0.00	0.00	0.00	0.00	0.00	0.00	0.00
39	Kotak Mahinda	0.00	0.00	0.00	0.00	0.00	0.00	0.00	0.00
40	Bhartiya Mahila Bank	0.00	0.00	0.00	0.00	0.00	0.00	0.00	0.00
41	BANDHAN BANK	0.00	0.00	0.00	0.00	0.00	0.00	0.00	0.00
G	Total Private Bank	27770.98	18976.32	8794.66	68.33	12109.38	9282.91	2826.47	76.66
H	Total All Bank (F+G)	169563.46	84408.74	85154.72	49.78	75957.87	43872.99	32084.87	57.76

(in Lacs)

S. No.	Name of the Bank	Name of the Scheme				Total Recovery % Under P.S.
		Other Priority Sector				
		Demand Raised	Amount Recovered	Amount Over Due	Recov.(%)	
1	State Bank of India	9141.96	7558.80	1583.16	82.68	66.89
2	Punjab National Bank	5961.35	2898.60	3062.75	48.62	76.12
3	Bank of Baroda	6231.74	3382.13	2849.61	54.27	32.67
A	Total Lead Banks	21335.05	13839.53	7495.52	64.87	52.77
4	Oriental Bank of Comm.	2765.00	2603.00	162.00	94.14	87.88
5	Union Bank of India	951.62	395.04	556.58	41.51	52.18
6	Canara Bank	5320.54	4246.81	1073.73	79.82	75.84
7	Central Bank of India	109.71	5.44	104.27	4.96	8.30
8	Punjab & Sind Bank	43.56	21.61	21.95	49.61	50.91
9	Allahabad Bank	425.38	244.07	181.31	57.38	47.73
10	UCO Bank	1726.51	1214.92	511.59	70.37	73.78
11	Indian Overseas Bank	169.00	128.43	40.57	75.99	23.25
12	State Bank of Patiala	0.00	0.00	0.00	0.00	0.00
13	Bank of India	572.70	435.52	137.18	76.05	72.30
14	Syndicate Bank	1325.50	850.00	475.50	64.13	46.56
15	Vijaya Bank	17.00	2.32	14.68	13.65	13.65
16	Corporation Bank	0.00	0.00	0.00	0.00	0.00
17	Andhra bank	0.00	0.00	0.00	0.00	0.00
18	Indian Bank	569.40	363.97	205.43	63.92	66.04
19	United Bank of India	0.00	0.00	0.00	0.00	0.00
20	State Bank of B & J	25.00	22.70	2.30	90.80	90.80
21	Bank of Maharashtra	16.50	0.37	16.13	2.24	0.43
22	Dena Bank	239.00	203.00	36.00	84.94	83.78
23	IDBI Bank	385.89	372.23	13.66	96.46	84.84
24	State Bank of Hyderabad	0.00	0.00	0.00	0.00	0.00
B	Total Non-Lead Banks	14662.31	11109.43	3552.88	75.77	65.36
C	Total N. Banks (A + B)	35997.36	24948.96	11048.40	69.31	56.31
25	Uttarakhand G.B	27673.52	23709.68	3963.84	85.68	78.74
26	U.P. Gramin Bank	4.00	3.00	1.00	75.00	81.60
D	Total R.R.B.	27677.52	23712.68	3964.84	85.67	78.75
27	Co-operative Bank	49397.17	45652.79	3744.38	92.42	58.61
E	Total Cooperative	49397.17	45652.79	3744.38	92.42	58.61
F	Total (C+D+E)	113072.05	94314.43	18757.62	83.41	60.98
28	Nainital Bank	3305.03	1061.78	2243.25	32.13	61.48
29	Axis Bank	2.18	1.22	0.96	55.96	71.77
30	ICICI bank	0.00	0.00	0.00	0.00	0.00
31	HDFC Bank	223.57	187.48	36.09	83.86	94.28
32	The J & K Bank	0.00	0.00	0.00	0.00	0.00
33	Fedral Bank Ltd	0.00	0.00	0.00	0.00	0.00
34	IndusInd Bank	0.00	0.00	0.00	0.00	16.55
35	The Karnataka bank	2994.00	2802.00	192.00	93.59	93.59
36	The South Indian Bank Ltd	0.00	0.00	0.00	0.00	0.00
37	Standard Chartered Bank	0.00	0.00	0.00	0.00	0.00
38	Yes Bank	0.00	0.00	0.00	0.00	0.00
39	Kotak Mahinda	0.00	0.00	0.00	0.00	0.00
40	Bhartiya Mahila Bank	0.00	0.00	0.00	0.00	0.00
41	BANDHAN BANK	0.00	0.00	0.00	0.00	0.00
G	Total Private Bank	6524.78	4052.48	2472.30	62.11	69.63
H	Total All Bank (F+G)	119596.83	98366.91	21229.92	82.25	62.08

POSITION OF PENDING RECOVERY CERTIFICATES

AS ON 30 SEPTEMBER 2016

(in Lacs)

S. No.	Name of the Bank	RCs Pending					
		Less than 1 Year		1 Year to 3 Years		3 Years to 5 Years	
		No.	Amt.	No.	Amt.	No.	Amt.
1	State Bank of India	2197	1004.29	0.00	0.00	0	1113.00
2	Punjab National Bank	1789	670.13	22.00	92.68	0	187.00
3	Bank of Baroda	59	869.16	0.00	0.00	0	17.00
A	Total Lead Banks	4045	2543.58	22	92.68	0	1317.00
4	Oriental Bank of Comm.	9	23.00	0.00	0.00	0	0.00
5	Union Bank of India	312	304.36	0.00	0.00	0	180.00
6	Canara Bank	70	37.80	16.00	57.51	78	0.00
7	Central Bank of India	51	65.94	0.00	0.00	0	645.00
8	Punjab & Sind Bank	107	355.70	0.00	0.00	0	30.00
9	Allahabad Bank	86	134.75	0.00	0.00	0	58.00
10	UCO Bank	128	144.87	0.00	0.00	0	12.00
11	Indian Overseas Bank	20	8.89	0.00	0.00	0	8.00
12	State Bank of Patiala	0	0.00	0.00	0.00	0	0.00
13	Bank of India	187	487.19	0.00	0.00	0	6.00
14	Syndicate Bank	131	198.71	0.00	0.00	0	3.00
15	Vijaya Bank	0	0.00	0.00	0.00	0	0.00
16	Corporation Bank	0	0.00	0.00	0.00	0	0.00
17	Andhra bank	0	0.00	0.00	0.00	0	0.00
18	Indian Bank	0	0.00	0.00	0.00	0	0.00
19	United Bank of India	0	0.00	0.00	0.00	0	0.00
20	State Bank of B & J	0	0.00	0.00	0.00	4	0.00
21	Bank of Maharashtra	0	0.00	0.00	0.00	0	0.00
22	Dena Bank	0	0.00	0.00	0.00	0	0.00
23	IDBI Bank	140	94.54	0.00	0.00	0	3.00
24	State Bank of Hyderabad	0	0.00	0.00	0.00	0	0.00
B	Total Non-Lead Banks	1241	1855.75	16	57.51	82	945.00
C	Total N. Banks (A + B)	5286	4399.33	38	150.19	82	2262.00
25	Uttarakhand G.B	2785	1670.58	0.00	0.00	0	228.00
26	U.P. Gramin Bank	0	0.00	0.00	0.00	0	0.00
D	Total R.R.B.	2785	1670.58	0	0.00	0	228.00
27	Co-operative Bank	0	0.00	0.00	0.00	0	0.00
E	Total Cooperative	0	0.00	0	0.00	0	0.00
F	Total (C+D+E)	8071	6069.91	38	150.19	82	2490.00
28	Nainital Bank	2	7.36	0.00	0.00	0	0.00
29	Axis Bank	0	0.00	0.00	0.00	0	0.00
30	ICICI bank	0	0.00	0.00	0.00	0	0.00
31	HDFC Bank	0	0.00	0.00	0.00	0	0.00
32	The J & K Bank	1	20.36	0.00	0.00	0	0.00
33	Fedral Bank Ltd	1	18.00	0.00	0.00	3	0.00
34	IndusInd Bank	0	0.00	0.00	0.00	0	0.00
35	The Karnataka bank	0	0.00	0.00	0.00	0	0.00
36	The South Indian Bank Ltd	0	0.00	0.00	0.00	0	0.00
37	Standard Chartered Bank	0	0.00	0.00	0.00	0	0.00
38	Yes Bank	0	0.00	0.00	0.00	0	0.00
39	Kotak Mahinda	0	0.00	0.00	0.00	0	0.00
40	Bhartiya Mahila Bank	0	0.00	0.00	0.00	0	0.00
41	BANDHAN BANK	0	0.00	0.00	0.00	0	0.00
G	Total Private Bank	4	45.72	0	0.00	3	0.00
H	Total All Bank (F+G)	8075	6115.63	38	150.19	85	2490.00

**POSITION OF PENDING RECOVERY CERTIFICATES
AS ON 30 SEPTEMBER 2016**

(in Lacs)

S. No.	Name of the Bank	More than 5 Years		Total RCs Pending		Recovery against RC 01.04.2016 to 30.09.2016		Recovery %
		No.	Amt.	No.	Amt.	No.	Amt.	
		1	State Bank of India	5548	5544.05	7745	7661	
2	Punjab National Bank	1493	312.29	3304	1262	199	28.88	2.29
3	Bank of Baroda	47	144.05	106	1030	20	12.56	1.22
A	Total Lead Banks	7088	6000.39	11155	9954	1523	418.58	4.21
4	Oriental Bank of Comm.	152	467.22	161	490	0	0.00	0.00
5	Union Bank of India	1023	632.09	1335	1116	167	158.31	14.18
6	Canara Bank	534	191.43	698	287	0	0.00	0.00
7	Central Bank of India	624	300.99	675	1012	119	105.60	10.44
8	Punjab & Sind Bank	388	399.54	495	785	20	23.92	3.05
9	Allahabad Bank	394	621.71	480	814	24	17.30	2.12
10	UCO Bank	206	468.97	334	626	42	23.36	3.73
11	Indian Overseas Bank	83	130.78	103	148	8	1.90	1.29
12	State Bank of Patiala	153	211.94	153	212	0	0.00	0.00
13	Bank of India	21	19.50	208	513	4	3.10	0.60
14	Syndicate Bank	140	128.54	271	330	3	0.34	0.10
15	Vijaya Bank	14	6.52	14	7	0	0.00	0.00
16	Corporation Bank	0	0.00	0	0	0	0.00	0.00
17	Andhra bank	0	0.00	0	0	0	0.00	0.00
18	Indian Bank	26	36.18	26	36	0	0.00	0.00
19	United Bank of India	0	0.00	0	0	0	0.00	0.00
20	State Bank of B & J	24	3.60	28	4	0	0.00	0.00
21	Bank of Maharashtra	0	0.00	0	0	0	0.00	0.00
22	Dena Bank	0	0.00	0	0	0	0.00	0.00
23	IDBI Bank	7	2.64	147	100	14	13.93	13.90
24	State Bank of Hyderabad	0	0.00	0	0	0	0.00	0.00
B	Total Non-Lead Banks	3789	3621.65	5128	6479.91	401	347.76	5.37
C	Total N. Banks (A + B)	10877	9622.04	16283	16433.56	1924	766.34	4.66
25	Uttarakhand G.B	1972	1528.25	4757	3427	242	120.30	3.51
26	U.P. Gramin Bank	4	8.00	4	8	0	0.00	0.00
D	Total R.R.B.	1976	1536.25	4761	3434.83	242	120.30	3.50
27	Co-operative Bank	0	0.00	0	0	0	0.00	0.00
E	Total Cooperative	0	0.00	0	0.00	0	0.00	0.00
F	Total (C+D+E)	12853	11158.29	21044	19868.39	2166	886.64	4.46
28	Nainital Bank	148	104.85	150	112	0	0.00	0.00
29	Axis Bank	0	0.00	0	0	0	0.00	0.00
30	ICICI bank	0	0.00	0	0	0	0.00	0.00
31	HDFC Bank	0	0.00	0	0	0	0.00	0.00
32	The J & K Bank	1	30.66	2	51	0	0.00	0.00
33	Fedral Bank Ltd	0	0.00	4	18	3	0.00	0.00
34	IndusInd Bank	0	0.00	0	0	0	0.00	0.00
35	The Karnataka bank	0	0.00	0	0	0	0.00	0.00
36	The South Indian Bank Ltd	0	0.00	0	0	0	0.00	0.00
37	Standard Chartered Bank	0	0.00	0	0	0	0.00	0.00
38	Yes Bank	0	0.00	0	0	0	0.00	0.00
39	Kotak Mahinda	0	0.00	0	0	0	0.00	0.00
40	Bhartiya Mahila Bank	0	0.00	0	0	0	0.00	0.00
41	BANDHAN BANK	0	0.00	0	0	0	0.00	0.00
G	Total Private Bank	149	135.51	156	181.23	3	0.00	0.00
H	Total All Bank (F+G)	13002	11293.80	21200	20049.62	2169	886.64	4.42

**STATEMENT OF EDUCATION LOAN
FOR THE YEAR ENDED 30 SEPTEMBER 2016**

(in Lacs)

S. No.	Name of the Bank	Target		Outstanding as on March 2016		Fresh sanctions (April 2016 to Sept. 2016)		Recovery & Repayment (April 2016 to Sept. 2016)		Outstanding as on 30.09.2016	
		No.	Amount	No.	Amount	No.	Amount	No.	Amount	No.	Amount
1	State Bank of India	15343	35589.40	14443	37578.83	1196	2509.25	1526	2589.33	14113	37498.75
2	Punjab National Bank	9112	23135.20	7498	20727.23	355	2050.76	553	1870.38	7300	20907.61
3	Bank of Baroda	2589	6749.60	1760	4439.12	44	235.89	57	124.39	1747	4550.62
A	Total Lead Banks	27044	65474.20	23701	62745.18	1595	4795.90	2136	4584.10	23160	62956.98
4	Oriental Bank of Comm	2186	6745.20	1515	4498.65	68	133.22	101	157.97	1482	4473.90
5	Union Bank of India	1013	2785.20	1075	2739.97	41	302.98	0	0.00	1116	3042.95
6	Canara Bank	1031	2941.40	835	2586.03	88	606.19	0	0.00	923	3192.22
7	Central Bank of India	1174	2948.00	128	2530.34	37	320.90	0	0.00	165	2851.24
8	Punjab & Sind Bank	425	2377.10	348	1385.84	28	143.44	36	233.80	340	1295.48
9	Allahabad Bank	1548	4442.90	832	2745.12	63	378.85	107	681.79	788	2442.18
10	UCO Bank	420	1128.60	246	644.21	8	41.53	0	0.00	254	685.74
11	Indian Overseas Bank	471	1222.10	456	999.77	44	114.14	12	33.75	488	1080.16
12	State Bank of Patiala	128	502.70	351	1167.11	14	40.18	0	0.00	365	1207.29
13	Bank of India	309	705.10	298	681.07	24	40.82	0	0.00	322	721.89
14	Syndicate Bank	487	1013.10	422	1059.91	74	115.19	0	0.00	496	1175.10
15	Vijaya Bank	73	218.90	77	214.16	9	38.92	11	2.55	75	250.53
16	Corporation Bank	112	339.90	138	400.33	1	7.50	0	0.00	139	407.83
17	Andhra bank	55	166.10	49	124.74	1	17.00	0	0.00	50	141.74
18	Indian Bank	22	41.80	11	37.84	1	15.00	5	20.87	7	31.97
19	United Bank of India	40	161.70	17	181.00	1	5.00	15	20.00	3	166.00
20	State Bank of B & J	28	82.50	4	73.26	2	2.00	2	8.42	4	66.84
21	Bank of Maharashtra	53	135.30	59	149.22	4	15.55	0	0.00	63	164.77
22	Dena Bank	86	289.30	88	207.00	4	16.50	4	20.00	88	203.50
23	IDBI Bank	10	58.30	124	555.83	55	237.45	0	0.00	179	793.28
24	State Bank of Hyderabad	6	92.40	7	14.91	7	14.91	0	0.00	14	29.82
B	Total Non-Lead Banks	9677	28397.60	7080	22996.31	574	2607.27	293	1179.15	7361	24424.43
C	Total N. Banks (A + B)	36721	93871.80	30781	85741.49	2169	7403.17	2429	5763.25	30521	87381.41
25	Uttarakhand G.B	916	2250.60	985	2796.57	57	721.40	0	0.00	1042	3517.97
26	U.P. Gramin Bank	0	0.00	1	2.00	0	0.00	0	0.00	1	2.00
D	Total R.R.B.	916	2250.60	986	2798.57	57	721.40	0	0.00	1043	3519.97
27	Co-operative Bank	116	304.70	14	68.23	3	11.76	0	0.00	17	79.99
E	Total Cooperative	116	304.70	14	68.23	3	11.76	0	0.00	17	79.99
F	Total (C+D+E)	37753	96427.10	31781	88608.29	2229	8136.33	2429	5763.25	31581	90981.37
28	Nainital Bank	520	1172.60	137	242.59	99	218.27	4	0.96	232	459.90
29	Axis Bank	7	1541.10	4	18.57	1	0.75	0	0.00	5	19.32
30	ICICI bank	2	234.30	0	0.00	0	0.00	0	0.00	0	0.00
31	HDFC Bank	24	27.50	18	16.23	1	1.46	0	0.00	19	17.69
32	The J & K Bank	8	7.70	4	3.34	1	1.40	4	0.31	1	4.43
33	Fedral Bank Ltd	2	31.90	0	0.00	0	0.00	0	0.00	0	0.00
34	IndusInd Bank	1	169.40	0	0.00	0	0.00	0	0.00	0	0.00
35	The Karnataka bank	8	28.60	12	51.72	1	1.63	1	0.01	12	53.34
36	The South Indian Bank L	7	3.30	40	70.69	0	0.00	0	0.00	40	70.69
37	Standard Chartered Ban	0	0.00	0	0.00	0	0.00	0	0.00	0	0.00
38	Yes Bank	0	0.00	0	0.00	0	0.00	0	0.00	0	0.00
39	Kotak Mahinda	0	0.00	0	0.00	0	0.00	0	0.00	0	0.00
40	Bhartiya Mahila Bank	0	0.00	0	0.00	2	17.00	0	0.00	2	17.00
41	BANDHAN BANK	0	0.00	4	34.27	0	0.00	0	0.00	4	34.27
G	Total Private Bank	579	3216.40	219	437.41	105	240.51	9	1.28	315	676.64
H	Total All Bank (F+G)	38332	99643.50	32000	89045.70	2334	8376.84	2438	5764.53	31896	91658.01

TECHNOLOGY BASED INFORMATION

AS ON 30 SEPTEMBER 2016

(in Lacs)

S. No.	Name of the Bank	Branches		ATM's		Business		Point of Sales	
		Branches opened during the quarter	Total No. of Branches	ATMs installed during the quarter	Total No. of ATMs	Appointed During the quarter	Total No. of BC	Installed during the quarter	Total No. of POS
1	State Bank of India	1	399	13	690	28	442	198	2659
2	Punjab National Bank	3	244	2	216	1	153	0	308
3	Bank of Baroda	1	120	6	179	61	190	20	501
A	Total Lead Banks	5	763	21	1085	90	785	218	3468
4	Oriental Bank of Comm.	0	78	3	84	0	53	0	37
5	Union Bank of India	0	83	1	148	4	58	3	37
6	Canara Bank	0	81	0	99	3	28	5	95
7	Central Bank of India	2	41	0	52	2	9	0	0
8	Punjab & Sind Bank	0	44	0	42	0	3	0	0
9	Allahabad Bank	1	42	0	14	3	31	0	0
10	UCO Bank	0	55	1	47	6	38	0	0
11	Indian Overseas Bank	0	47	0	37	0	18	0	15
12	State Bank of Patiala	0	24	1	17	0	9	3	75
13	Bank of India	2	35	5	38	0	4	0	3
14	Syndicate Bank	0	46	0	20	0	0	7	24
15	Vijaya Bank	1	11	0	9	0	0	0	0
16	Corporation Bank	0	27	0	37	0	3	0	0
17	Andhra bank	0	15	0	15	0	0	0	0
18	Indian Bank	0	12	0	9	2	2	0	2
19	United Bank of India	0	8	0	7	0	0	0	0
20	State Bank of B & J	0	3	1	3	0	0	0	0
21	Bank of Maharashtra	0	5	0	0	0	0	0	0
22	Dena Bank	2	17	5	17	0	3	0	0
23	IDBI Bank	0	31	0	60	0	0	83	201
24	State Bank of Hyderabad	0	5	0	0	0	0	0	0
B	Total Non-Lead Banks	8	710	17	755	20	259	101	489
C	Total N. Banks (A + B)	13	1473	38	1840	110	1044	319	3957
25	Uttarakhand G.B	0	286	0	0	0	327	0	92
26	U.P. Gramin Bank	0	1	0	0	0	2	0	0
D	Total R.R.B.	0	287	0	0	0	329	0	92
27	Co-operative Bank	6	263	26	36	0	0	0	0
E	Total Cooperative	6	263	26	36	0	0	0	0
F	Total (C+D+E)	19	2023	64	1876	110	1373	319	4049
28	Nainital Bank	1	70	0	0	0	15	0	0
29	Axis Bank	0	30	7	115	0	0	0	0
30	ICICI bank	4	31	0	113	0	0	0	0
31	HDFC Bank	0	29	0	0	0	0	0	0
32	The J & K Bank	0	1	0	0	0	0	0	4
33	Fedral Bank Ltd	0	1	0	1	0	0	3	25
34	IndusInd Bank	0	1	0	4	0	0	0	0
35	The Karnataka bank	0	4	1	5	1	0	6	43
36	The South Indian Bank Ltd	0	1	0	0	0	0	0	0
37	Standard Chartered Bank	0	1	0	0	0	0	0	0
38	Yes Bank	0	10	0	11	0	0	0	0
39	Kotak Mahinda	0	8	0	9	0	0	0	0
40	Bhartiya Mahila Bank	0	5	0	4	0	0	0	0
41	BANDHAN BANK	0	0	0	0	0	0	0	0
G	Total Private Bank	5	192	8	262	1	15	9	72
H	Total All Bank (F+G)	24	2215	72	2138	111	1388	328	4121

(in Lacs)

S. No.	Name of the Bank	Information Kiosks		Business Correspondents		Business Facilitators		SME Branch	
		Established during the quarter	Total No. of Kiosks	A/c opened during the quarter	Total No. of Account	Appointed During the quarter	Total No. of BF	SME Brs. Opened During the quarter	Total No. of SME Branches
1	State Bank of India	11	214	27412	189109	1	1	0	5
2	Punjab National Bank	0	0	6710	112709	0	0	0	2
3	Bank of Baroda	19	194	13705	130490	0	40	0	1
A	Total Lead Banks	30	408	47827	432308	1	41	0	8
4	Oriental Bank of Comm.	0	0	0	20459	0	0	0	0
5	Union Bank of India	0	0	0	0	0	10	0	5
6	Canara Bank	0	27	0	0	0	0	0	3
7	Central Bank of India	4	4	0	0	0	6	0	0
8	Punjab & Sind Bank	0	0	263	2473	0	0	0	0
9	Allahabad Bank	0	5	6075	13950	0	0	0	0
10	UCO Bank	1	1	141	7162	0	4	0	0
11	Indian Overseas Bank	0	0	420	48075	0	0	0	0
12	State Bank of Patiala	0	0	112	9067	0	0	0	2
13	Bank of India	2	1	0	0	0	0	0	0
14	Syndicate Bank	0	0	0	0	0	0	0	0
15	Vijaya Bank	0	0	0	0	0	0	0	0
16	Corporation Bank	0	2	142	1219	0	0	0	0
17	Andhra bank	0	0	0	0	0	0	0	0
18	Indian Bank	0	2	25	162	0	0	0	1
19	United Bank of India	0	0	0	0	0	0	0	0
20	State Bank of B & J	0	0	0	0	0	0	0	0
21	Bank of Maharashtra	0	0	0	0	0	0	0	0
22	Dena Bank	0	0	0	0	0	0	0	0
23	IDBI Bank	0	0	0	0	6	44	0	0
24	State Bank of Hyderabad	0	0	0	0	0	0	0	0
B	Total Non-Lead Banks	7	42	7178	102567	6	64	0	11
C	Total N. Banks (A + B)	37	450	55005	534875	7	105	0	19
25	Uttarakhand G.B	0	187	455	16383	0	0	0	1
26	U.P. Gramin Bank	0	2	0	0	0	0	0	0
D	Total R.R.B.	0	189	455	16383	0	0	0	1
27	Co-operative Bank	0	0	0	0	0	0	0	0
E	Total Cooperative	0	0	0	0	0	0	0	0
F	Total (C+D+E)	37	639	55460	551258	7	105	0	20
28	Nainital Bank	0	0	0	0	0	0	0	0
29	Axis Bank	0	0	0	0	0	0	0	0
30	ICICI bank	0	0	0	0	0	0	0	0
31	HDFC Bank	0	0	0	0	0	0	0	0
32	The J & K Bank	0	0	0	0	0	0	0	0
33	Fedral Bank Ltd	0	0	0	0	0	0	0	0
34	IndusInd Bank	0	0	0	0	0	0	0	0
35	The Karnataka bank	0	0	0	0	0	0	0	0
36	The South Indian Bank Ltd	0	0	0	0	0	0	0	0
37	Standard Chartered Bank	0	0	0	0	0	0	0	0
38	Yes Bank	0	0	0	0	0	0	0	0
39	Kotak Mahinda	0	0	0	0	0	0	0	0
40	Bhartiya Mahila Bank	0	0	0	0	0	0	0	0
41	BANDHAN BANK	0	0	0	0	0	0	0	0
G	Total Private Bank	0	0	0	0	0	0	0	0
H	Total All Bank (F+G)	37	639	55460	551258	7	105	0	20

DETAILS OF SEGMENTWISE DEPOSIT ACCOUNTS

PROGRESS AS ON 30 SEPTEMBER 2016

(in Lacs)

S. No.	Name of the Bank	Deposits							
		Savings Bank		Current Account		Term Deposits		Total Deposits	
		No.	Amt.	No.	Amt.	No.	Amt.	No.	Amt.
1	State Bank of India	3264884	1395519.96	170314	183014.50	846041	1257663.54	4281239	2836198.00
2	Punjab National Bank	2580051	745444.44	104608	309608.08	530200	867093.48	3214859	1922146.00
3	Bank of Baroda	1001928	211833.11	17764	27898.27	152608	213791.62	1172300	453523.00
A	Total Lead Banks	6846863	2352797.51	292686	520520.85	1528849	2338548.64	8668398	5211867.00
4	Oriental Bank of Comm.	591750	137994.00	14329	30750.00	163613	268090.00	769692	436834.00
5	Union Bank of India	89188	118399.00	61566	15625.00	106799	256533.00	257553	390557.00
6	Canara Bank	396251	93775.68	15752	16701.65	73574	128287.67	485577	238765.00
7	Central Bank of India	1106097	74070.80	498421	6346.08	1052136	120091.12	2656654	200508.00
8	Punjab & Sind Bank	187276	50276.00	4422	12063.00	57175	62448.00	248873	124787.00
9	Allahabad Bank	283420	82399.93	5660	10428.24	70022	100272.83	359102	193101.00
10	UCO Bank	165527	38182.82	2627	3995.85	27568	86830.33	195722	129009.00
11	Indian Overseas Bank	63687	51391.36	32464	11099.32	67827	106116.32	163978	168607.00
12	State Bank of Patiala	87427	21062.00	1900	2359.00	35983	54407.00	125310	77828.00
13	Bank of India	225477	44941.49	3093	4390.19	61667	68705.32	290237	118037.00
14	Syndicate Bank	73669	41140.82	4609	5146.19	33810	55497.99	112088	101785.00
15	Vijaya Bank	32084	7902.49	3212	2730.28	8783	13770.23	44079	24403.00
16	Corporation Bank	136682	14495.46	7443	8811.87	14681	20256.67	158806	43564.00
17	Andhra bank	41263	7798.00	2389	3053.00	10397	16844.00	54049	27695.00
18	Indian Bank	50044	10322.02	1231	689.90	14660	24045.08	65935	35057.00
19	United Bank of India	23953	3647.00	6089	1086.00	14705	7448.00	44747	12181.00
20	State Bank of B & J	7644	2508.00	310	579.00	8318	11906.00	16272	14993.00
21	Bank of Maharashtra	22837	3691.88	885	601.40	5986	7706.72	29708	12000.00
22	Dena Bank	53430	11859.00	3685	2208.00	18786	29762.00	75901	43829.00
23	IDBI Bank	171399	41914.07	8273	18102.87	34144	89246.06	213816	149263.00
24	State Bank of Hyderabad	466	185.00	187	353.00	371	8166.00	1024	8704.00
B	Total Non-Lead Banks	3809571	857956.82	678547	157119.84	1881005	1536430.34	6369123	2551507.00
C	Total N. Banks (A + B)	10656434	3210754.33	971233	677640.69	3409854	3874978.98	15037521	7763374.00
25	Uttarakhand G.B	1279959	173398.70	10591	5786.30	242115	185072.00	1532665	364257.00
26	U.P. Gramin Bank	7215	965.00	209	20.00	411	297.00	7835	1282.00
D	Total R.R.B.	1287174	174363.70	10800	5806.30	242526	185369.00	1540500	365539.00
27	Co-operative Bank	824124	302195.18	101170	67326.95	329378	354787.87	1254672	724310.00
E	Total Cooperative	824124	302195.18	101170	67326.95	329378	354787.87	1254672	724310.00
F	Total (C+D+E)	12767732	3687313.21	1083203	750773.94	3981758	4415135.85	17832693	8853223.00
28	Nainital Bank	316400	73132.00	8967	7755.00	105956	130671.00	431323	211558.00
29	Axis Bank	86147	88968.92	24636	57570.58	44974	53075.50	155757	199615.00
30	ICICI bank	70159	236340.00	0	0.00	0	0.00	70159	236340.00
31	HDFC Bank	250001	81935.90	14057	74703.81	34523	29348.29	298581	185988.00
32	The J & K Bank	2504	566.00	231	169.00	550	12226.00	3285	12961.00
33	Fedral Bank Ltd	0	0.00	0	0.00	304	6630.00	304	6630.00
34	IndusInd Bank	5000	5187.00	0	0.00	248	5141.00	5248	10328.00
35	The Karnataka bank	31189	3506.27	1053	823.95	8749	14922.78	40991	19253.00
36	The South Indian Bank Ltd	0	0.00	0	0.00	299	12016.00	299	12016.00
37	Standard Chartered Bank	1900	2342.00	25	63.00	125	3080.00	2050	5485.00
38	Yes Bank	13072	25478.24	1455	2930.94	5906	37738.82	20433	66148.00
39	Kotak Mahinda	10788	10432.33	996	2730.50	1621	11557.17	13405	24720.00
40	Bhartiya Mahila Bank	12818	509.00	104	62.00	1379	1042.00	14301	1613.00
41	BANDHAN BANK	0	0.00	0	0.00	0	0.00	0	0.00
G	Total Private Bank	799978	528397.66	51524	146808.78	204634	317448.56	1056136	992655.00
H	Total All Bank (F+G)	13567710	4215710.87	1134727	897582.72	4186392	4732584.41	18888829	9845878.00

STAND - UP INDIA LOANS

SPECIAL SCHEME FOR SC/ST & WOMEN ENTREPRENEURS

NOTE: Each bank branch is to extend loans between ` 10 lacs to ` 1 Crore to atleast one SC/ST and one woman enterprenues. Enterprises covered under the scheme may be in manufacturing, services or the trading sector. 30 SEPTEMBER 2016

FROM 01.04.2016 TO 30.09.2016

S. No.	Name of the Bank	No. of Branches	Target	Application Received	Application Sanction		Application Disbursed	
			No.	No.	No.	Amt.	No.	Amt.
1	State Bank of India	399	798	23	22	572.33	18	440.31
2	Punjab National Bank	244	488	19	19	597.86	18	520.36
3	Bank of Baroda	120	240	4	4	140.50	4	140.50
A	Total Lead Banks	763	1526	46	45	1310.69	40	1101.17
4	Oriental Bank of Comm.	78	156	2	2	43.28	2	37.77
5	Union Bank of India	83	166	5	5	72.00	5	72.00
6	Canara Bank	81	162	5	5	95.50	4	75.50
7	Central Bank of India	41	82	8	8	159.26	9	156.90
8	Punjab & Sind Bank	44	88	11	11	136.00	11	136.00
9	Allahabad Bank	42	84	7	7	195.00	7	125.46
10	UCO Bank	55	110	3	3	104.35	3	104.35
11	Indian Overseas Bank	47	94	3	3	36.00	3	36.00
12	State Bank of Patiala	24	48	3	3	165.50	3	165.50
13	Bank of India	35	70	14	14	193.45	14	118.01
14	Syndicate Bank	46	92	2	2	20.00	2	20.00
15	Vijaya Bank	11	22	0	0	0.00	0	0.00
16	Corporation Bank	27	54	0	0	0.00	2	22.00
17	Andhra bank	15	30	12	12	177.00	12	75.94
18	Indian Bank	12	24	0	0	0.00	0	0.00
19	United Bank of India	8	16	4	4	134.00	4	132.00
20	State Bank of B & J	3	6	0	0	0.00	0	0.00
21	Bank of Maharashtra	5	10	0	0	0.00	0	0.00
22	Dena Bank	17	34	2	2	20.00	2	20.00
23	IDBI Bank	31	62	6	6	124.85	5	71.73
24	State Bank of Hyderabad	5	10	0	0	0.00	0	0.00
B	Total Non-Lead Banks	710	1420	87	87	1676.19	88	1369.16
C	Total N. Banks (A + B)	1473	2946	133	132	2986.88	128	2470.33
25	Uttarakhand G.B	286	572	0	0	0.00	0	0.00
26	U.P. Gramin Bank	1	2	0	0	0.00	0	0.00
D	Total R.R.B.	287	574	0	0	0.00	0	0.00
27	Co-operative Bank	263	526	0	0	0.00	0	0.00
E	Total Cooperative	263	526	0	0	0.00	0	0.00
F	Total (C+D+E)	2023	4046	133	132	2986.88	128	2470.33
28	Nainital Bank	70	140	5	5	116.30	5	116.30
29	Axis Bank	30	60	0	0	0.00	0	0.00
30	ICICI bank	31	62	0	0	0.00	0	0.00
31	HDFC Bank	29	58	0	0	0.00	0	0.00
32	The J & K Bank	1	2	0	0	0.00	0	0.00
33	Fedral Bank Ltd	1	2	0	0	0.00	0	0.00
34	IndusInd Bank	1	2	0	0	0.00	0	0.00
35	The Karnataka bank	4	8	0	0	0.00	0	0.00
36	The South Indian Bank Ltd	1	2	0	0	0.00	0	0.00
37	Standard Chartered Bank	1	2	0	0	0.00	0	0.00
38	Yes Bank	10	20	0	0	0.00	0	0.00
39	Kotak Mahinda	8	16	0	0	0.00	0	0.00
40	Bhartiya Mahila Bank	5	10	0	0	0.00	0	0.00
41	BANDHAN BANK	0	0	0	0	0.00	0	0.00
G	Total Private Bank	192	384	5	5	116.30	5	116.30
H	Total All Bank (F+G)	2215	4430	138	137	3103.18	133	2586.63

**STAND - UP INDIA LOANS
SPECIAL SCHEME FOR SC/ST & WOMEN ENTREPRENEURS**

NOTE: Each bank branch is to extend loans between ` 10 lacs to ` 1 Crore to atleast one SC/ST and one woman enterprenues. Enterprises covered under the scheme may be in manufacturing,

FROM 01.04.2016 TO 30.09.2016

contd.

(in Lacs)

S. No.	Name of the Bank	Loan Disbursed to Tribal Entrepreneurs		Loan Disbursed to Dalit Entrepreneurs		Loan Disbursed to Women Entrepreneurs	
		No.	Amt.	No.	Amt.	No.	Amt.
1	State Bank of India	4	95.37	1	56.50	13	288.44
2	Punjab National Bank	3	33.71	4	52.75	11	433.90
3	Bank of Baroda	0	0.00	0	0.00	4	140.50
A	Total Lead Banks	7	129.08	5	109.25	28	862.84
4	Oriental Bank of Comm.	0	0.00	0	0.00	2	37.77
5	Union Bank of India	2	15.00	1	5.00	2	52.00
6	Canara Bank	1	20.00	0	0.00	3	55.50
7	Central Bank of India	4	55.65	0	0.00	5	101.25
8	Punjab & Sind Bank	1	12.00	1	10.00	9	114.00
9	Allahabad Bank	0	0.00	0	0.00	7	125.46
10	UCO Bank	2	92.00	0	0.00	1	12.35
11	Indian Overseas Bank	1	12.50	1	11.00	1	12.50
12	State Bank of Patiala	0	0.00	0	0.00	3	165.50
13	Bank of India	1	2.65	0	0.00	13	115.36
14	Syndicate Bank	0	0.00	0	0.00	2	20.00
15	Vijaya Bank	0	0.00	0	0.00	0	0.00
16	Corporation Bank	0	0.00	0	0.00	2	22.00
17	Andhra bank	0	0.00	0	0.00	12	75.94
18	Indian Bank	0	0.00	0	0.00	0	0.00
19	United Bank of India	1	10.00	0	0.00	3	122.00
20	State Bank of B & J	0	0.00	0	0.00	0	0.00
21	Bank of Maharashtra	0	0.00	0	0.00	0	0.00
22	Dena Bank	0	0.00	0	0.00	2	20.00
23	IDBI Bank	0	0.00	0	0.00	5	71.73
24	State Bank of Hyderabad	0	0.00	0	0.00	0	0.00
B	Total Non-Lead Banks	13	219.80	3	26.00	72	1123.36
C	Total N. Banks (A + B)	20	348.88	8	135.25	100	1986.20
25	Uttarakhand G.B	0	0.00	0	0.00	0	0.00
26	U.P. Gramin Bank	0	0.00	0	0.00	0	0.00
D	Total R.R.B.	0	0.00	0	0.00	0	0.00
27	Co-operative Bank	0	0.00	0	0.00	0	0.00
E	Total Cooperative	0	0.00	0	0.00	0	0.00
F	Total (C+D+E)	20	348.88	8	135.25	100	1986.20
28	Nainital Bank	0	0.00	0	0.00	5	116.30
29	Axis Bank	0	0.00	0	0.00	0	0.00
30	ICICI bank	0	0.00	0	0.00	0	0.00
31	HDFC Bank	0	0.00	0	0.00	0	0.00
32	The J & K Bank	0	0.00	0	0.00	0	0.00
33	Fedral Bank Ltd	0	0.00	0	0.00	0	0.00
34	IndusInd Bank	0	0.00	0	0.00	0	0.00
35	The Karnataka bank	0	0.00	0	0.00	0	0.00
36	The South Indian Bank Ltd	0	0.00	0	0.00	0	0.00
37	Standard Chartered Bank	0	0.00	0	0.00	0	0.00
38	Yes Bank	0	0.00	0	0.00	0	0.00
39	Kotak Mahinda	0	0.00	0	0.00	0	0.00
40	Bhartiya Mahila Bank	0	0.00	0	0.00	0	0.00
41	BANDHAN BANK	0	0.00	0	0.00	0	0.00
G	Total Private Bank	0	0.00	0	0.00	5	116.30
H	Total All Bank (F+G)	20	348.88	8	135.25	105	2102.50

DETAILS OF SC/ST ADVANCES
POSITION AS ON 30 SEPTEMBER 2016

(in Lacs)

S. No.	Name of the Bank	Advances to SC		Advances to ST		Total	
		No.	Amt.	No.	Amt.	No.	Amt.
1	State Bank of India	13932	21433.94	6028	15657.99	19960	37091.93
2	Punjab National Bank	9546	24678.30	5161	10068.34	14707	34746.64
3	Bank of Baroda	2775	4017.77	1021	1611.74	3796	5629.51
A	Total Lead Banks	26253	50130.01	12210	27338.07	38463	77468.08
4	Oriental Bank of Comm.	2331	6316.18	795	2192.61	3126	8508.79
5	Union Bank of India	327	596.87	57	57.95	384	654.82
6	Canara Bank	979	4590.07	544	680.24	1523	5270.31
7	Central Bank of India	621	428.93	130	148.09	751	577.02
8	Punjab & Sind Bank	172	273.77	83	202.76	255	476.53
9	Allahabad Bank	3745	12605.76	1294	4233.47	5039	16839.23
10	UCO Bank	907	662.73	1954	1138.56	2861	1801.29
11	Indian Overseas Bank	310	294.48	48	50.41	358	344.89
12	State Bank of Patiala	264	343.56	68	83.10	332	426.66
13	Bank of India	786	1298.08	204	451.50	990	1749.58
14	Syndicate Bank	460	966.16	1582	459.52	2042	1425.68
15	Vijaya Bank	116	272.68	0	0.00	116	272.68
16	Corporation Bank	220	357.23	131	142.40	351	499.63
17	Andhra bank	77	299.99	16	54.04	93	354.03
18	Indian Bank	392	691.66	52	100.56	444	792.22
19	United Bank of India	123	106.00	7	9.00	130	115.00
20	State Bank of B & J	88	15.57	0	0.00	88	15.57
21	Bank of Maharashtra	103	177.32	4	44.85	107	222.17
22	Dena Bank	243	326.00	194	417.00	437	743.00
23	IDBI Bank	508	793.53	105	332.83	613	1126.36
24	State Bank of Hyderabad	18	144.27	10	20.35	28	164.62
B	Total Non-Lead Banks	12790	31560.84	7278	10819.24	20068	42380.08
C	Total N. Banks (A + B)	39043	81690.85	19488	38157.31	58531	119848.16
25	Uttarakhand G.B	20647	17274.11	13247	9941.75	33894	27215.86
26	U.P. Gramin Bank	680	462.00	0	0.00	680	462.00
D	Total R.R.B.	21327	17736.11	13247	9941.75	34574	27677.86
27	Co-operative Bank	22598	16534.76	4227	4059.82	26825	20594.58
E	Total Cooperative	22598	16534.76	4227	4059.82	26825	20594.58
F	Total (C+D+E)	82968	115961.72	36962	52158.88	119930	168120.60
28	Nainital Bank	2099	1928.85	1105	1159.82	3204	3088.67
29	Axis Bank	160	679.57	402	4663.96	562	5343.53
30	ICICI bank	693	607.41	87	81.46	780	688.87
31	HDFC Bank	190	946.73	16	74.60	206	1021.33
32	The J & K Bank	0	0.00	0	0.00	0	0.00
33	Fedral Bank Ltd	0	0.00	0	0.00	0	0.00
34	IndusInd Bank	150	52.03	11	8.93	161	60.96
35	The Karnataka bank	3	22.51	0	0.00	3	22.51
36	The South Indian Bank Ltd	0	0.00	0	0.00	0	0.00
37	Standard Chartered Bank	0	0.00	0	0.00	0	0.00
38	Yes Bank	0	0.00	0	0.00	0	0.00
39	Kotak Mahinda	64	184.93	1	3.80	65	188.73
40	Bhartiya Mahila Bank	5	2.50	1	0.50	6	3.00
41	BANDHAN BANK	0	0.00	0	0.00	0	0.00
G	Total Private Bank	3364	4424.53	1623	5993.07	4987	10417.60
H	Total All Bank (F+G)	86332	120386.25	38585	58151.95	124917	178538.19

DISTRICT - WISE DATA

**CREDIT DEPOSIT RATIO OF ALL BANKS
AS ON 30 SEPTEMBER 2016**

(in Crores)

S. No.	Name of the District	No. of Br.	Total Deposit	Total Advances	C:D Ratio	Investment	Adv+Inv	Total Agri	SSI	Serv.	Others	Total \$ PSA	Adv. To W/S	SC/ST
1	Dehradun	531	38299	16447	43	619	17066	1141	1266	2290	2216	6914	2104	527
2	Uttarkashi	64	1405	769	55	383	1153	298	57	216	161	731	161	20
3	Hardwar	262	15854	10522	66	353	10875	1993	1239	913	922	5066	2723	149
4	Tehri	129	3305	1776	54	191	1967	319	35	204	141	699	78	28
5	Pauri	196	5979	1536	26	454	1990	182	94	339	355	969	61	43
6	Chamoli	92	2221	642	29	480	1123	83	58	102	50	294	71	20
7	Rudra Prayag	54	1281	322	25	287	609	110	21	105	51	287	36	10
A	Total G.M	1328	68344	32014	47	2768	34782	4127	2769	4168	3896	14960	5233	796
8	Almora	145	4115	915	22	191	1106	140	65	233	159	596	143	55
9	Bageshwar	50	1187	325	27	191	516	63	38	83	20	204	39	61
10	Pithoragarh	103	2973	940	32	191	1131	155	78	278	236	747	132	127
11	Champawat	50	1536	466	30	191	657	69	42	114	46	271	32	23
12	Naintal	234	11036	4589	42	191	4780	1079	764	915	746	3504	675	288
13	U.S. Nagar	305	9268	12381	134	880	13262	4626	1124	1197	796	7743	2935	435
B	Total K.M	887	30115	19615	65	1835	21451	6131	2112	2819	2003	13065	3956	989
C	G. TOTAL	2215	98459	51630	52	4603	56233	10258	4881	6987	5899	28025	9189	1785

Contd.
(in Crores)

S. No.	Name of the District	No. of Branches					Pending Lic		Deposits				
		R	SU	U	M	Total	<6M	>6M	R	SU	U	Total	
									Amt.	Amt.	Amt.	No.	Amt.
1	Dehradun	163	106	262	0	531	0	0	4101	5509	28689	5151387	38299
2	Uttarkashi	42	21	1	0	64	0	0	671	735	0	352805	1405
3	Hardwar	96	75	91	0	262	1	0	3942	5985	5927	3246395	15854
4	Tehri	88	41	0	0	129	0	0	2124	1181	0	941709	3305
5	Pauri	126	68	2	0	196	0	0	2768	3211	0	1394408	5979
6	Chamoli	66	25	1	0	92	0	0	1693	528	0	336808	2221
7	Rudra Prayag	53	1	0	0	54	0	0	1265	16	0	201967	1281
A	Total G.M	634	337	357	0	1328	1	0	16564	17165	34616	11625479	68344
8	Almora	98	38	9	0	145	0	0	2074	1877	164	1217266	4115
9	Bageshwar	47	2	1	0	50	0	0	1157	30	0	267079	1187
10	Pithoragarh	75	24	4	0	103	0	0	1602	1279	91	866849	2973
11	Champawat	40	10	0	0	50	0	0	1005	531	0	378068	1536
12	Naintal	109	64	61	0	234	0	0	2118	3593	5324	1890239	11036
13	U.S. Nagar	105	195	5	0	305	0	0	1999	7259	10	2643849	9268
B	Total K.M	474	333	80	0	887	0	0	9957	14569	5589	7263350	30115
C	G. TOTAL	1108	670	437	0	2215	1	0	26520	31734	40205	18888829	98459

SLBC - 1(b)

Contd.
(in Crores)

ADVANCES																
S. No.	Name of the District	From Within State					From Outside State					Total				
		R	SU	U	Total		R	SU	U	Total		R	SU	U	Total	
		Amt.	Amt.	Amt.	No.	Amt.	Amt.	Amt.	Amt.	No.	Amt.	Amt.	Amt.	Amt.	No.	Amt.
1	Dehradun	1391	1922	9304	257504	12618	53	22	3754	105	3829	1445	1944	13058	257609	16447
2	Uttarkashi	442	327	0	29801	769	0	0	0	6	0	442	328	0	29807	769
3	Hardwar	2186	2831	2400	269097	7417	480	1824	801	158	3105	2666	4654	3202	269255	10522
4	Tehri	544	405	0	61915	948	827	0	0	5	827	1371	405	0	61920	1776
5	Pauri	601	804	14	69473	1420	55	62	0	12	117	656	866	14	69485	1536
6	Chamoli	450	162	0	30176	612	0	0	31	1	31	450	162	31	30177	642
7	Rudra Prayag	313	9	0	23706	322	0	0	0	0	0	313	9	0	23706	322
A	Total G.M	5927	6460	11719	741672	24105	1415	1908	4586	287	7909	7342	8368	16304	741959	32014
8	Almora	444	435	36	57212	915	0	0	0	10	1	445	435	36	57222	915
9	Bageshwar	297	16	11	13529	324	0	0	0	1	0	297	16	11	13530	325
10	Pithoragarh	524	398	18	84283	940	0	0	0	1	0	524	398	18	84284	940
11	Champawat	273	93	0	21815	366	100	0	0	2	100	373	93	0	21817	466
12	Naintal	846	1047	2539	125251	4432	156	0	0	14	156	1002	1048	2539	125265	4589
13	U.S. Nagar	1945	8069	97	281243	10112	9	811	1449	353	2269	1954	8880	1547	281596	12381
B	Total K.M	4329	10058	2701	583333	17089	266	811	1449	381	2526	4595	10869	4151	583714	19615
C	G. TOTAL	10256	16518	14420	1325005	41194	1681	2719	6035	668	10435	11937	19237	20455	1325673	51630

SLBC - 2

Priority Sector Advances

(Nos. in Thousand)
(in Crores)

Agriculture (Direct)																
S. No.	Name of the Bank	Crop Loan					Term Loan					Total				
		R	SU	U	Total		R	SU	U	Total		R	SU	U	Total	
					No.	Amt.				No.	Amt.				No.	Amt.
1	Dehradun	227	71	229	34785	528	130	86	225	23829	441	357	156	455	58614	968
2	Uttarkashi	102	26	0	12917	128	55	24	0	7561	79	157	49	0	20478	207
3	Hardwar	930	412	59	148324	1401	239	144	120	15082	504	1169	556	180	163406	1905
4	Tehri	75	38	0	18591	114	126	79	0	22579	205	201	118	0	41170	319
5	Pauri	41	17	0	12523	57	44	53	0	18870	96	84	69	0	31393	153
6	Chamoli	20	4	0	7467	23	24	10	0	5618	34	43	14	0	13085	57
7	Rudra Prayag	50	0	0	7883	50	37	0	0	4198	37	86	0	0	12081	86
A	Total G.M	1445	567	289	242490	2300	653	396	346	97737	1395	2098	962	635	340227	3695
8	Almora	57	9	13	15001	80	39	12	8	6207	59	97	21	21	21208	139
9	Bageshwar	20	0	1	3556	22	34	0	5	2161	40	54	1	7	5717	62
10	Pithoragarh	62	43	11	41127	116	23	15	1	8031	39	84	58	13	49158	155
11	Champawat	37	6	0	5746	44	19	4	0	2863	23	56	11	0	8609	67
12	Naintal	280	148	237	33942	666	61	51	186	23707	298	341	199	423	57649	963
13	U.S. Nagar	800	1435	13	98040	2247	373	689	3	33842	1066	1173	2124	16	131882	3313
B	Total K.M	1256	1642	276	197412	3174	549	771	204	76811	1524	1805	2414	479	274223	4698
C	G. TOTAL	2701	2209	564	439902	5474	1202	1167	550	174548	2919	3903	3376	1114	614450	8393

SLBC - 2(a)
Priority Sector Advances

(Nos in Thousand)

(in Crores)

Agriculture																
S. No.	Name of the Bank	Direct					Indirect					Total				
		R	SU	U	Total		R	SU	U	Total		R	SU	U	Total	
					No.	Amt.				No.	Amt.				No.	Amt.
1	Dehradun	357	156	455	58614	968	29	17	127	2866	173	386	173	581	61480	1141
2	Uttarkashi	157	49	0	20478	207	56	35	0	1393	92	214	84	0	21871	298
3	Hardwar	1169	556	180	163406	1905	22	54	12	1474	88	1191	610	192	164880	1993
4	Tehri	201	118	0	41170	319	0	0	0	108	0	201	118	0	41278	319
5	Pauri	84	69	0	31393	153	10	19	0	2431	28	94	88	0	33824	182
6	Chamoli	43	14	0	13085	57	26	0	0	6907	26	69	14	0	19992	83
7	Rudra Prayag	86	0	0	12081	86	24	0	0	4581	24	110	0	0	16662	110
A	Total G.M	2098	962	635	340227	3695	167	126	139	19760	432	2265	1088	774	359987	4127
8	Almora	97	21	21	21208	139	0	1	0	268	1	97	22	21	21476	140
9	Bageshwar	54	1	7	5717	62	1	0	0	104	1	55	1	7	5821	63
10	Pithoragarh	84	58	13	49158	155	0	0	0	22	0	84	58	13	49180	155
11	Champawat	56	11	0	8609	67	0	2	0	64	2	56	13	0	8673	69
12	Naintal	341	199	423	57649	963	3	41	71	964	115	344	240	495	58613	1079
13	U.S. Nagar	1173	2124	16	131882	3313	201	1101	10	35865	1313	1375	3225	26	167747	4626
B	Total K.M	1805	2414	479	274223	4698	206	1145	82	37287	1433	2011	3559	561	311510	6131
C	G. TOTAL	3903	3376	1114	614450	8393	374	1270	221	57047	1865	4276	4647	1335	671497	10258

SLBC - 2(b)
Priority Sector Advances

(Nos in Thousand)

(in Crores)

		INDUSTRIES (MICRO & SMALL)					SERVICES (MICRO & SMALL)				
S. No.	Name of the Bank	R	SU	U	Total		R	SU	U	Total	
					No.	Amt.				No.	Amt.
1	Dehradun	261	112	893	4853	1266	397	364	1529	40017	2290
2	Uttarkashi	22	35	0	1229	57	107	109	0	2490	216
3	Hardwar	233	307	699	7005	1239	99	297	517	40364	913
4	Tehri	20	16	0	1186	35	125	79	0	5653	204
5	Pauri	39	54	0	1118	94	121	218	0	6496	339
6	Chamoli	52	6	0	1253	58	65	37	0	3922	102
7	Rudra Prayag	21	0	0	1201	21	104	2	0	3492	105
A	Total G.M	647	530	1592	17845	2769	1017	1106	2046	102434	4168
8	Almora	21	33	11	3306	65	87	137	9	18949	233
9	Bageshwar	24	8	6	2442	38	70	10	3	2914	83
10	Pithoragarh	36	32	11	3770	78	118	149	10	9619	278
11	Champawat	11	22	10	907	42	62	41	10	4293	114
12	Naintal	166	265	333	4550	764	165	284	466	26133	915
13	U.S. Nagar	67	994	63	4589	1124	137	1045	15	36326	1197
B	Total K.M	324	1354	434	19564	2112	639	1667	514	98234	2819
C	G. TOTAL	972	1884	2026	37409	4881	1656	2773	2559	200668	6987

Priority Sector Advances

(Nos in Thousand)

(in Crores)

		OTHERS (Housing Loan Rs. 20 lacs. Education Loan upto Rs. 10 Lacs with in india and upto Rs. 20 Lacs aborad)					Total \$ PSA				
S. No.	Name of the Bank	R	SU	U	Total		R	SU	U	Total	
					No.	Amt.				No.	Amt.
1	Dehradun	285	300	1631	37168	2216	1330	950	4634	143518	6914
2	Uttarkashi	117	43	0	2447	161	460	271	0	28037	731
3	Hardwar	82	303	537	16538	922	1604	1518	1945	228787	5066
4	Tehri	57	83	0	4104	141	403	296	0	52221	699
5	Pauri	120	235	0	5858	355	374	595	0	47296	969
6	Chamoli	12	23	15	2040	50	198	80	15	27207	294
7	Rudra Prayag	50	0	0	688	51	285	3	0	22043	287
A	Total G.M	724	989	2183	68843	3896	4654	3713	6594	549109	14960
8	Almora	33	126	0	6211	159	238	317	41	49942	596
9	Bageshwar	17	2	1	921	20	166	21	17	12098	204
10	Pithoragarh	47	179	10	4415	236	285	419	43	66984	747
11	Champawat	23	17	7	2294	46	151	92	27	16167	271
12	Naintal	118	358	270	11841	746	793	1147	1564	101137	3504
13	U.S. Nagar	97	655	45	15664	796	1675	5919	148	224326	7743
B	Total K.M	334	1337	332	41346	2003	3308	7916	1840	470654	13065
C	G. TOTAL	635	2326	2514	110189	5899	7962	11629	8434	1019763	28025

(Nos in Thousand)

(in Crores)

		Total PSA					Total NPSA					Total Within State Advances				
S. No.	Name of the Bank	R	SU	U	Total		R	SU	U	Total		R	SU	U	Total	
					No.	Amt.				No.	Amt.				No.	Amt.
1	Dehradun	1330	950	4634	143518	6914	524	787	4394	113986	5704	1854	1737	9027	257504	12618
2	Uttarkashi	460	271	0	28037	731	22	16	0	1764	38	482	287	0	29801	769
3	Hardwar	1604	1518	1945	228787	5066	458	400	1492	40310	2350	2062	1918	3437	269097	7417
4	Tehri	403	296	0	52221	699	157	91	2	9694	249	560	386	2	61915	948
5	Pauri	374	595	0	47296	969	219	230	2	22177	451	593	825	2	69473	1420
6	Chamoli	198	80	15	27207	294	242	76	1	2969	318	440	156	16	30176	612
7	Rudra Prayag	285	3	0	22043	287	33	2	0	1663	35	318	4	0	23706	322
A	Total G.M	4654	3713	6594	549109	14960	1655	1600	5891	192563	9145	6308	5312	12485	741672	24105
8	Almora	238	317	41	49942	596	95	223	0	7270	319	333	540	41	57212	915
9	Bageshwar	166	21	17	12098	204	117	4	0	1431	121	283	25	17	13529	324
10	Pithoragarh	285	419	43	66984	747	134	58	0	17299	192	419	477	44	84283	940
11	Champawat	151	92	27	16167	271	70	25	0	5648	95	222	117	27	21815	366
12	Naintal	793	1147	1564	101137	3504	179	321	429	24114	928	971	1468	1993	125251	4432
13	U.S. Nagar	1675	5919	148	224326	7743	450	1394	525	56917	2369	2126	7314	673	281243	10112
B	Total K.M	3308	7916	1840	470654	13065	1045	2025	954	112679	4024	4353	9942	2794	583333	17089
C	G. TOTAL	7962	11629	8434	1019763	28025	2699	3625	6845	305242	13169	10661	15254	15279	1325005	41194

SLBC - 2(e)

(Nos in Thousand)

(in Crores)

S. No.	Name of the Bank	ADV. TO W/S					DIR ADV		ADV TO SC/ST		POPULATION-WISE CD RATIO			
		R	SU	U	Total		No.	Amt.	No.	Amt.	R	SU	U	Total
					No.	Amt.								
1	Dehradun	819	109	1175	47051	2104	1441	43	22857	527	35	35	46	43
2	Uttarkashi	110	51	0	10160	161	109	0	7227	20	66	45	0	55
3	Hardwar	1242	771	710	128186	2723	1317	2	10248	149	68	78	54	66
4	Tehri	59	18	0	10055	78	293	0	5016	28	65	34	0	54
5	Pauri	26	35	0	8784	61	322	0	4168	43	24	27	0	26
6	Chamoli	58	13	0	7957	71	107	2	2651	20	27	31	0	29
7	Rudra Prayag	35	0	0	4614	36	53	0	1882	10	25	56	0	25
A	Total G.M	2350	998	1885	216807	5233	3642	49	54049	796	44	49	47	47
8	Almora	77	65	0	18387	143	741	1	10649	55	21	23	22	22
9	Bageshwar	38	0	0	3280	39	98	0	3072	61	26	53	0	27
10	Pithoragarh	89	39	5	25712	132	365	1	9383	127	33	31	20	32
11	Champawat	20	11	1	4138	32	344	14	6601	23	37	17	0	30
12	Naintal	351	154	171	31205	675	1048	2	15687	288	47	29	48	42
13	U.S. Nagar	999	1912	24	103795	2935	2307	4	25476	435	98	122	15561	134
B	Total K.M	1574	2182	200	186517	3956	4903	21	70868	989	46	75	74	65
C	G. TOTAL	3924	3180	2085	403324	9189	8545	70	124917	1785	45	61	51	52

SLBC - 3

**ANNUAL CREDIT PLAN
SECTOR WISE ACHIEVEMENTS OF ALL BANKS
PRIORITY SECTOR ADVANCE
POSITION AS ON : 30 SEPTEMBER 2016**

(in Lacs)

S.N o.	Name of the District	CROP LOAN					TERM LOAN					FARM SECTOR				
		Targets		Achievements		%age	Targets		Achievements		%age	Targets		Achievements		%age
		No.	Amt.	No.	Amt.		No.	Amt.	No.	Amt.		No.	Amt.	No.	Amt.	
1	Dehradun	0	25791	9019	10590	41	0	38103	5725	9505	25	0	63894	14744	20094	31
2	Uttarkashi	0	9593	6870	1853	19	0	2652	1448	621	23	0	12245	8318	2474	20
3	Hardwar	0	154003	50103	43469	28	0	17114	2463	11807	69	0	171117	52566	55276	32
4	Tehri	0	10653	16905	2965	28	0	10602	391	1079	10	0	21255	17296	4045	19
5	Pauri	0	5281	5609	2084	39	0	6742	7389	973	14	0	12023	12998	3057	25
6	Chamoli	0	5522	1980	695	13	0	5047	288	279	6	0	10569	2268	974	9
7	Rudra Prayag	0	4700	7094	1373	29	0	1260	1826	627	50	0	5960	8920	2000	34
	Total Garhwal Mandal	0	215543	97580	63030	29	0	81520	19530	24891	31	0	297063	117110	87921	30
8	Almora	0	10049	16526	4466	44	0	8506	2235	1273	15	0	18555	18761	5738	31
9	Bageshwar	0	3764	5412	1423	38	0	2209	1475	786	36	0	5973	6887	2208	37
10	Pithoragarh	0	9847	9571	4335	44	0	3583	988	1854	52	0	13430	10559	6189	46
11	Champawat	0	3692	3211	1874	51	0	2602	327	531	20	0	6294	3538	2405	38
12	Naintal	0	38958	15022	23812	61	0	23548	1228	4139	18	0	62506	16250	27951	45
13	U.S. Nagar	0	293443	61495	112419	38	0	159041	4080	33861	21	0	452484	65575	146280	32
	Total Kumaon Mandal	0	359753	111237	148329	41	0	199489	10333	42444	21	0	559242	121570	190772	34
	Grand Total	0	575296	208817	211358	37	0	281009	29863	67335	24	0	856305	238680	278693	33

**ANNUAL CREDIT PLAN
SECTOR WISE ACHIEVEMENTS OF ALL BANKS
PRIORITY SECTOR ADVANCE**

(in Lacs)

S.No.	Name of the District	NON FARM SECTOR					OTHER PRIORITY SECTOR					TOTAL PSA				
		Targets		Achievements		%age	Targets		Achievements		%age	Targets		Achievements		%age
		No.	Amt.	No.	Amt.		No.	Amt.	No.	Amt.		No.	Amt.	No.	Amt.	
1	Dehradun	0	161776	8046	75363	47	0	45394	5026	22363	49	0	271064	27816	117820	43
2	Uttarkashi	0	8135	2773	1853	23	0	4119	5150	8578	208	0	24499	16241	12905	53
3	Hardwar	0	54670	5207	24308	44	0	90375	3027	26242	29	0	316162	60800	105826	33
4	Tehri	0	1104	1419	858	78	0	22050	3556	27130	123	0	44409	22271	32033	72
5	Pauri	0	6016	2214	6983	116	0	36622	3820	9621	26	0	54661	19032	19661	36
6	Chamoli	0	4499	517	892	20	0	16573	748	2091	13	0	31641	3533	3957	13
7	Rudra Prayag	0	530	440	195	37	0	12540	793	5662	45	0	19030	10153	7858	41
	Total Garhwal Mandal	0	236730	20616	110452	47	0	227673	22120	101688	45	0	761466	159846	300060	39
8	Almora	0	2617	1240	735	28	0	17805	29546	13136	74	0	38977	49547	19609	50
9	Bageshwar	0	2317	741	588	25	0	6214	1173	2691	43	0	14504	8801	5488	38
10	Pithoragarh	0	2125	1131	1029	48	0	15657	318	3174	20	0	31212	12008	10393	33
11	Champawat	0	4285	449	2204	51	0	5393	245	995	18	0	15972	4232	5605	35
12	Naintal	0	74491	3004	22175	30	0	22404	8029	13390	60	0	159401	27283	63516	40
13	U.S. Nagar	0	122509	10137	95386	78	0	41958	3464	21773	52	0	616951	79176	263438	43
	Total Kumaon Mandal	0	208344	16702	122117	59	0	109431	42775	55160	50	0	877017	181047	368049	42
	Grand Total	0	445074	37318	232569	52	0	337104	64895	156847	47	0	1638483	340893	668109	41

SLBC - 4

**ANNUAL CREDIT PLAN
SECTOR WISE ACHIEVEMENTS OF ALL BANKS
NON PRIORITY SECTOR ADVANCE
FROM 01.04.2016 TO 30.09.2016**

(in Lacs)

S.No.	Name of the Bank	SSI		Services		Personal		Total Non-PSA	
		No.	Amt.	No.	Amt.	No.	Amt.	No.	Amt.
1	Dehradun	492	8904.49	8154	48612.40	13179	57011.51	21825	114528.40
2	Uttarkashi	44	119.06	240	716.23	483	1535.68	767	2370.97
3	Hardwar	475	5205.25	3246	12337.80	3472	22734.91	7193	40277.96
4	Tehri	83	149	299	719.09	1272	5687.98	1654	6555.95
5	Pauri	119	237.30	915	3409.36	638	1493.26	1672	5139.92
6	Chamoli	45	110.39	259	965.16	285	1103.54	589	2179.09
7	Rudra Prayag	16	25.85	213	579.62	431	1175.13	660	1780.60
	Total Garhwal Mandal	1274	14751.22	13326	67339.66	19760	90742.02	34360	172832.90
8	Almora	54	218.82	486	1377.24	2774	22177.17	3314	23773.23
9	Bageshwar	41	71.35	147	329.97	388	626.31	576	1027.63
10	Pithoragarh	435	1022.92	785	2731.84	2869	1785.89	4089	5540.65
11	Champawat	134	321.49	159	779.30	961	2856.74	1254	3957.53
12	Naintal	139	1044.20	1645	5645.61	3461	12893.51	5245	19583.32
13	U.S. Nagar	360	33068.63	3173	10004.63	5011	62439.28	8544	105512.54
	Total Kumaon Mandal	1163	35747.41	6395	20868.59	15464	102778.90	23022	159394.90
	Grand Total	2437	50498.63	19721	88208.25	35224	193520.92	57382	332227.80

KISAN CREDIT CARD SCHEME
POSITION AS ON : 30 SEPTEMBER 2016
FROM 01.04.2016 TO 30.09.2016

(in Lacs)

S.No.	Name of the Bank	Yearly Target	Card Issued	Limit Sanctioned	ATM Enabled KCC issued	% Ach. of Target	Cumulative Position Since inception	
		No.	No.	Amount	No.		No.	Amount
1	Dehradun	8000	9019	10589.59	6812	113	69263	36027.11
2	Uttarkashi	4000	6870	1853.37	1799	172	29221	8963.82
3	Hardwar	11800	50103	43469.47	4466	425	129788	124537.10
4	Tehri	6000	16905	2965.50	5420	282	81933	16249.22
5	Pauri	8400	5609	2083.82	5800	67	49311	22927.42
6	Chamoli	4000	1980	694.71	1282	50	149669	77623.74
7	Rudra Prayag	2600	7094	1373.18	1349	273	22308	14640.13
	Total Garhwal Mandal	44800	97580	63029.64	26929	218	531493	300968.55
8	Almora	7000	16526	4465.84	3363	236	53972	20226.89
9	Bageshwar	3000	5412	1422.60	738	180	44092	41341.27
10	Pithoragarh	3600	9571	4335.30	8467	266	64885	23740.96
11	Champawat	3000	3211	1873.89	2783	107	9912	4455.55
12	Naintal	14600	15022	23811.86	3489	103	108887	77999.40
13	U.S. Nagar	24000	61495	112419.02	24804	256	266144	410381.46
	Total Kumaon Mandal	55200	111237	148328.51	43644	202	547892	578145.53
	Grand Total	100000	208817	211358.15	70572	209	1079385	879114.08

CREDIT FLOW TO AGRICULTURE SECTOR :
PROGRESS MADE UPTO THE MONTH OF 30 SEPTEMBER 2016
FROM 01.04.2016 TO 30.09.2016

(in Lacs)

S.No.	Name of the Bank	Nos. of Semi-Urban & Rural Brs.	Disbursement/Loans issued (1)					
			Crop Loan		Term Loan		Total Loan	
			No.	Amt.	No.	Amt.	No.	Amt.
1	Dehradun	269	14744	20094.23	8046	77095.54	22790	97189.77
2	Uttarkashi	63	8318	2474.22	2773	982.66	11091	3456.88
3	Hardwar	171	52566	55276.02	5207	23682.08	57773	78958.10
4	Tehri	129	17296	4044.91	1419	5714.49	18715	9759.40
5	Pauri	194	12998	3057.26	2214	5308.11	15212	8365.37
6	Chamoli	91	2268	973.80	517	1281.40	2785	2255.20
7	Rudra Prayag	54	8920	2000.20	440	877.23	9360	2877.43
	Total Garhwal Mandal	971	117110	87920.64	20616	114941.51	137726	202862.15
8	Almora	136	18761	5738.37	1240	3408.77	20001	9147.14
9	Bageshwar	49	6887	2208.45	741	1377.89	7628	3586.34
10	Pithoragarh	99	10559	6189.15	1131	2387.91	11690	8577.06
11	Champawat	50	3538	2405.28	449	2204.15	3987	4609.43
12	Naintal	173	16250	27951.21	3004	22088.04	19254	50039.25
13	U.S. Nagar	299	65575	146279.72	10137	86161.17	75712	232440.89
	Total Kumaon Mandal	806	121570	190772.18	16702	117627.93	138272	308400.11
	Grand Total	1777	238680	278692.82	37318	232569.44	275998	511262.26

ADVANCES TO M.S.M.E SECTOR
POSITION AS ON 30TH JUNE 2016

(in Crores)

S. No.	Name of the Bank	Total Micro & Small Enterprise				Credit to Medium Enterprises			
		Manufacturing Sector		Service Sector		Manufacturing Sector		Service Sector	
		No.	Amt.	No.	Amt.	No.	Amt.	No.	Amt.
1	Dehradun	5407	1018.39	44022	2711.02	182	1236.68	285	450.97
2	Uttarkashi	1317	62.27	3846	185.94	16	1.38	71	205.27
3	Hardwar	7257	1032.35	41603	859.67	148	482.60	278	71.25
4	Tehri	1290	41.55	5690	213.70	11	8.05	4	1.11
5	Pauri	1241	134.39	5781	334.68	77	7.11	1735	428.96
6	Chamoli	1280	64.46	7375	121.93	45	2.00	11	0.99
7	Rudra Prayag	1449	28.75	3395	79.47	3	0.44	55	2.90
	Total Garhwal Mandal	19241	2382.17	111712	4506.41	482	1738.26	2439	1161.45
8	Almora	3656	77.87	18383	223.77	7	0.21	8	0.75
9	Bageshwar	2509	40.23	2741	80.49	15	1.01	5	0.46
10	Pithoragarh	3847	83.52	9425	268.58	1	0.03	1	0.01
11	Champawat	1002	42.54	4274	115.11	2	0.00	0	0.00
12	Naintal	4756	1074.08	25545	914.36	200	655.01	167	110.21
13	U.S. Nagar	7736	1386.38	34024	1188.69	749	1813.85	192	166.87
	Total Kumaon Mandal	23506	2704.61	94392	2791.00	974	2470.11	373	278.30
	Grand Total	42747	5086.77	206104	7297.41	1456	4208.37	2812	1439.75

SLBC - 28(a)

Contd.

(in Crores)

S. No.	Name of the Bank	Total M.S.M.E			
		Manufacturing Sector		Service Sector	
		No.	Amt.	No.	Amt.
1	Dehradun	5589	2255.07	44307	3161.99
2	Uttarkashi	1333	63.65	3917	391.21
3	Hardwar	7405	1514.95	41881	930.92
4	Tehri	1301	49.60	5694	214.81
5	Pauri	1318	141.50	7516	763.64
6	Chamoli	1325	66.46	7386	122.92
7	Rudra Prayag	1452	29.19	3450	82.37
	Total Garhwal Mandal	19723	4120.43	114151	5667.86
8	Almora	3663	78.08	18391	224.52
9	Bageshwar	2524	41.24	2746	80.95
10	Pithoragarh	3848	83.55	9426	268.59
11	Champawat	1004	42.54	4274	115.11
12	Naintal	4956	1729.09	25712	1024.57
13	U.S. Nagar	8485	3200.23	34216	1355.56
	Total Kumaon Mandal	24480	5174.72	94765	3069.30
	Grand Total	44203	9295.14	208916	8737.16

PROGRESS OF MUDRA LOAN UNDER PMMY

AS ON 30TH JUNE 2016

(in Lacs)

S. No.	Name of the District	SHISHU UPTO 50000/-							
		Manufacturing		Trading		Service		Total	
		No.	Amt.	No.	Amt.	No.	Amt.	No.	Amt.
1	Dehradun	127	57.36	225	92.39	293	83.88	645	233.63
2	Uttarkashi	8	3.40	53	22.03	113	35.55	174	60.98
3	Hardwar	38	14.57	146	61.77	240	95.88	424	172.22
4	Tehri	5	1.80	64	28.90	197	92.55	266	123.25
5	Pauri	9	4.64	38	19.35	55	30.18	102	54.17
6	Chamoli	3	1.02	35	12.07	33	14.75	71	27.84
7	Rudra Prayag	5	1.30	22	9.95	21	7.94	48	19.19
	Total Garhwal Mandal	195	84.09	583	246.46	952	360.73	1730	691.28
8	Almora	13	6.05	50	18.65	40	13.31	103	38.01
9	Bageshwar	8	3.05	17	5.94	23	8.54	48	17.53
10	Pithoragarh	6	2.70	23	15.80	24	10.72	53	29.22
11	Champawat	2	1.00	19	8.03	12	4.12	33	13.15
12	Naintal	72	24.56	122	55.42	158	45.92	352	125.90
13	U.S. Nagar	48	20.85	128	55.87	133	27.84	309	104.56
	Total Kumaon Mandal	149	58.21	359	159.71	390	110.45	898	328.37
	Grand Total	344	142.30	942	406.17	1342	471.18	2628	1019.65

PROGRESS OF MUDRA LOAN UNDER PMMY

AS ON 30TH JUNE 2016

(in Lacs)

S. No.	Name of the District	KISHORE ABOVE 50 K UPTO 5 LAC							
		Manufacturing		Trading		Service		Total	
		No.	Amt.	No.	Amt.	No.	Amt.	No.	Amt.
1	Dehradun	162	386.26	240	636.18	241	668.28	643	1690.72
2	Uttarkashi	15	27.68	33	59.90	118	159.43	166	247.01
3	Hardwar	71	119.10	140	364.78	186	450.06	397	933.94
4	Tehri	12	31.40	46	113.67	124	272.85	182	417.92
5	Pauri	9	28.72	56	147.39	100	214.47	165	390.58
6	Chamoli	4	5.05	46	110.36	34	55.69	84	171.10
7	Rudra Prayag	1	1.00	28	58.00	27	71.33	56	130.33
	Total Garhwal Mandal	274	599.21	589	1490.28	830	1892.11	1693	3981.60
8	Almora	25	58.41	58	149.72	54	137.05	137	345.18
9	Bageshwar	18	41.03	19	45.93	33	77.36	70	164.32
10	Pithoragarh	44	70.64	85	254.64	46	101.47	175	426.75
11	Champawat	10	39.46	41	82.14	43	99.40	94	221.00
12	Naintal	27	52.01	101	222.79	166	314.49	294	589.29
13	U.S. Nagar	118	251.85	123	157.50	156	358.69	397	768.04
	Total Kumaon Mandal	242	513.40	427	912.72	498	1088.46	1167	2514.58
	Grand Total	516	1112.61	1016	2403.00	1328	2980.57	2860	6496.18

PROGRESS OF MUDRA LOAN UNDER PMMY

AS ON 30TH JUNE 2016

(in Lacs)

S. No.	Name of the District	TARUN ABOVE 5 LAC UPTO 10 LAC							
		Manufacturing		Trading		Service		Total	
		No.	Amt.	No.	Amt.	No.	Amt.	No.	Amt.
1	Dehradun	43	280.21	78	566.10	136	643.18	257	1489.49
2	Uttarkashi	2	18.00	4	22.60	15	92.01	21	132.61
3	Hardwar	7	55.07	29	183.17	54	241.49	90	479.73
4	Tehri	4	26.93	33	75.60	41	244.09	78	346.62
5	Pauri	8	79.50	17	120.33	11	103.50	36	303.33
6	Chamoli	0	0.00	4	19.60	5	37.00	9	56.60
7	Rudra Prayag	1	8.50	4	37.00	3	20.65	8	66.15
	Total Garhwal Mandal	65	468.21	169	1024.40	265	1381.92	499	2874.53
8	Almora	0	0.00	9	74.73	18	142.10	27	216.83
9	Bageshwar	4	35.50	4	38.00	7	56.15	15	129.65
10	Pithoragarh	3	29.04	8	79.00	7	59.35	18	167.39
11	Champawat	2	14.50	5	41.74	14	86.09	21	142.33
12	Naintal	4	31.20	26	203.13	50	324.51	80	558.84
13	U.S. Nagar	22	89.76	36	196.04	49	411.09	107	696.89
	Total Kumaon Mandal	35	200.00	88	632.64	145	1079.29	268	1911.93
	Grand Total	100	668.21	257	1657.04	410	2461.21	767	4786.46

PROGRESS OF MUDRA LOAN UNDER PMMY

AS ON 30TH JUNE 2016

(in Lacs)

S. No.	Name of the District	All Total MUDRA							
		Manufacturing		Trading		Service		Total	
		No.	Amt.	No.	Amt.	No.	Amt.	No.	Amt.
1	Dehradun	332	723.83	543	1294.67	670	1395.34	1545	3413.84
2	Uttarkashi	25	49.08	90	104.53	246	286.99	361	440.60
3	Hardwar	116	188.74	315	609.72	480	787.43	911	1585.89
4	Tehri	21	60.13	143	218.17	362	609.49	526	887.79
5	Pauri	26	112.86	111	287.07	166	348.15	303	748.08
6	Chamoli	7	6.07	85	142.03	72	107.44	164	255.54
7	Rudra Prayag	7	10.80	54	104.95	51	99.92	112	215.67
	Total Garhwal Mandal	534	1151.51	1341	2761.14	2047	3634.76	3922	7547.41
8	Almora	38	64.46	117	243.10	112	292.46	267	600.02
9	Bageshwar	30	79.58	40	89.87	63	142.05	133	311.50
10	Pithoragarh	53	102.38	116	349.44	77	171.54	246	623.36
11	Champawat	14	54.96	65	131.91	69	189.61	148	376.48
12	Naintal	103	107.77	249	481.34	374	684.92	726	1274.03
13	U.S. Nagar	188	362.46	287	409.41	338	797.62	813	1569.49
	Total Kumaon Mandal	426	771.61	874	1705.07	1033	2278.20	2333	4754.88
	Grand Total	960	1923.12	2215	4466.21	3080	5912.96	6255	12302.29